



US00D438656S

(12) **United States Design Patent**  
**Lupica**

(10) **Patent No.:** **US D438,656 S**

(45) **Date of Patent:** **\*\* Mar. 6, 2001**

(54) **COMPACT FLASHLIGHT**

D. 399,578 \* 10/1998 Yuen ..... D26/37

(76) Inventor: **David W. Lupica**, 4813 Lockhaven Ave., LA., CA (US) 90041

\* cited by examiner

(\*\*) Term: **14 Years**

*Primary Examiner*—Marcus A. Jackson  
(74) *Attorney, Agent, or Firm*—Fulwider Parton Lee & Utecht, LLP

(21) Appl. No.: **29/117,228**

(57) **CLAIM**

(22) Filed: **Jan. 19, 2000**

The ornamental design for a compact flashlight, as shown and described.

(51) **LOC (7) Cl.** ..... **26-02**

(52) **U.S. Cl.** ..... **D26/37**

(58) **Field of Search** ..... D26/37-50; 362/157, 362/158, 171-182, 183-208, 261, 262

**DESCRIPTION**

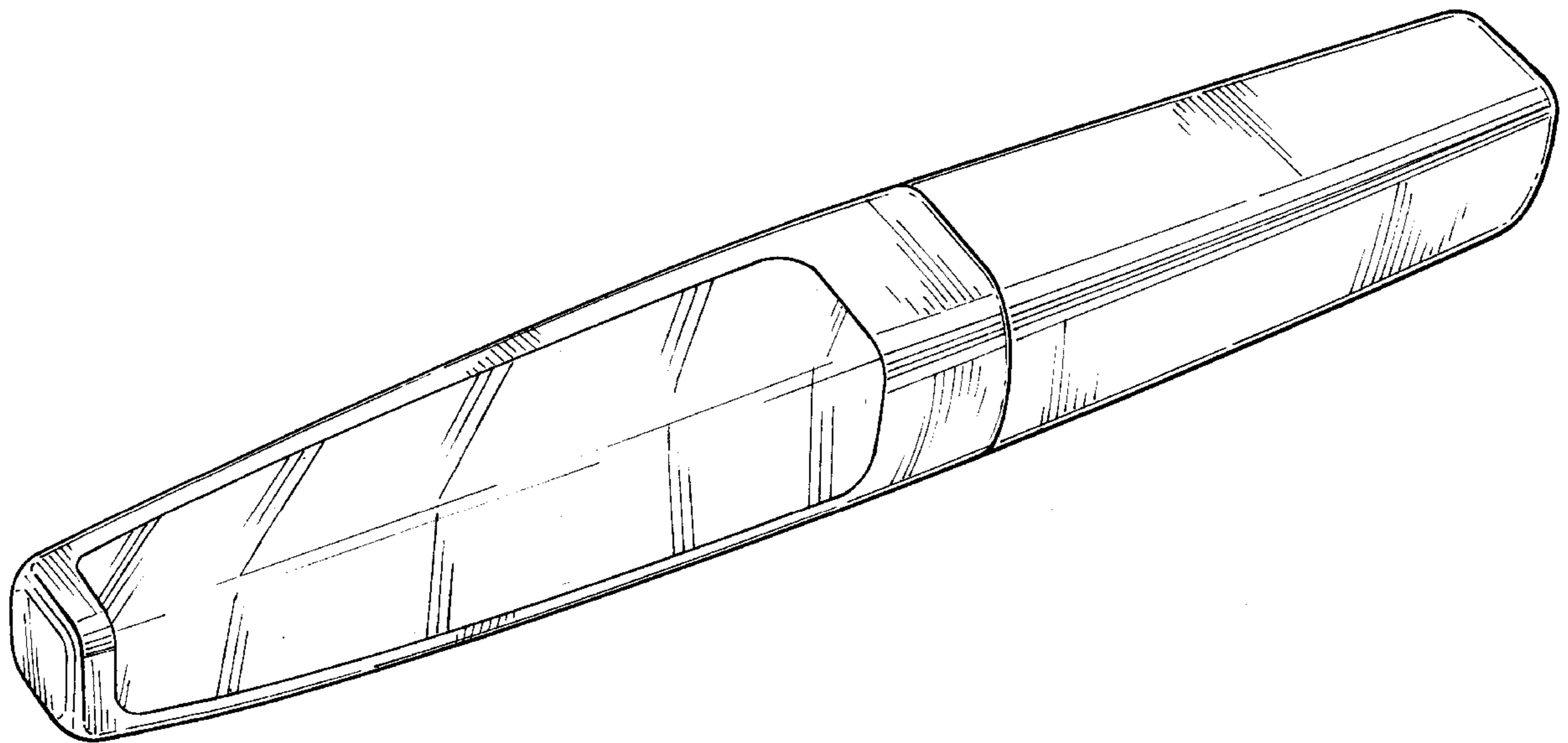
(56) **References Cited**

FIG. 1 is a perspective view of a compact flashlight showing my new design;  
FIG. 2 is a first side elevational view thereof;  
FIG. 3 is a second side elevational view thereof;  
FIG. 4 is a first end elevational view thereof; and,  
FIG. 5 is a second end elevational view thereof.

**U.S. PATENT DOCUMENTS**

- D. 362,735 \* 9/1995 Hiromori ..... D26/37
- D. 381,099 \* 7/1997 Yuen ..... D26/37
- D. 389,931 \* 1/1998 Kovacik et al. .... D26/37

**1 Claim, 2 Drawing Sheets**



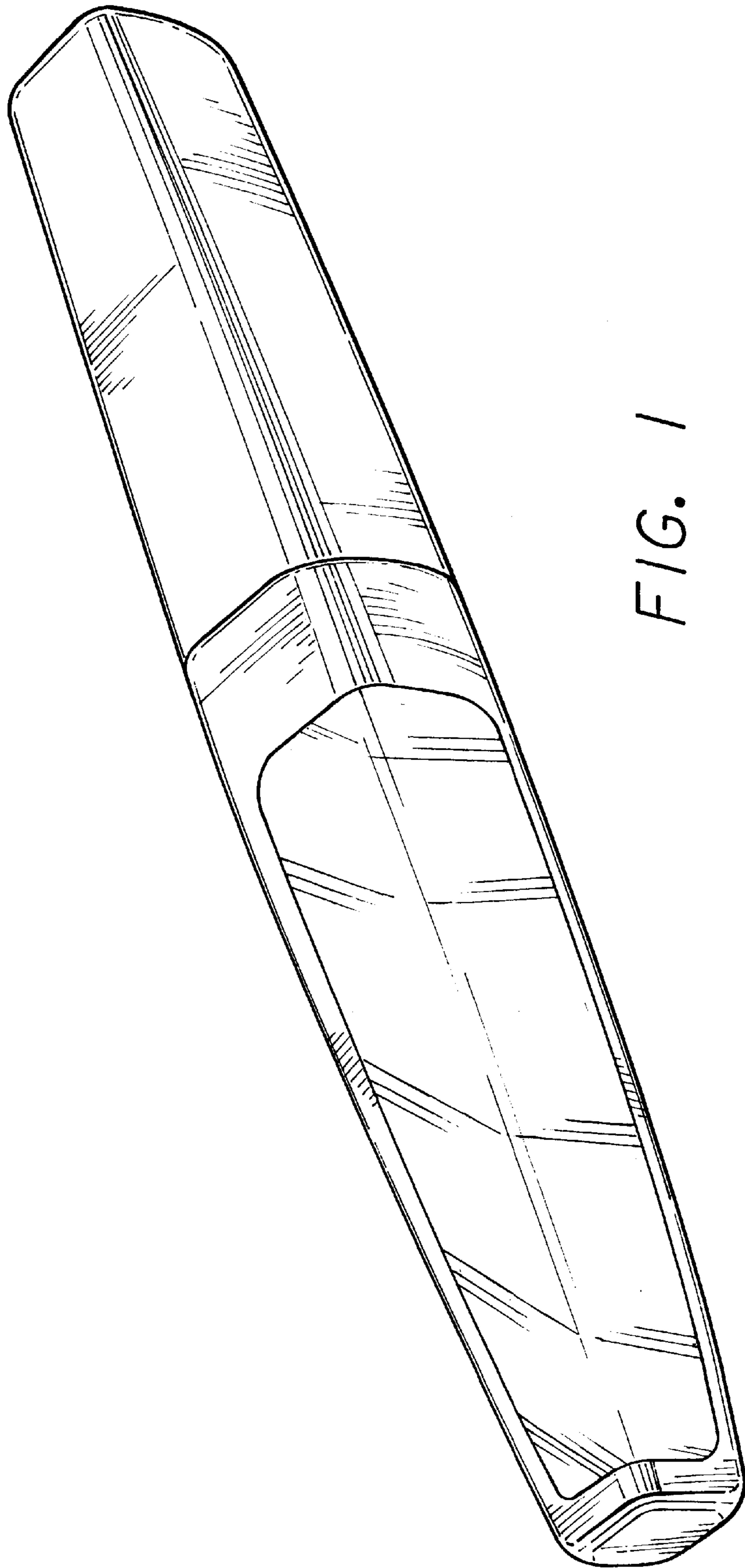


FIG. 1

FIG. 2

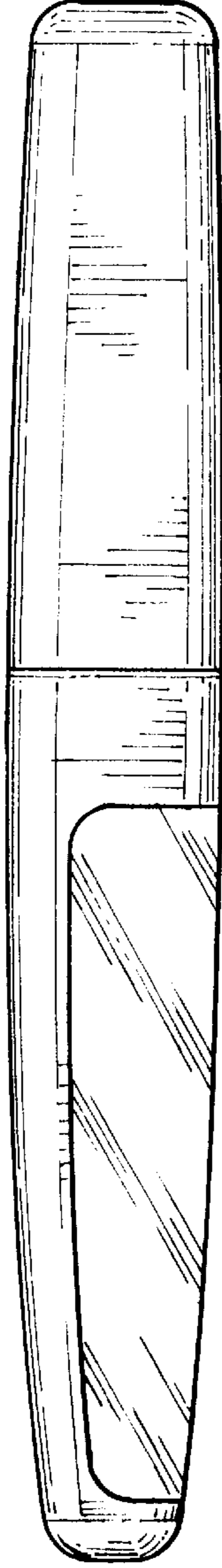


FIG. 3

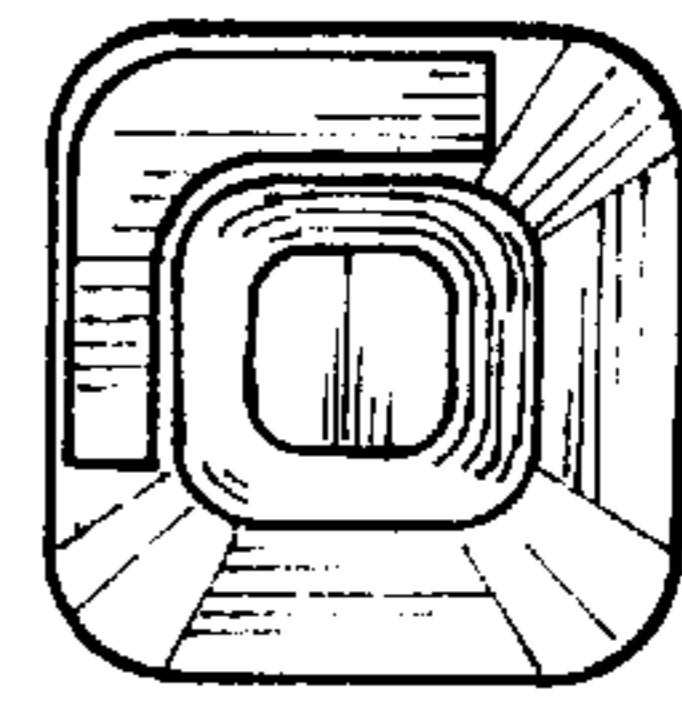
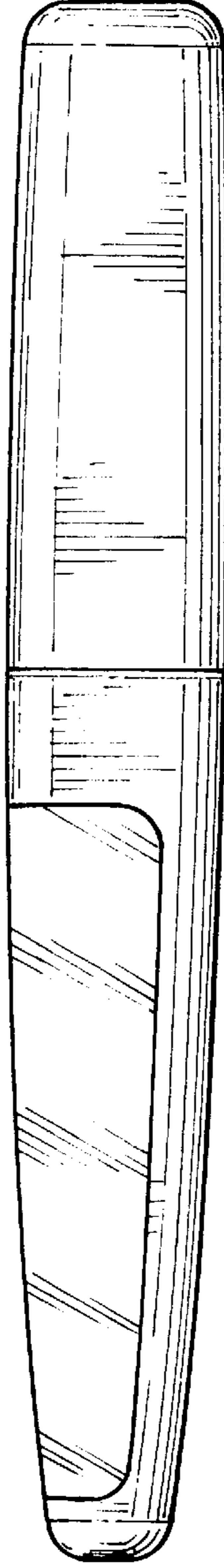


FIG. 4

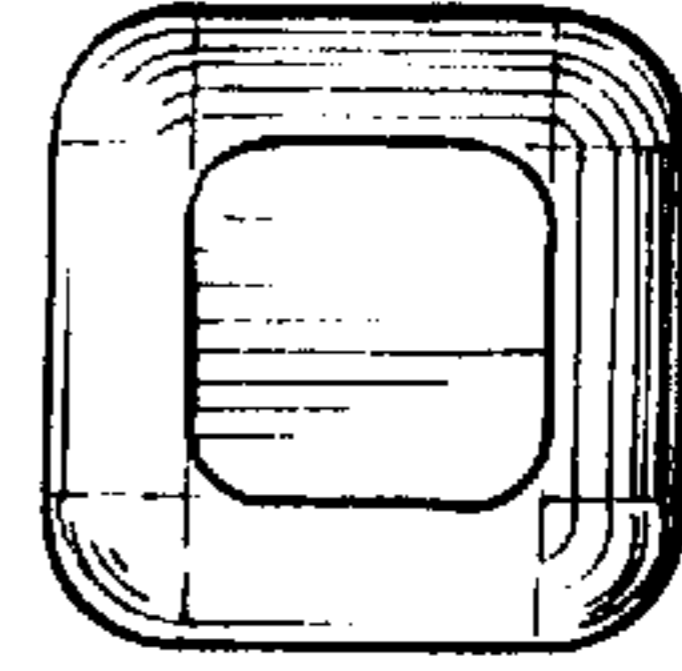


FIG. 5