



US00D438648S

(12) **United States Design Patent**
Coulson

(10) **Patent No.:** **US D438,648 S**

(45) **Date of Patent:** **** Mar. 6, 2001**

(54) **TRELLIS POST**

FOREIGN PATENT DOCUMENTS

(76) Inventor: **Don J. Coulson**, 11135 Condor Ave.,
F.V., CA (US) 92708

0 359 346 A1 3/1990 (EP) .

* cited by examiner

(**) Term: **14 Years**

Primary Examiner—Doris Clark

(74) *Attorney, Agent, or Firm*—James G. O'Neill

(21) Appl. No.: **29/127,898**

(22) Filed: **Aug. 14, 2000**

(57) **CLAIM**

(51) **LOC (7) Cl.** **25-01**

The ornamental design for a trellis post, as shown and described.

(52) **U.S. Cl.** **D25/132**

(58) **Field of Search** D25/126, 131,
D25/132; 40/606, 607, 608; 52/742, 732.3,
736.1, 726.3; 256/21, 22, 34, DIG. 5, 65,
58, 47, 53

DESCRIPTION

(56) **References Cited**

U.S. PATENT DOCUMENTS

200,153	2/1878	Sickles .	
D. 413,682	9/1999	Bouchard .	
D. 420,153	2/2000	Bouchard .	
536,956	4/1895	Greene .	
794,845	7/1905	Blaine .	
839,723	7/1906	Bury .	
1,023,880	4/1912	Rubeck .	
1,028,630	6/1912	Stryker .	
1,050,589	1/1913	Young .	
1,117,214	11/1914	McFarland et al. .	
1,179,862	4/1916	Parrish .	
1,495,379	5/1924	Bumbaugh .	
2,024,546 *	12/1935	Starkey	47/47
3,776,522	12/1973	Bartlett .	
4,223,872	9/1980	Boal .	
4,383,396 *	5/1983	Waugh	47/47

FIG. 1 is a front perspective view of a first embodiment of a trellis post embodying the present invention, having two rows of apertures;

FIG. 2 is a front elevational view of FIG. 1;

FIG. 3 is a rear elevational view of FIG. 1;

FIG. 4 is a right side view of FIG. 1; the left side being a mirror image thereof;

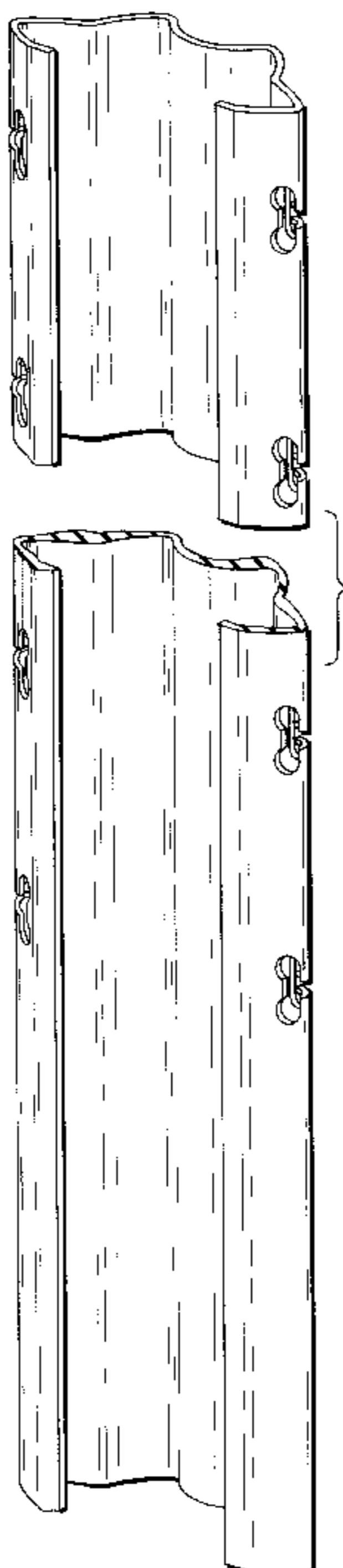
FIG. 5 is a front perspective view of a second embodiment of a trellis post embodying the present invention, having two rows of apertures that are differently spaced;

FIG. 6 is a first end view of FIGS. 1 and 5, the other end view being a mirror image thereof; and,

FIG. 7 is an enlarged partial view of one of the apertures of FIGS. 1 and 2.

Except for the differences shown in the spacing of the apertures in the two rows in the front perspective views, the second embodiment is the same in appearance as the first embodiment. The trellis post is broken to indicate indeterminate length.

1 Claim, 2 Drawing Sheets






Fig. 1




Fig. 2

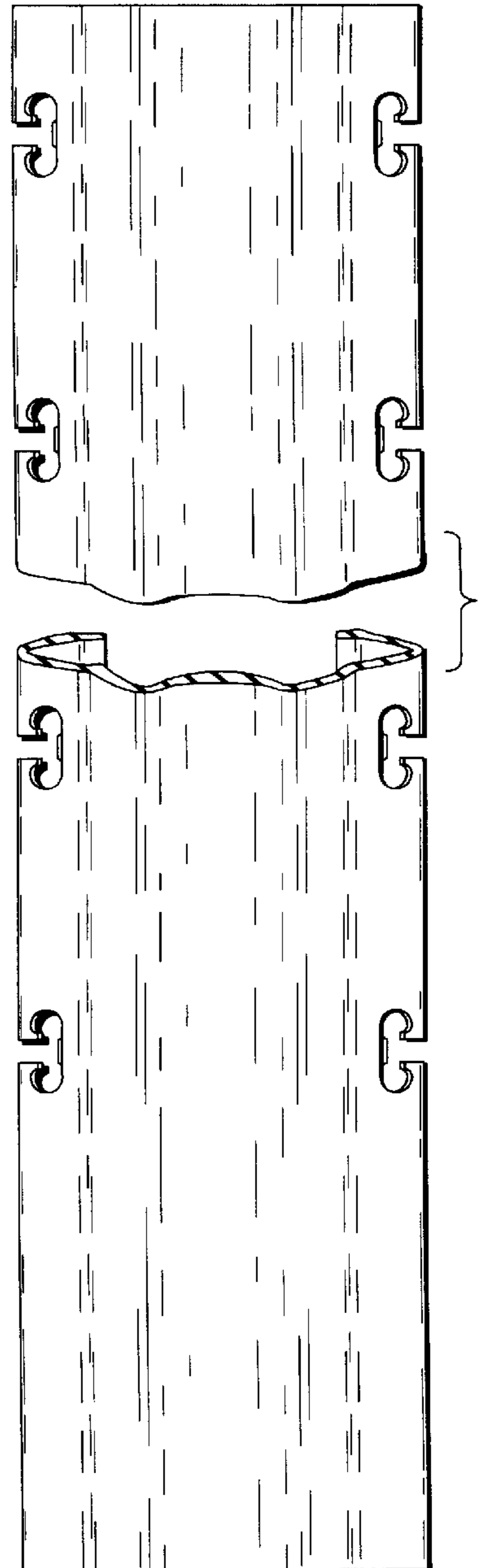


Fig. 3




Fig. 4




Fig. 5



Fig. 6

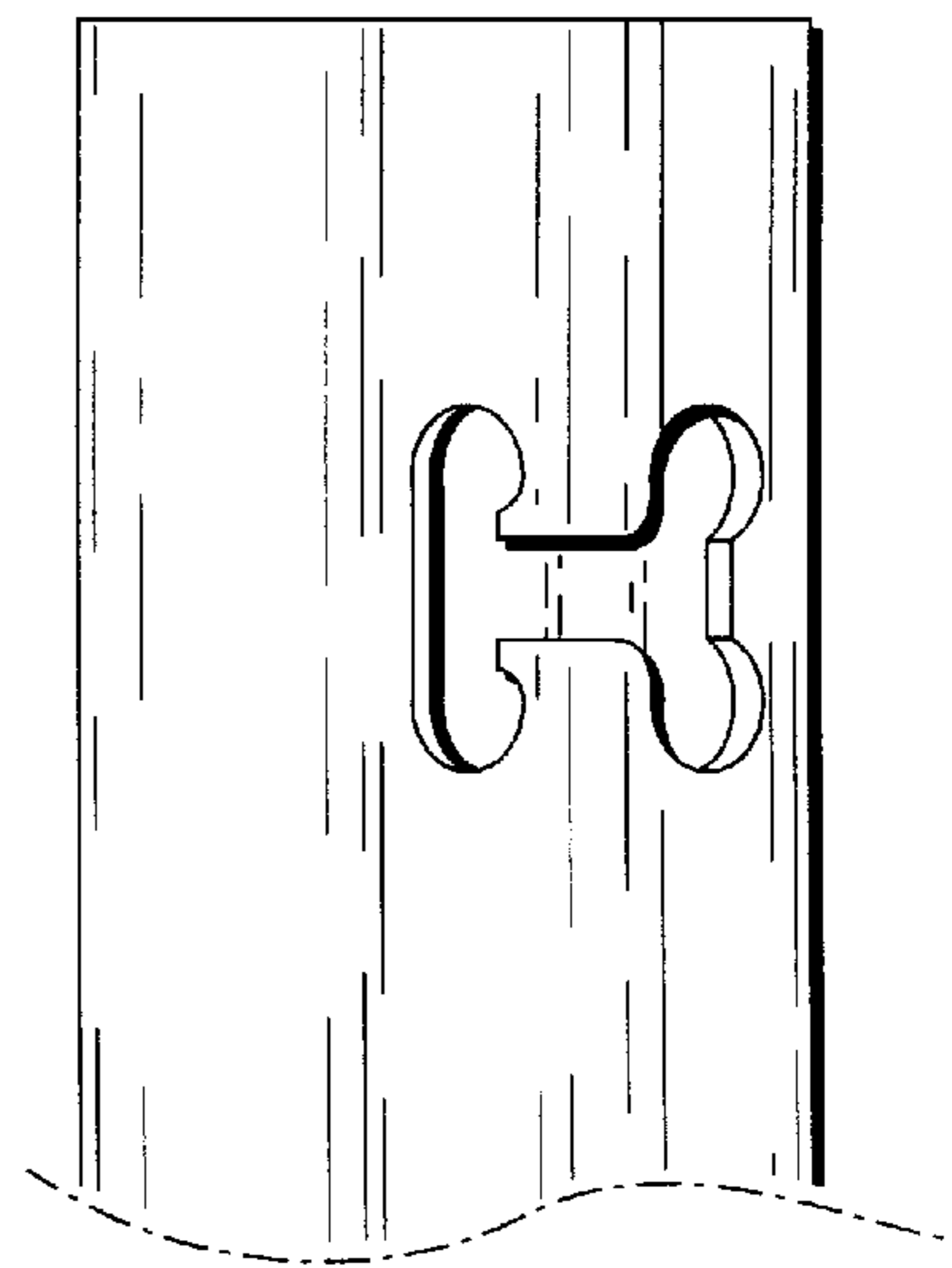


Fig. 7