



US00D438630S

(12) **United States Design Patent**
Honoré

(10) **Patent No.:** **US D438,630 S**

(45) **Date of Patent:** **** Mar. 6, 2001**

(54) **PIPETTE**

(75) Inventor: **Gilles Honoré**, Levallois-Perret (FR)

(73) Assignee: **Gilson, S.A.** (FR)

(**) Term: **14 Years**

(21) Appl. No.: **29/109,304**

(22) Filed: **Aug. 12, 1999**

(30) **Foreign Application Priority Data**

Feb. 16, 1999 (FR) 99 1083

(51) **LOC (7) Cl.** **24-02**

(52) **U.S. Cl.** **D24/222**

(58) **Field of Search** D24/222; 422/100,
422/919, 922, 923, 925; 73/864.13, 864.16,
864.11, 864.14, 864.17, 864.18, 863.32,
863.33, 864.01, 864.02, 864.3

(56) **References Cited**

U.S. PATENT DOCUMENTS

D. 426,643 * 6/2000 Rainin et al. D24/222

4,020,698 * 5/1977 D'Autry 73/864.18

5,018,394 * 5/1991 Gilson 73/864.18

5,650,124 * 7/1997 Gilson 73/864.13

6,045,757 * 4/2000 Moriarty et al. 422/100

* cited by examiner

Primary Examiner—Ian Simmons

(74) *Attorney, Agent, or Firm*—Mason, Kolehmainen,
Rathburn & Wyss

(57) **CLAIM**

I claim the ornamental design for a pipette, as shown.

DESCRIPTION

FIG. 1 is a rear view of a pipette showing our new design;
FIG. 2 is a left side view of the pipette of FIG. 1 as viewed
in FIG. 1;

FIG. 3 is a front view of the pipette of FIG. 1;

FIG. 4 is a right side view of the pipette of FIG. 1 as viewed
in FIG. 1;

FIG. 5 is a top view of the pipette of FIG. 1;

FIG. 6 is a bottom view of the pipette of FIG. 1; and,

FIG. 7 is a perspective view of the pipette of FIG. 1.

1 Claim, 2 Drawing Sheets

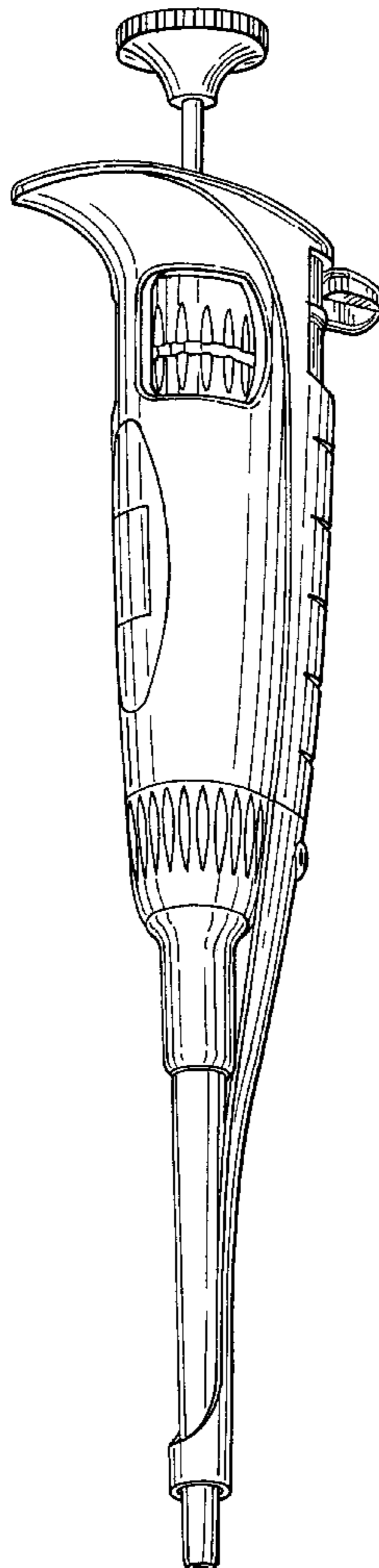


FIG.1

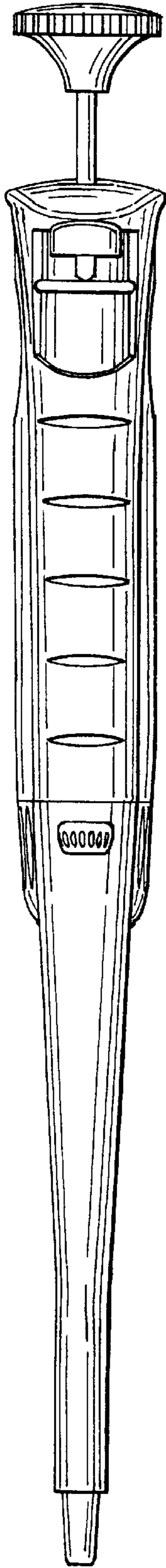


FIG.2

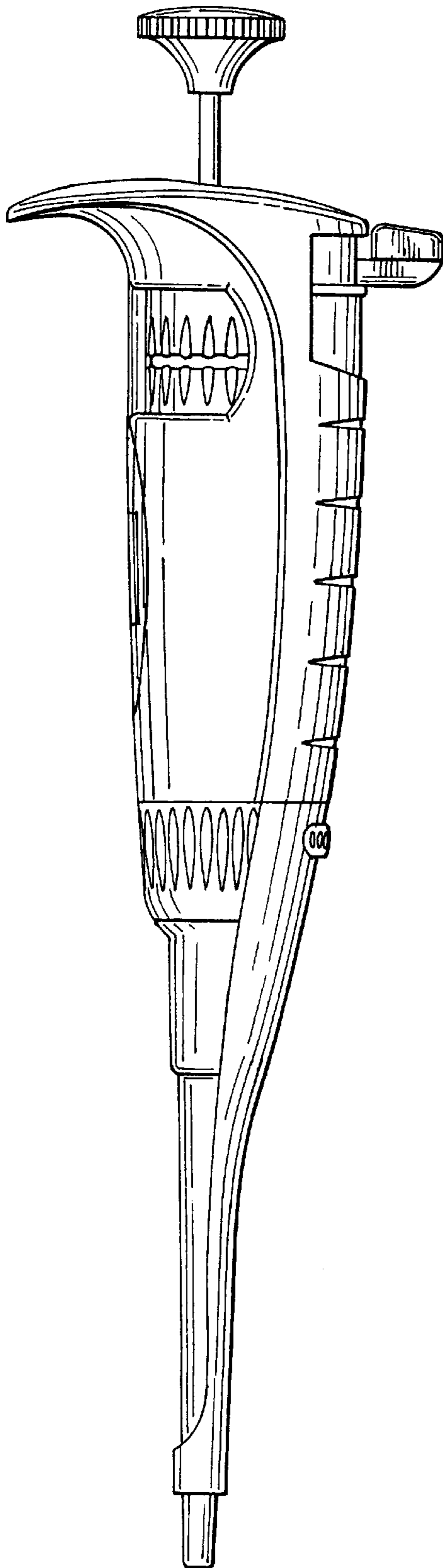


FIG.3

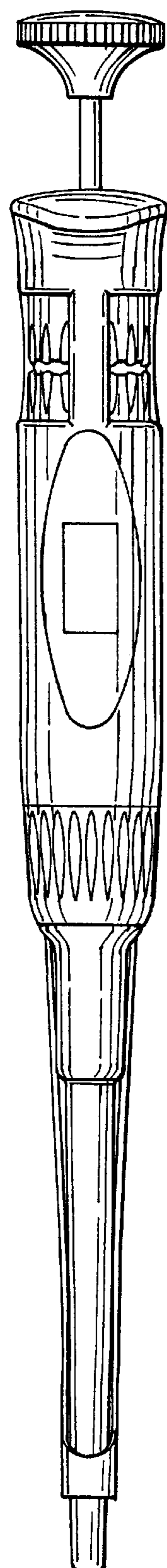


FIG.4

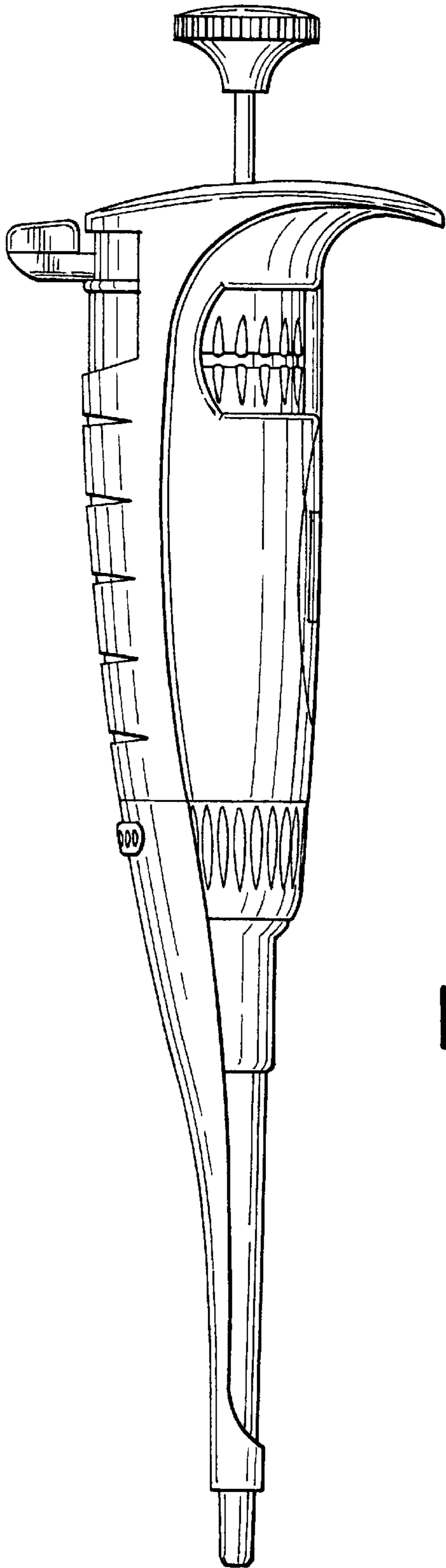


FIG.5

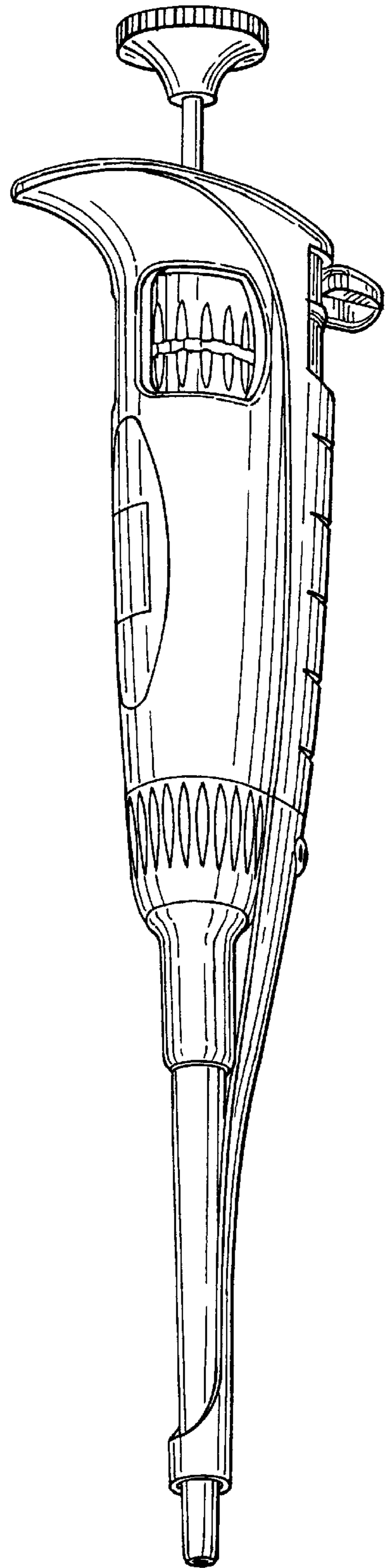


FIG.6

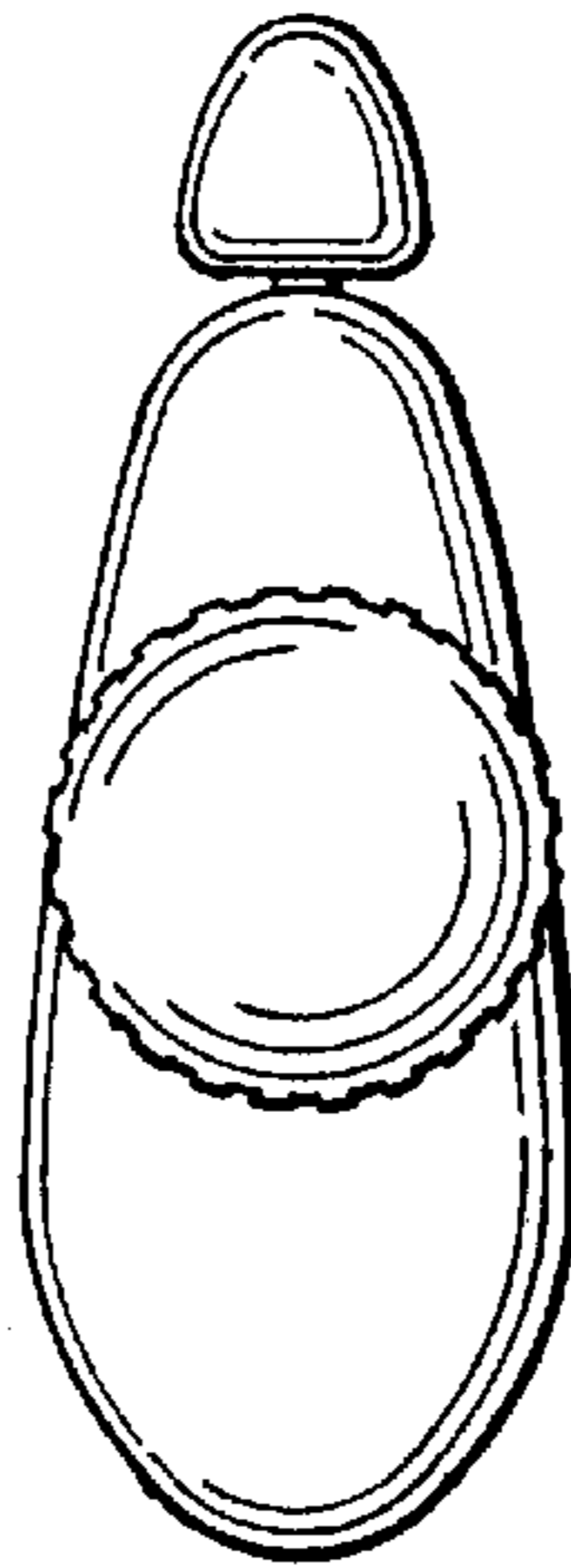


FIG.7

