



US00D438627S

(12) **United States Design Patent**
Jacuzzi et al.

(10) **Patent No.:** **US D438,627 S**

(45) **Date of Patent:** **** Mar. 6, 2001**

(54) **WHIRLPOOL BATHTUB**

OTHER PUBLICATIONS

(75) Inventors: **Roy A. Jacuzzi**, Orinda; **Phillip J. Weeks**, San Ramon; **Garo J. Paroonagian**, Martinez, all of CA (US)

Hydromassage Jacuzzi C'Est Tellement Mieux, sales brochure, 1988.

(73) Assignee: **Jacuzzi Inc.**, Walnut Creek, CA (US)

Americh Corp. sales brochure: *Introducing Our Whirlpool Bath Tub Collection*, 1984, p. 1.

(**) Term: **14 Years**

Albatros System sales brochure (undated).

Bath with waterfall, sales brochure page (undated).

(21) Appl. No.: **29/107,403**

* cited by examiner

(22) Filed: **Jul. 2, 1999**

Primary Examiner—Stella Reid

(51) **LOC (7) Cl.** **24-04**

(52) **U.S. Cl.** **D24/204**

(58) **Field of Search** D24/204, 201;
4/538, 541.1, 541.2, 541.3, 541.4, 541.5,
541.6

(74) *Attorney, Agent, or Firm*—Limbach & Limbach LLP

(57) **CLAIM**

The ornamental design for a whirlpool bathtub, as shown.

(56) **References Cited**

DESCRIPTION

U.S. PATENT DOCUMENTS

D. 237,183	10/1975	Bonsack	D23/55
D. 247,444	3/1978	Bonsack	D23/49
D. 254,571	* 3/1980	Reineman	D24/204
D. 254,988	* 5/1980	Jones et al.	D24/204
D. 255,598	6/1980	Chapman	D23/49
D. 265,345	7/1982	Doman	D24/38
D. 267,272	12/1982	Doman	D24/1
D. 269,814	* 7/1983	Fishel et al.	D24/204
D. 271,137	10/1983	Kohler, Jr.	D24/38
D. 274,641	7/1984	Griffiths	D23/55
D. 294,521	* 3/1988	Willich et al.	D24/204
D. 305,063	12/1989	Jacuzzi et al.	D24/38
D. 333,699	3/1993	Jacuzzi et al.	D23/281
D. 395,075	* 6/1998	Kolada	D23/277
1,940,514	12/1933	Steinkamp	4/173

FIG. 1 is a perspective view of a whirlpool bathtub showing our new design;

FIG. 2 is a top plan view thereof;

FIG. 3 is a elevational view thereof, taken on line 3—3 of FIG. 2;

FIG. 4 is an elevational view thereof, taken on line 4—4 of FIG. 2;

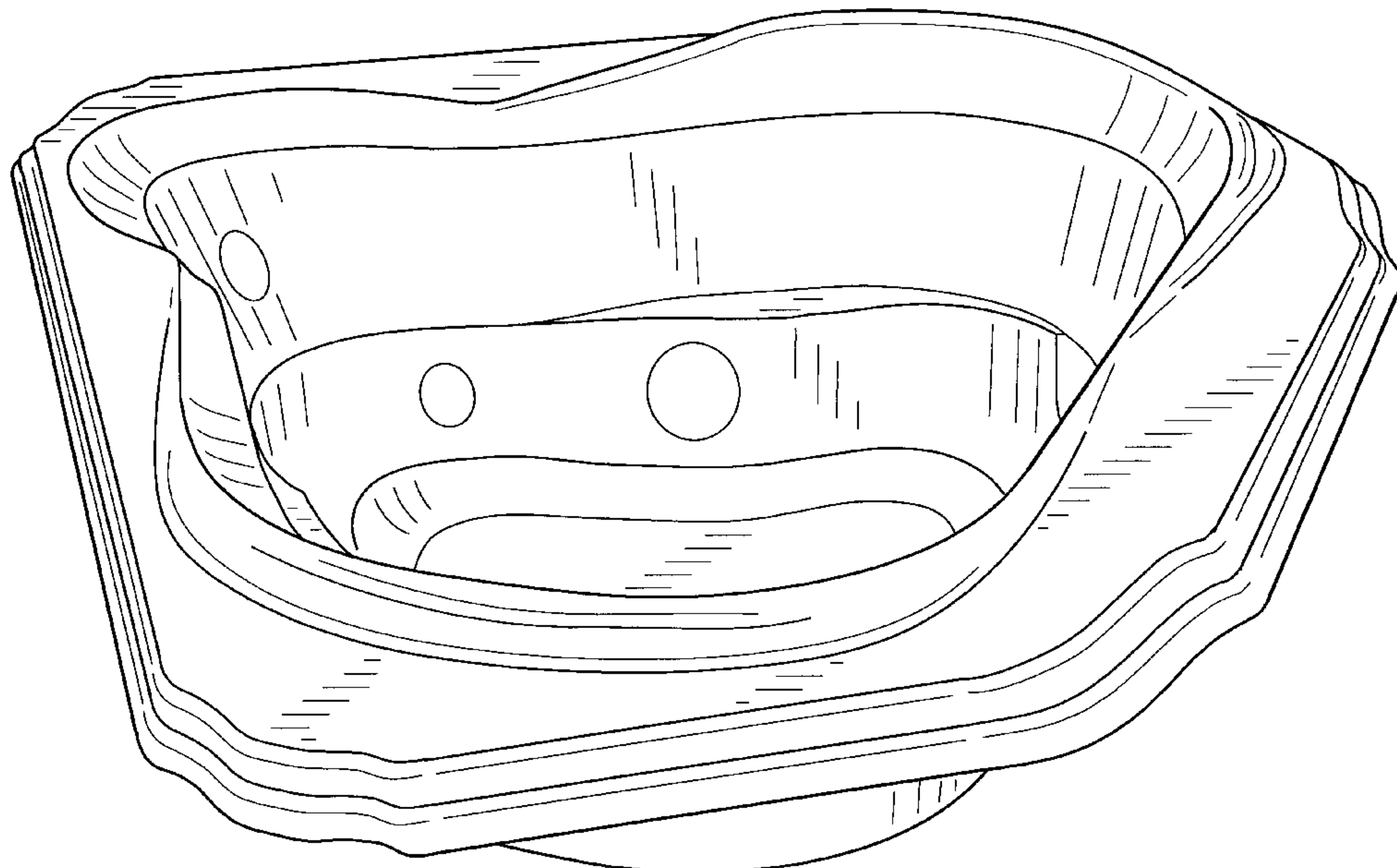
FIG. 5 is an elevational view thereof, taken on line 5—5 of FIG. 2;

FIG. 6 is a cross-sectional view thereof, taken on line 6—6 of FIG. 2;

FIG. 7 is a cross-sectional view thereof, taken on line 7—7 of FIG. 2; and,

FIG. 8 is a cross-sectional view thereof, taken on line 8—8 of FIG. 2.

1 Claim, 8 Drawing Sheets



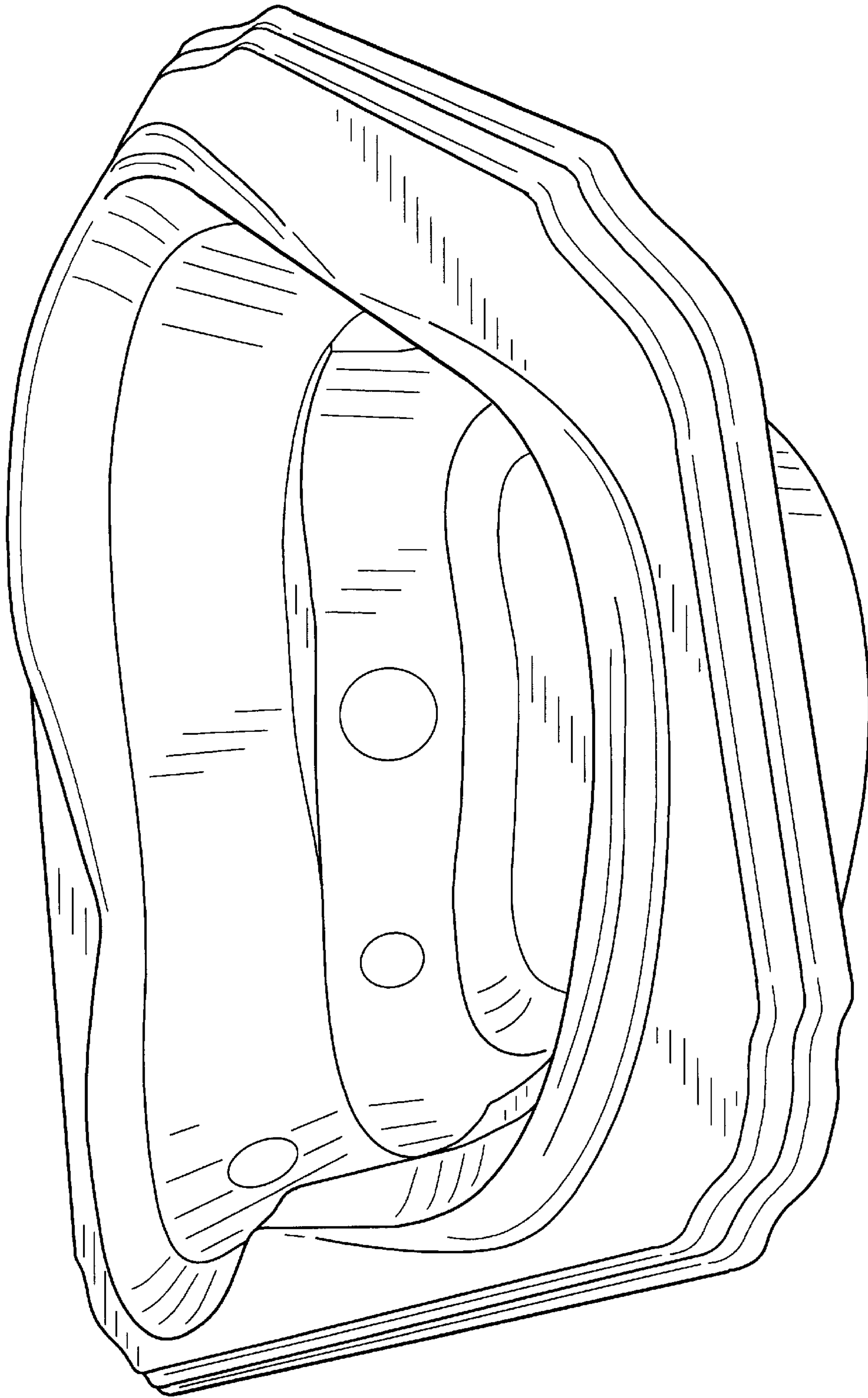


FIG. 1

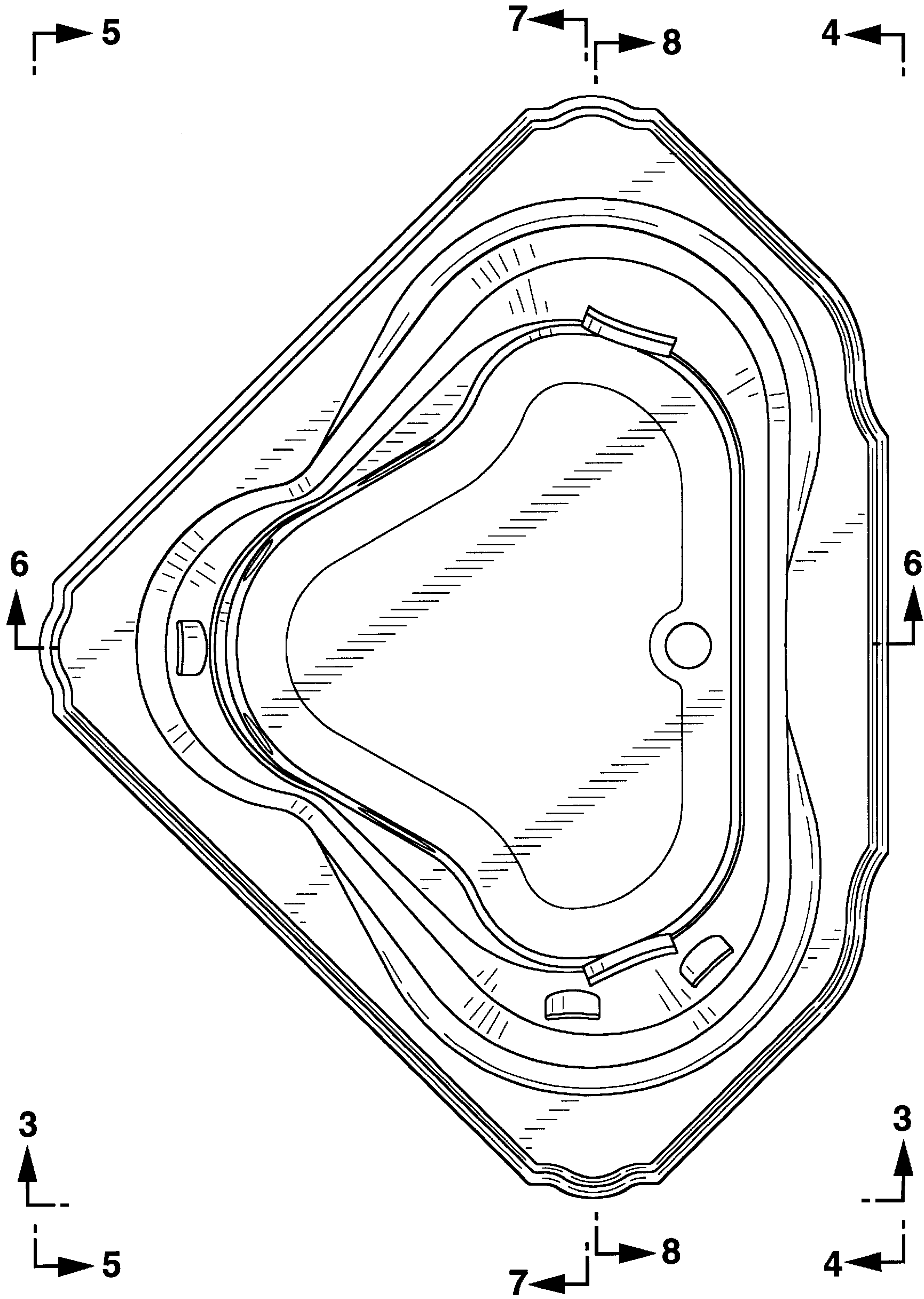


FIG. 2

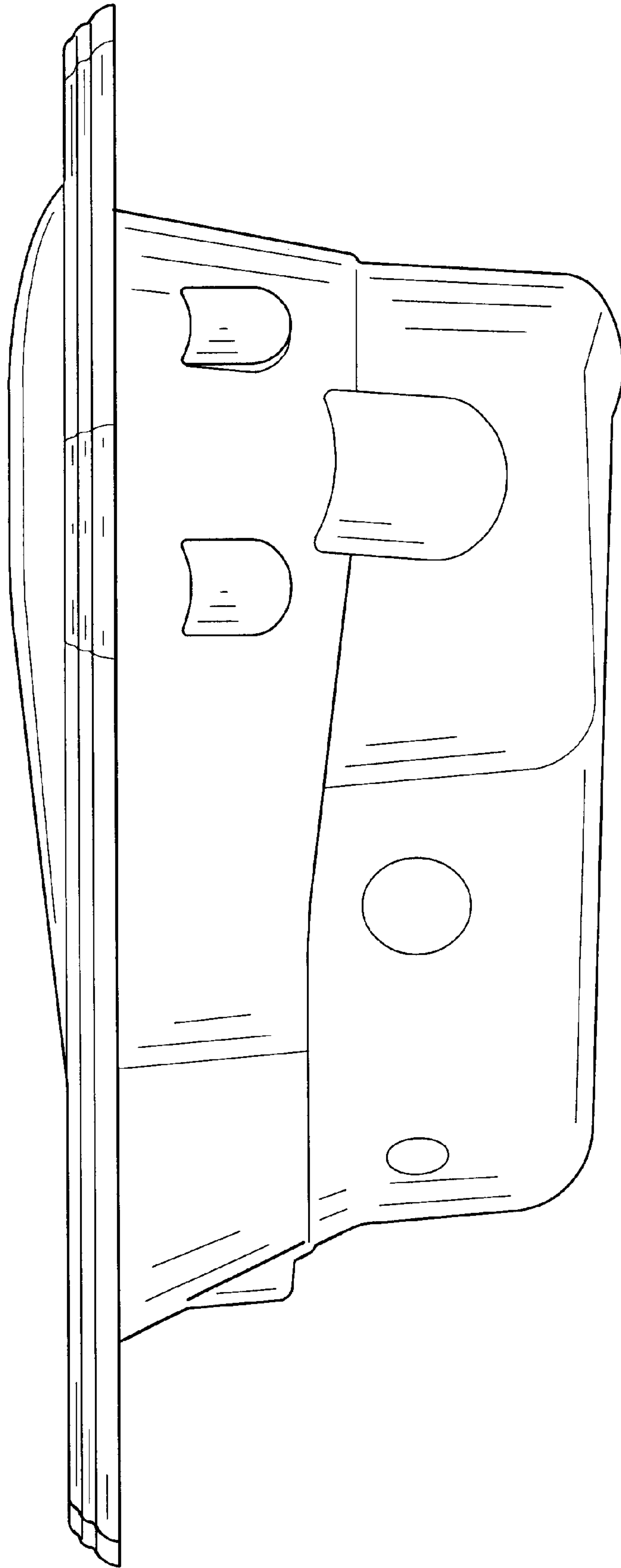


FIG. 3

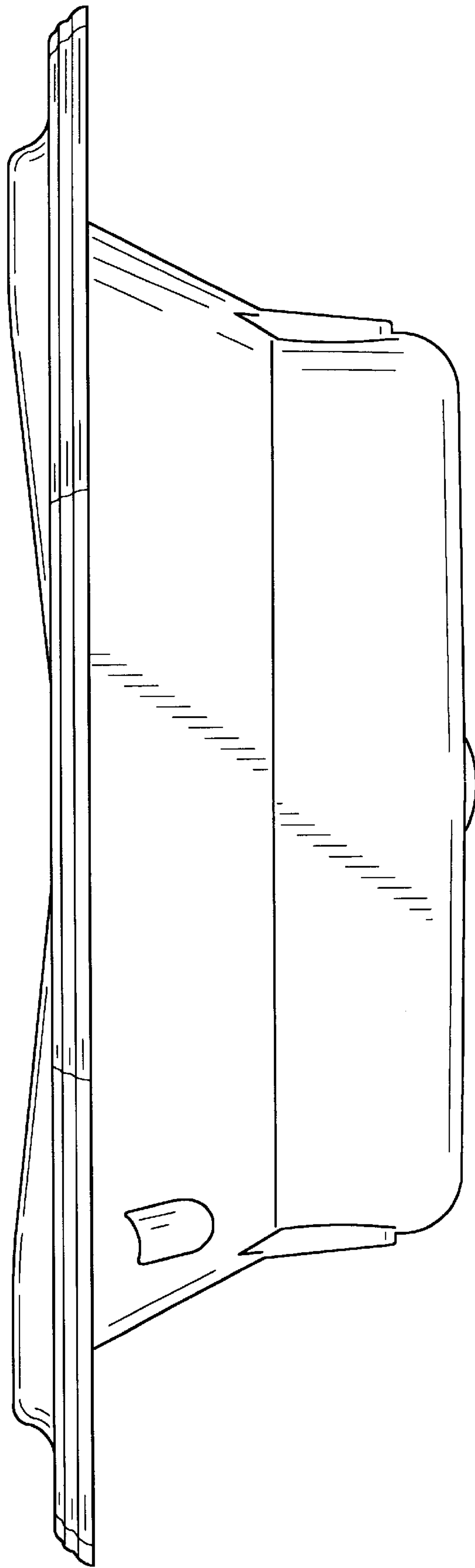


FIG. 4

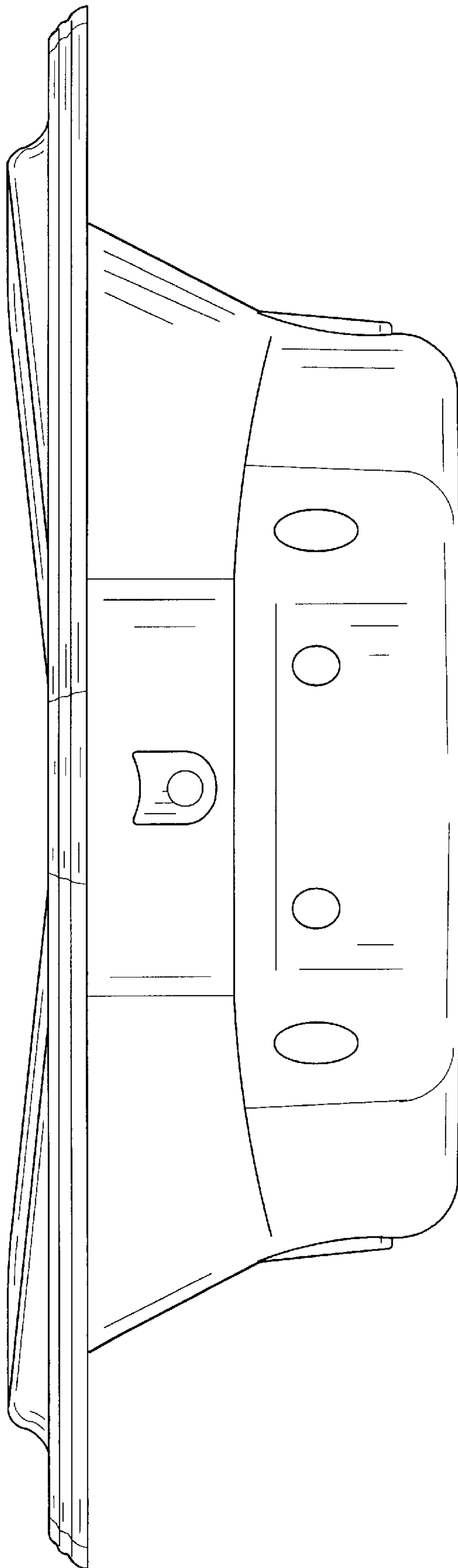


FIG. 5

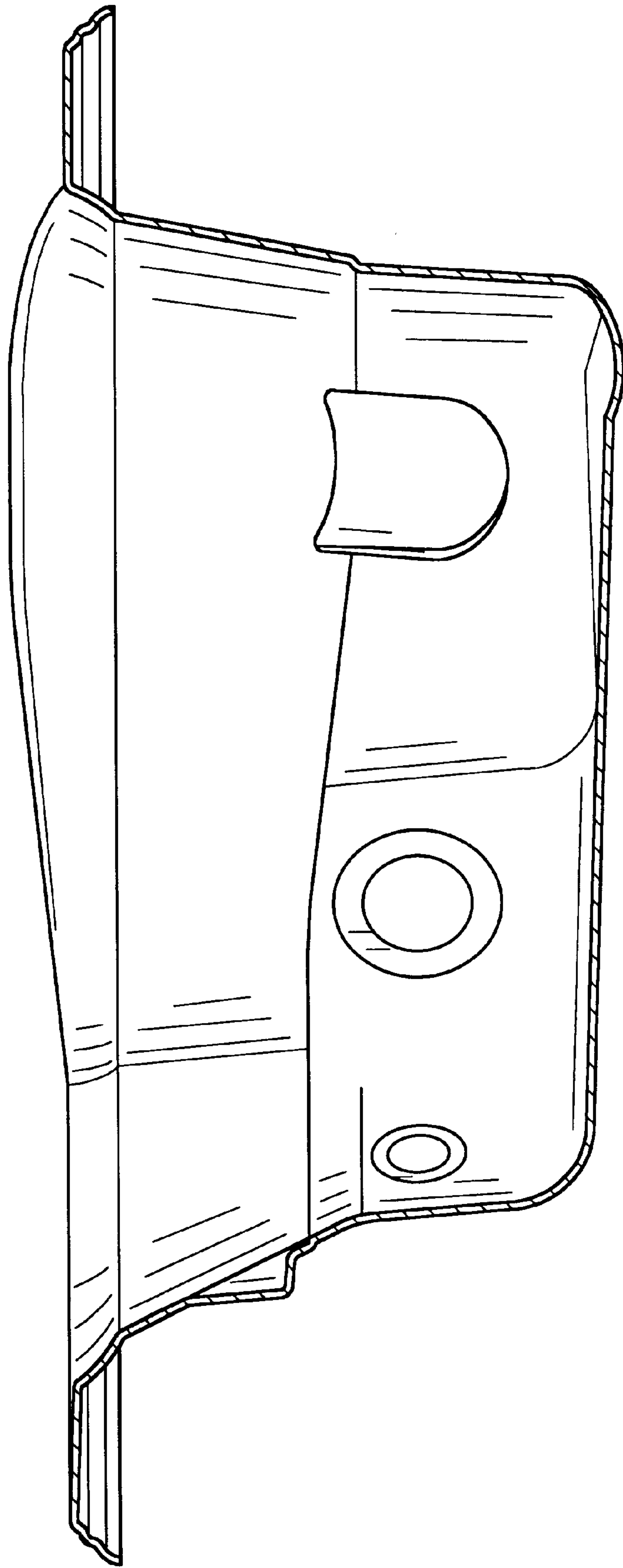


FIG. 6




FIG. 7

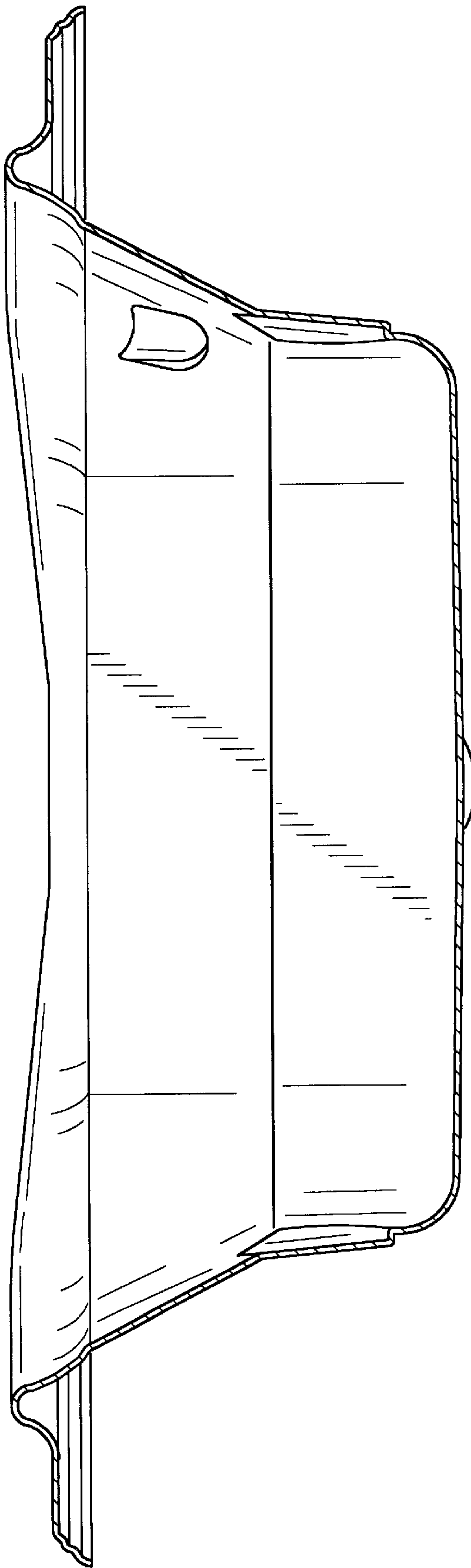


FIG. 8