



US00D438616S

(12) **United States Design Patent**  
**Williams**

(10) **Patent No.:** **US D438,616 S**

(45) **Date of Patent:** **\*\* Mar. 6, 2001**

(54) **URINE BAG COVER**

5,653,701 \* 8/1997 Millman ..... 604/345  
5,697,962 \* 12/1997 Brink et al. .... 607/112

(76) Inventor: **Shirley A Williams**, P.O. Box #24,  
Yacolt, WA (US) 98675

\* cited by examiner

(\*\*) Term: **14 Years**

*Primary Examiner*—Alan P. Douglas  
*Assistant Examiner*—Reid Hecker

(21) Appl. No.: **29/122,596**

(57) **CLAIM**

(22) Filed: **Apr. 28, 2000**

The ornamental design for a urine bag cover, as shown and described.

(51) **LOC (7) Cl.** ..... **24-02**

(52) **U.S. Cl.** ..... **D24/128**

(58) **Field of Search** ..... D24/118, 122,  
D24/127, 128, 199, 200, 206; D3/203,  
215, 223, 224, 226; D7/607; 128/DIG. 24,  
DIG. 26; 224/219, 222, 267, 901; 604/327,  
332, 343, 345, 337; 607/112

**DESCRIPTION**

(56) **References Cited**

**U.S. PATENT DOCUMENTS**

- D. 288,743 \* 3/1987 Taylor ..... D3/226
- D. 340,806 \* 11/1993 Gonzalez ..... D3/226
- D. 382,055 \* 8/1997 Cassidy et al. .... D24/128
- 4,511,358 \* 4/1985 Johnson, Jr. et al. .... 604/327
- 5,020,711 \* 6/1991 Kelley ..... 224/222
- 5,026,362 \* 6/1991 Willett ..... 604/345
- 5,234,420 \* 8/1993 Horton et al. .... 604/345

FIG. 1 is a front elevational view of the urine bag cover of the present invention;  
 FIG. 2 is a rear elevational view of the urine bag cover of FIG. 1;  
 FIG. 3 is a left side elevational view of the urine bag cover of FIG. 1;  
 FIG. 4 is a right side elevational view of the urine bag cover of FIG. 1;  
 FIG. 5 is a top plan view of the urine bag cover of FIG. 1;  
 and,  
 FIG. 6 is a bottom plan view of the urine bag cover of FIG. 1.

**1 Claim, 4 Drawing Sheets**

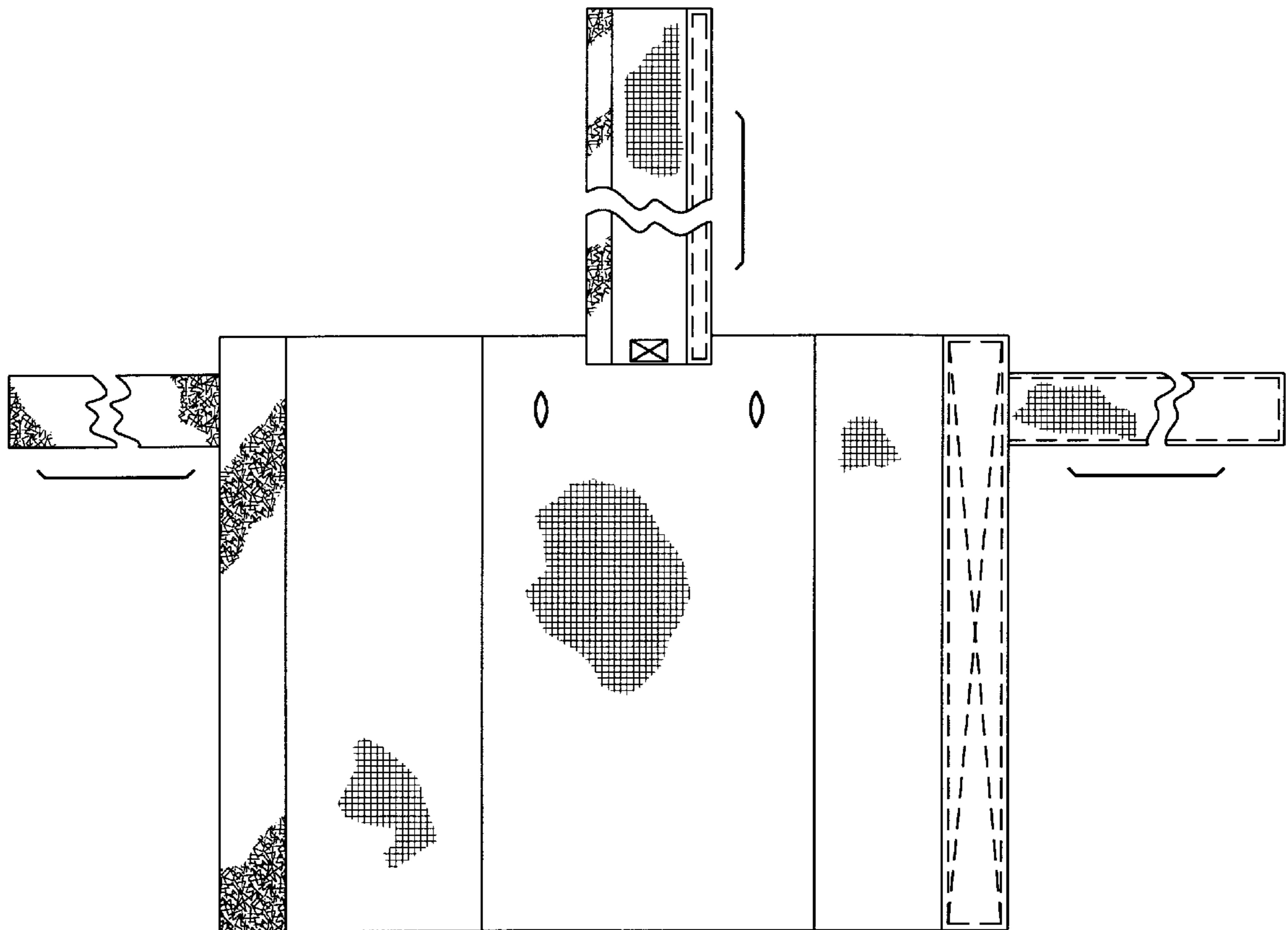
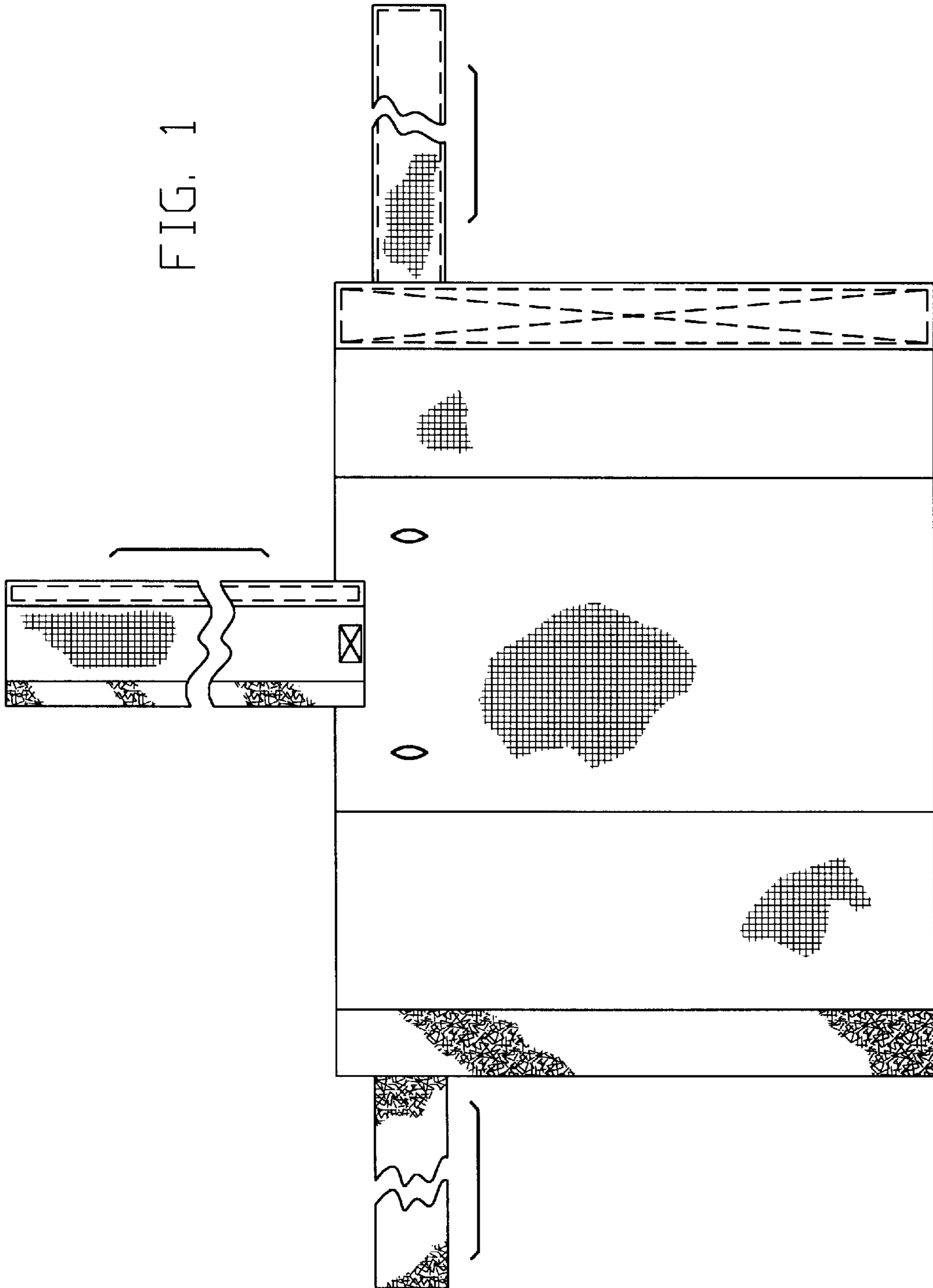


FIG. 1



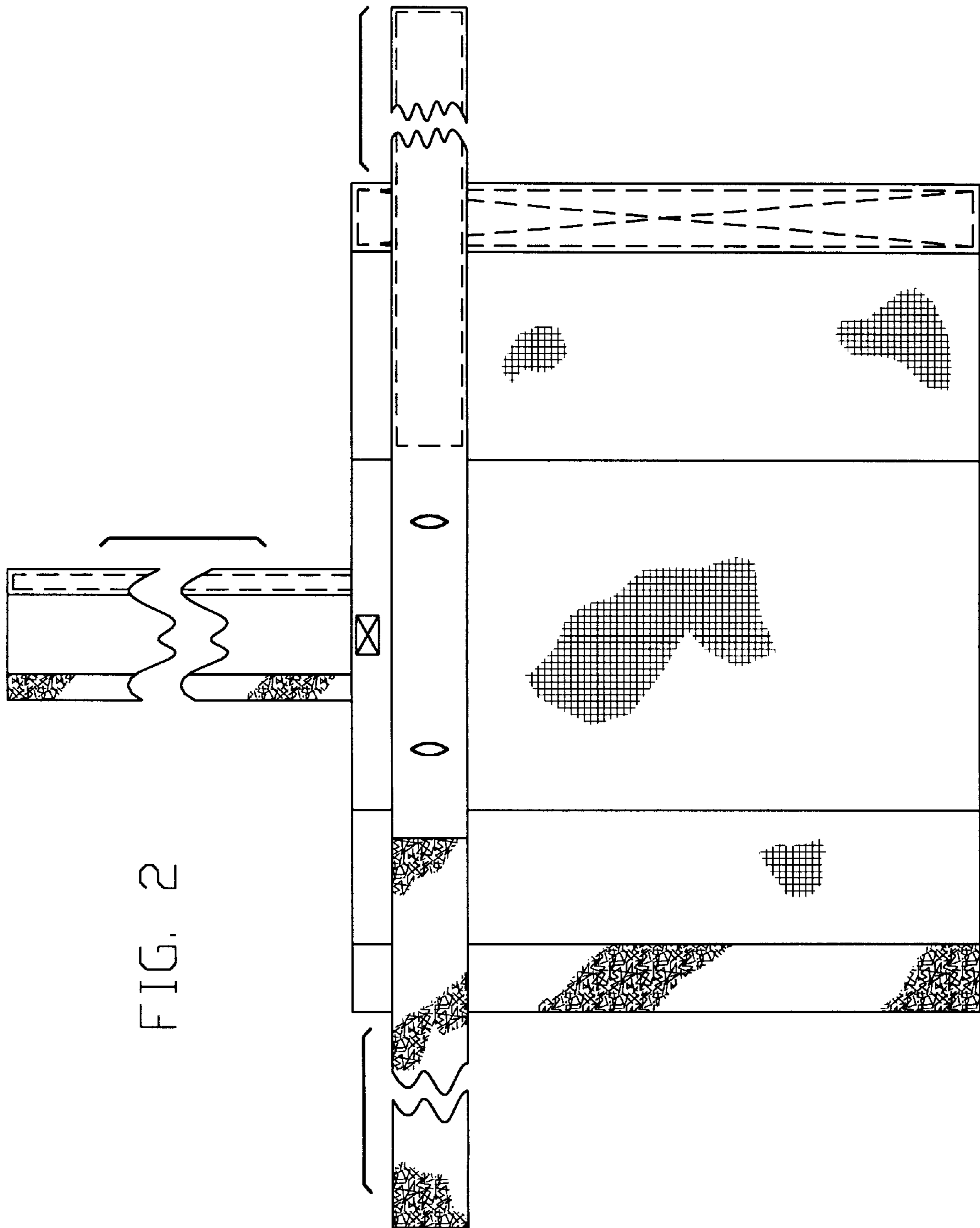


FIG. 2

FIG. 3

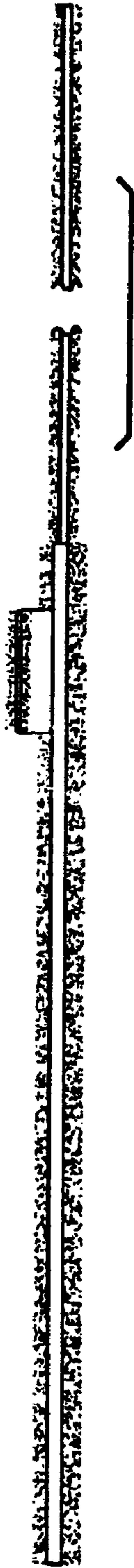


FIG. 4




FIG. 5




FIG. 6

