



US00D438613S

(12) **United States Design Patent**
Hardy et al.

(10) **Patent No.:** **US D438,613 S**

(45) **Date of Patent:** **** Mar. 6, 2001**

(54) **SURFACE PATTERN OF A SEAM FOR A DISPOSABLE ARTICLE**

(75) Inventors: **Charles M. Hardy; Clarence E. Campbell**, both of Cincinnati, OH (US)

(73) Assignee: **The Procter & Gamble Company**, Cincinnati, OH (US)

(**) Term: **14 Years**

(21) Appl. No.: **29/092,492**

(22) Filed: **Aug. 20, 1998**

(51) **LOC (7) Cl.** **24-04**

(52) **U.S. Cl.** **D24/126**

(58) **Field of Search** D2/728, 756, 764, D2/766, 772, 788, 977; D3/322; D5/63-65, 7-8, 14, 20; D6/209, 583-585, 588, 591; D11/96, 134; D12/137; D20/11; D23/277-283; D24/124, 126-127; D25/138; 4/580-584, 538; 154/47; 441/74; 428/79, 134, 143, 582, 914; 482/30; D9/434

(56) **References Cited**

U.S. PATENT DOCUMENTS

D. 46,772	*	12/1914	Kessler	D12/137
D. 251,832	*	5/1979	Maples	D11/96
D. 316,119	*	4/1991	McDermott et al.	D20/11
D. 375,013	*	10/1996	Wong	D6/583
D. 389,321	*	1/1998	Toerner	5/64
D. 412,508	*	8/1999	Witsken	D24/126
D. 422,698	*	4/2000	Witsken	D24/126
2,372,761	*	4/1945	Boyd	156/61

OTHER PUBLICATIONS

“Handbook of Pictorial Symbols”, by Rudolf Modley, Dover Publications Inc., NY, Copywrite bottom center of page, “Podiatry” Symbols 1976.*

* cited by examiner

Primary Examiner—Ted Shooman

Assistant Examiner—Carol Rademaker

(74) *Attorney, Agent, or Firm*—David M. Weirich; Steven W. Miller; Jacobus C. Rasser

(57) **CLAIM**

The ornamental design for a surface pattern of a seam for a disposable article, as shown and described.

DESCRIPTION

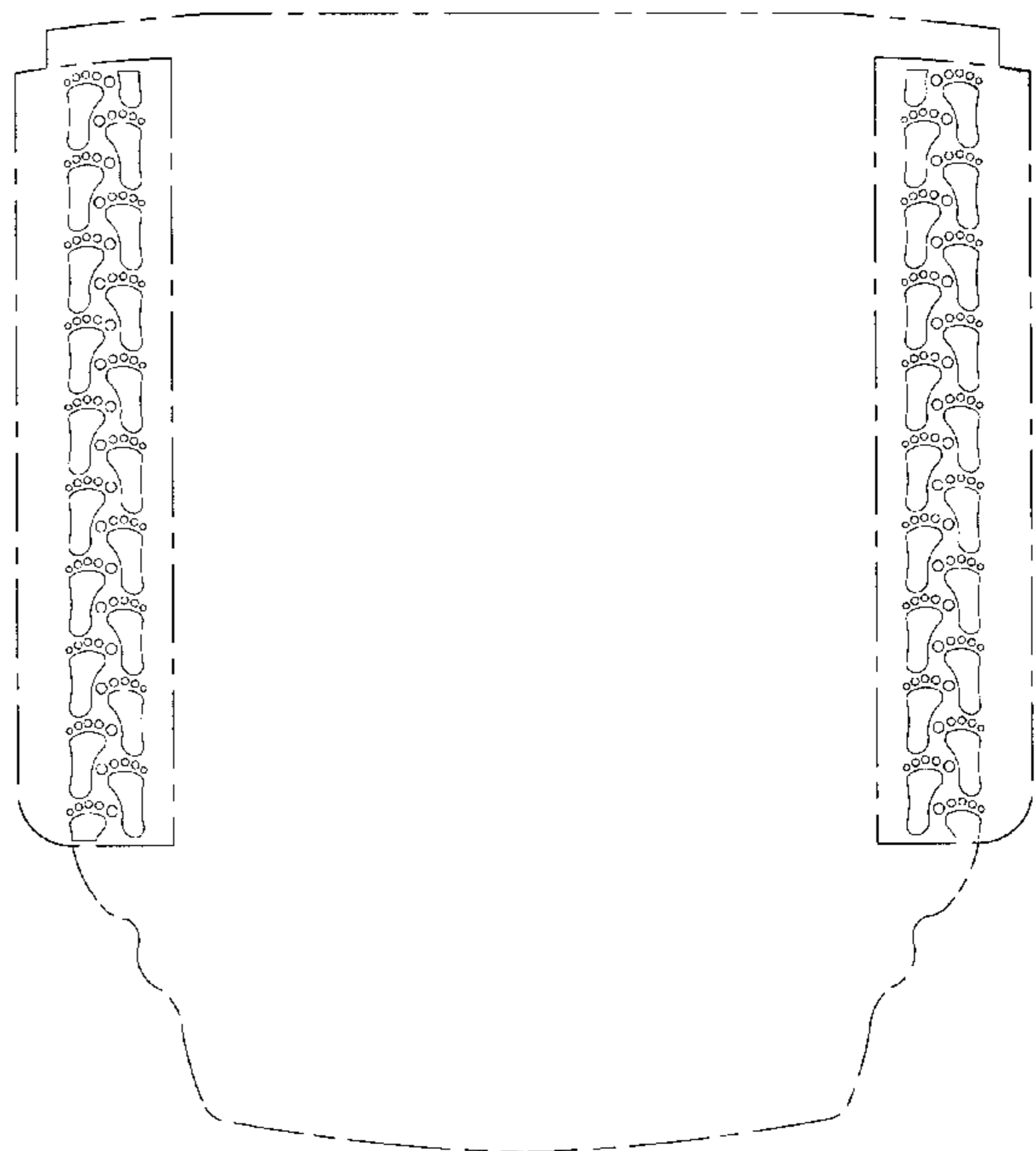
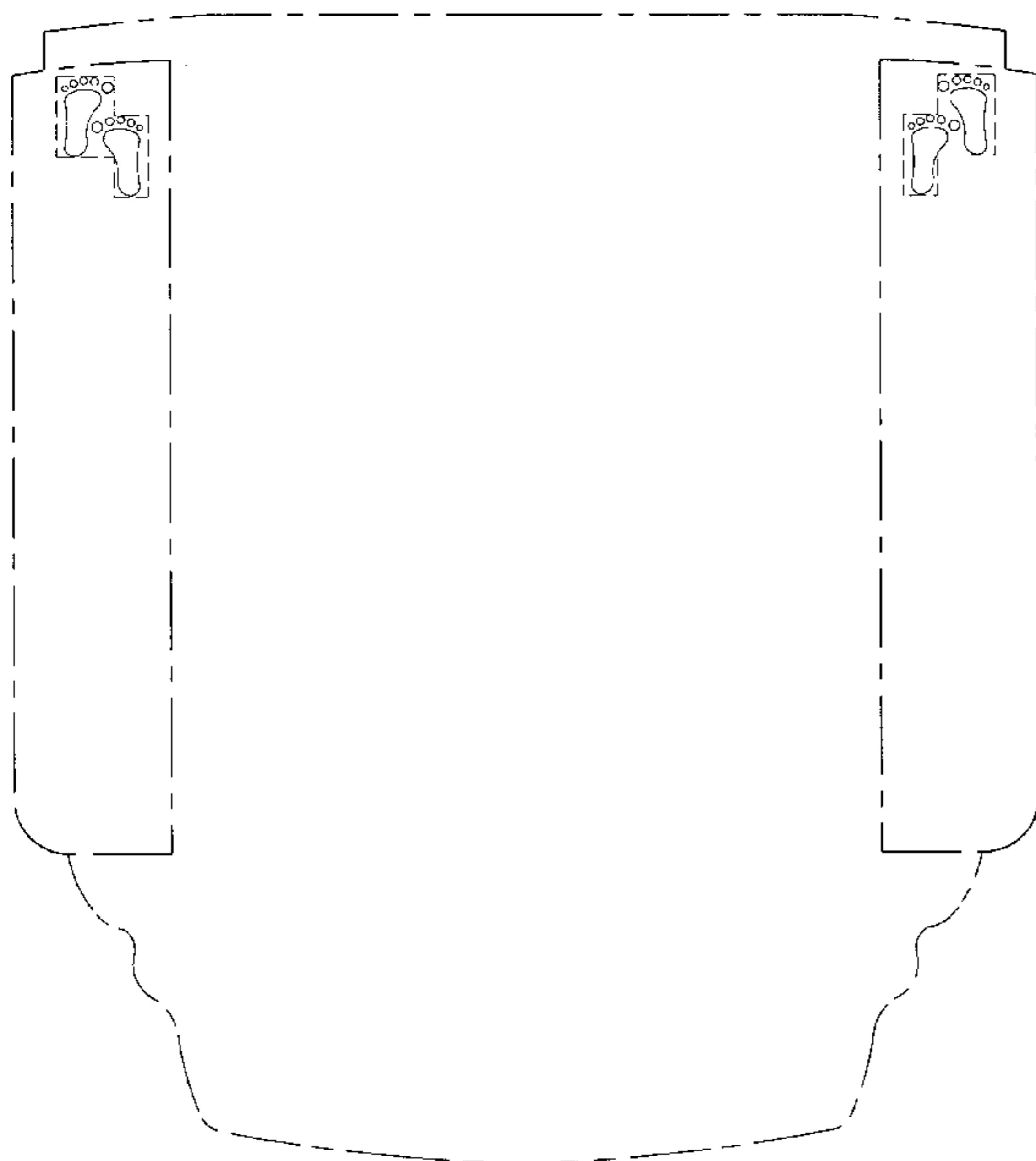
FIG. 1 is a plan view of a surface pattern of a seam for a disposable article, embodying our new design, it being understood that the broken lines around the design define one unit of the claimed design which can repeat in one or more directions;

FIG. 2 is a plan view of a second embodiment of the claimed design, it being understood that the broken lines around the design define one unit of the claimed design which can repeat in one or more directions; and,

FIG. 3 is a plan view of a third embodiment of the claimed design.

The dot/dash line showing of a disposable article in FIGS. 1-3 is for illustrative purposes only and forms no part of the claimed design.

1 Claim, 3 Drawing Sheets



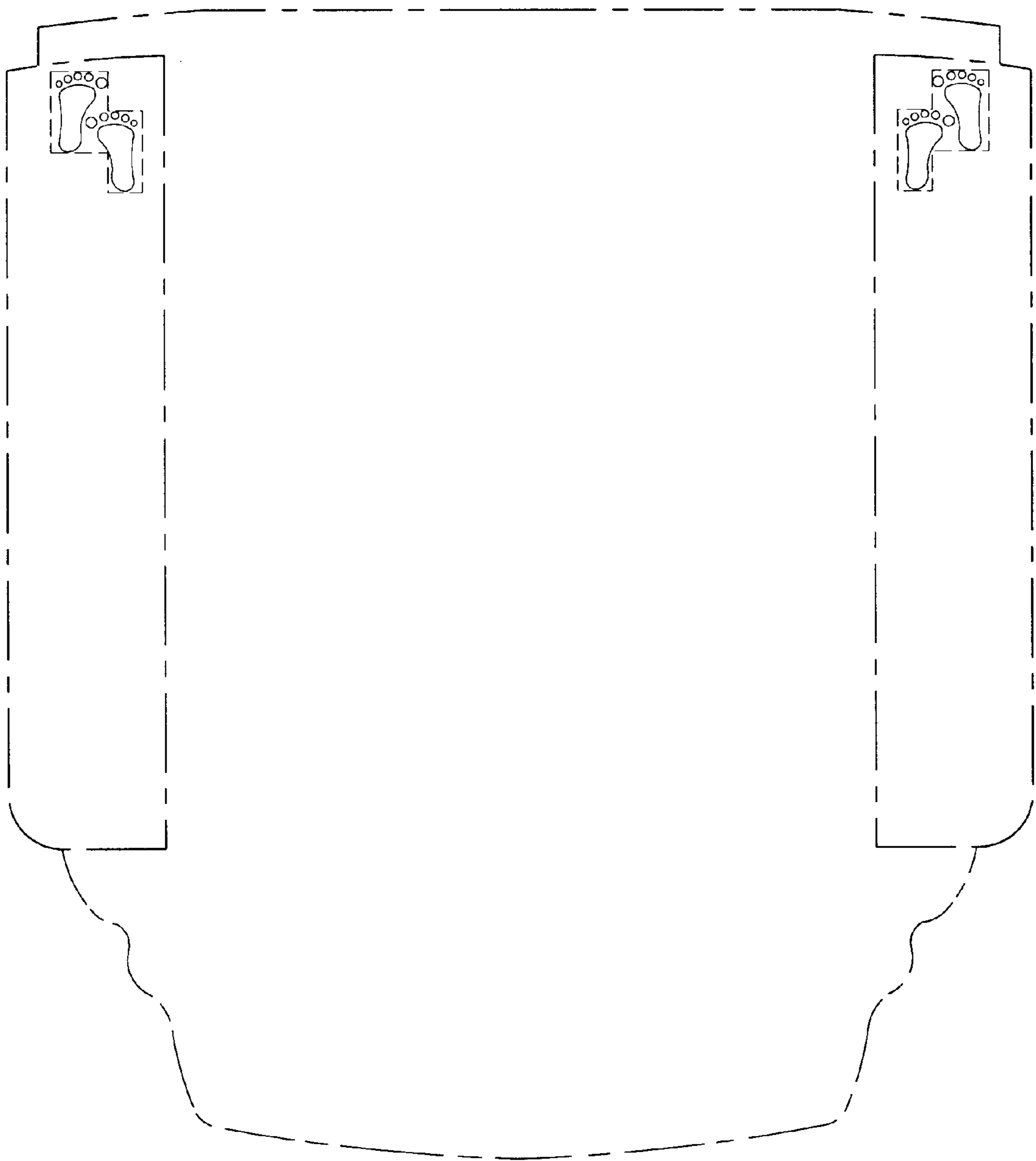


Fig. 1

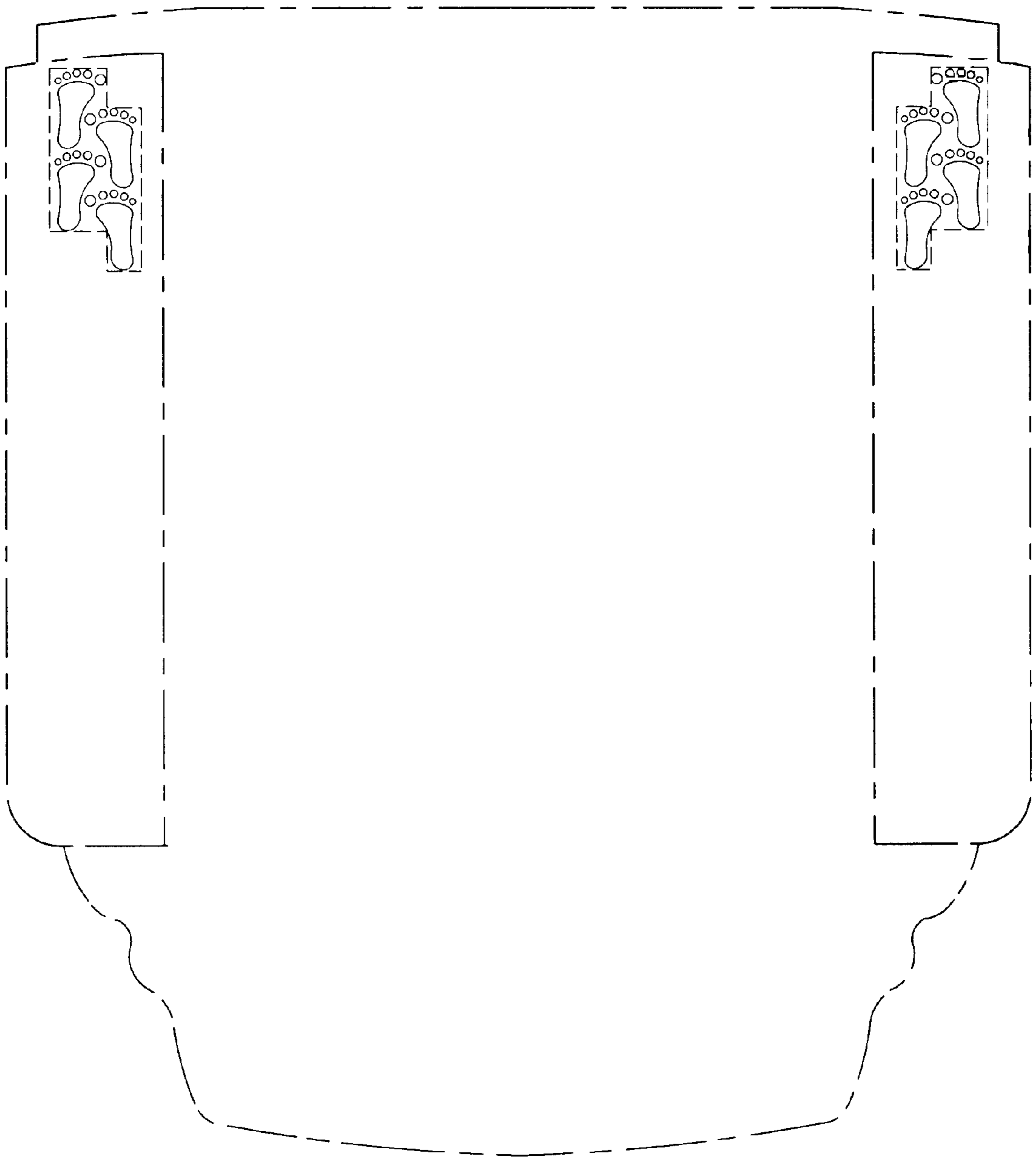


Fig. 2

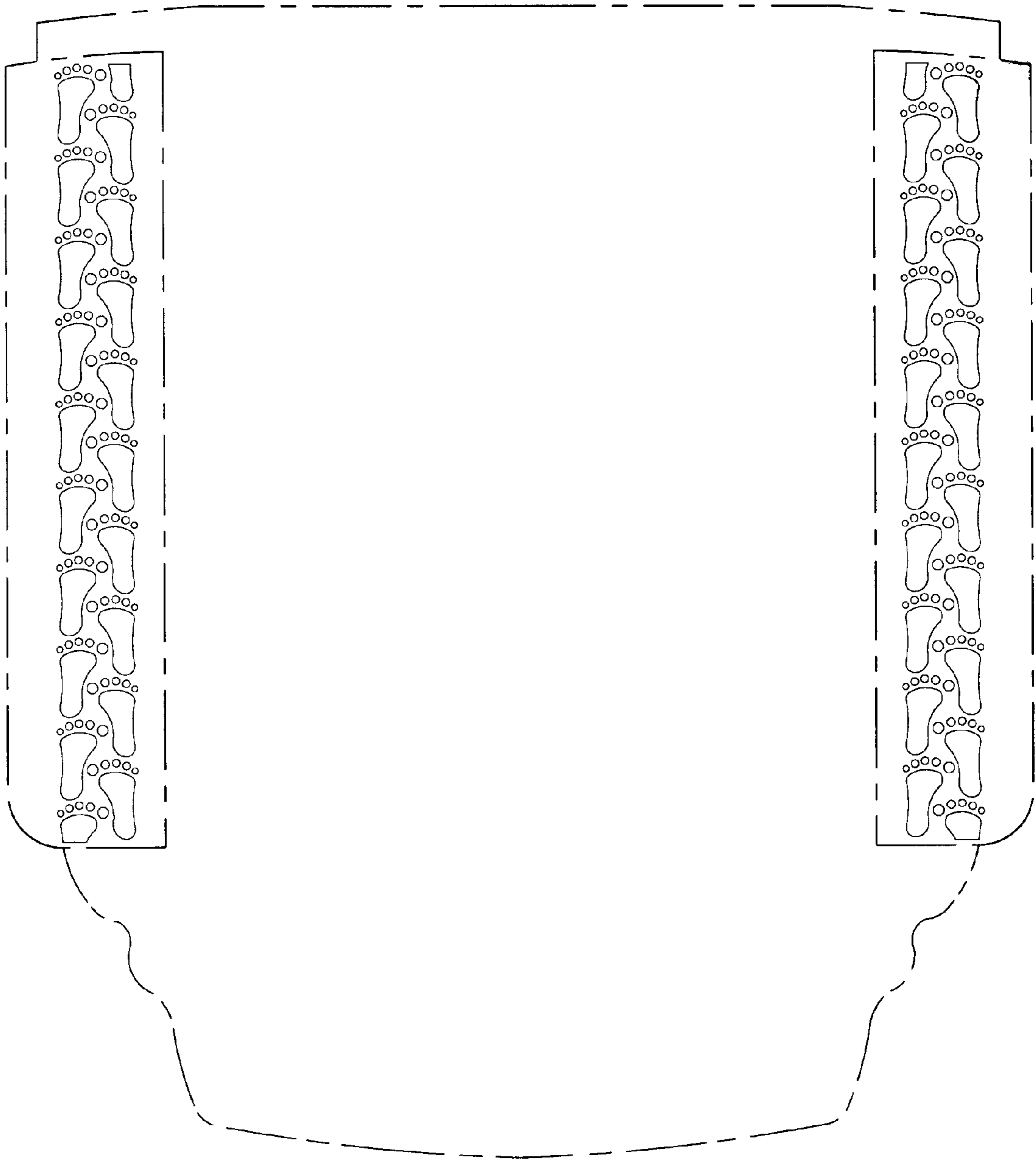


Fig. 3