



US00D438607S

(12) **United States Design Patent**
Edwards et al.

(10) **Patent No.:** **US D438,607 S**

(45) **Date of Patent:** **** Mar. 6, 2001**

(54) **HANGING DISPENSER FOR A VOLATILE SUBSTANCE**

D. 385,024 * 10/1997 Roberts D23/366

* cited by examiner

(75) Inventors: **Andrew Robert Edwards**, Swindon;
Angus Lang, Hull, both of (GB)

Primary Examiner—Lisa Lichtenstein

(74) *Attorney, Agent, or Firm*—Fish & Richardson P.C.

(73) Assignee: **Reckitt Benckiser (UK) Limited**,
Windsor (GB)

(57) **CLAIM**

(**) Term: **14 Years**

The ornamental design for a hanging dispenser for a volatile substance, as shown and described.

(21) Appl. No.: **29/122,174**

DESCRIPTION

(22) Filed: **Apr. 20, 2000**

(30) **Foreign Application Priority Data**

Oct. 23, 1999 (GB) 2087615

(51) **LOC (7) Cl.** **23-04**

(52) **U.S. Cl.** **D23/366**

(58) **Field of Search** D23/366-369;
239/36, 211, 58, 55; 422/305; 261/DIG. 65

FIG. 1 is a front and left side perspective view of a hanging dispenser for a volatile substance showing our new design;

FIG. 2 is a front elevational view thereof;

FIG. 3 is a rear elevational view thereof;

FIG. 4 is a right side elevational view thereof, the left side being a mirror image thereof;

FIG. 5 is a top plan view thereof; and,

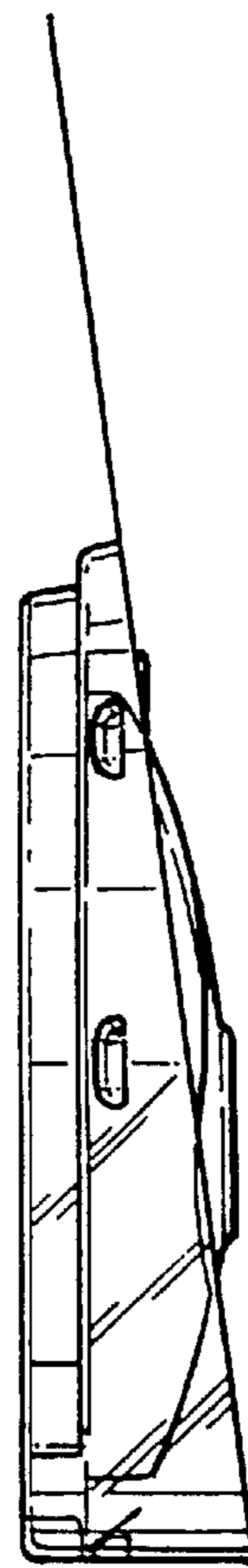

FIG. 6 is a bottom plan view thereof.

(56) **References Cited**

U.S. PATENT DOCUMENTS

D. 346,856 * 5/1994 Kany D23/367

1 Claim, 2 Drawing Sheets






FIG. 1

FIG. 2

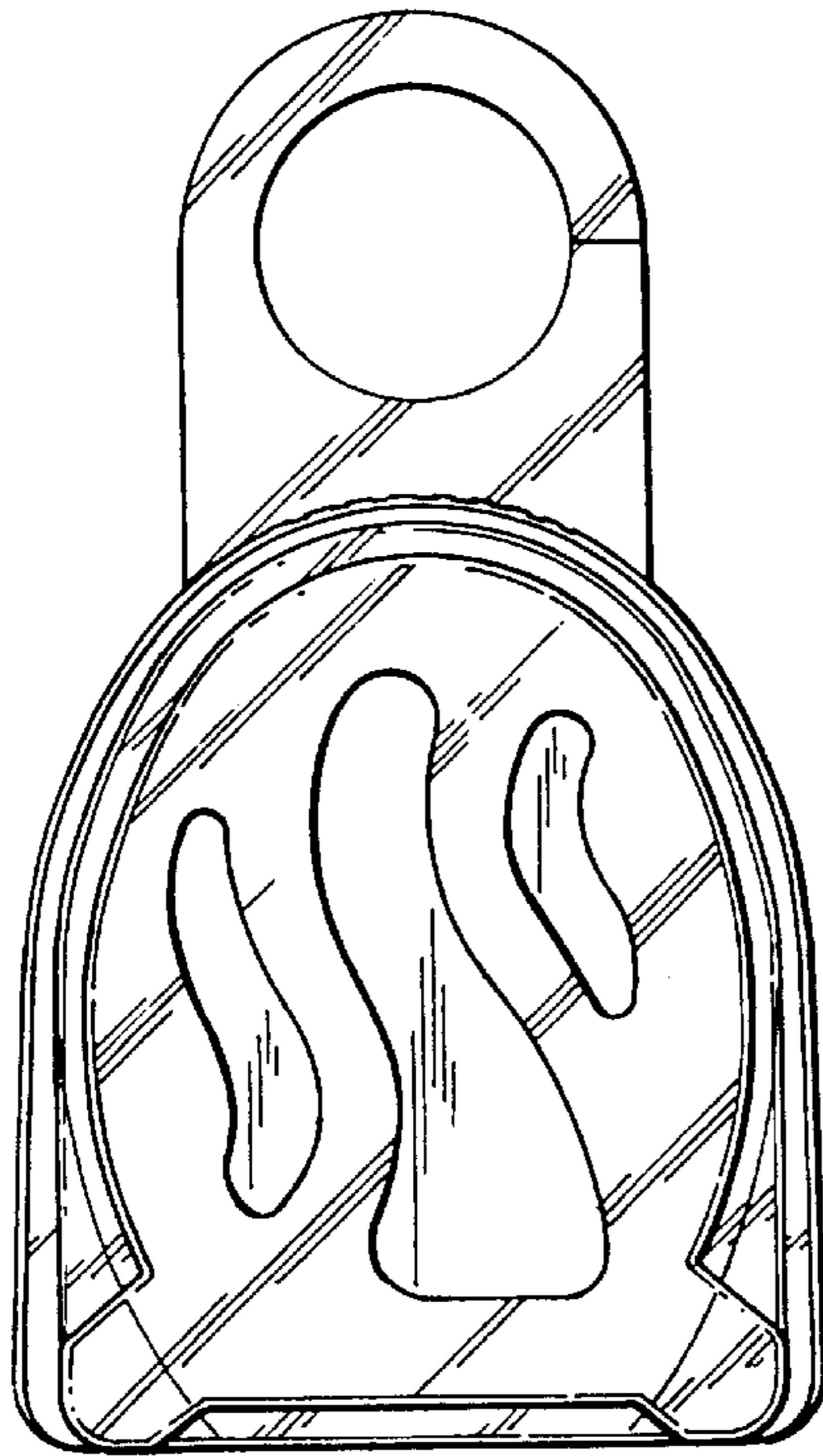


FIG. 3

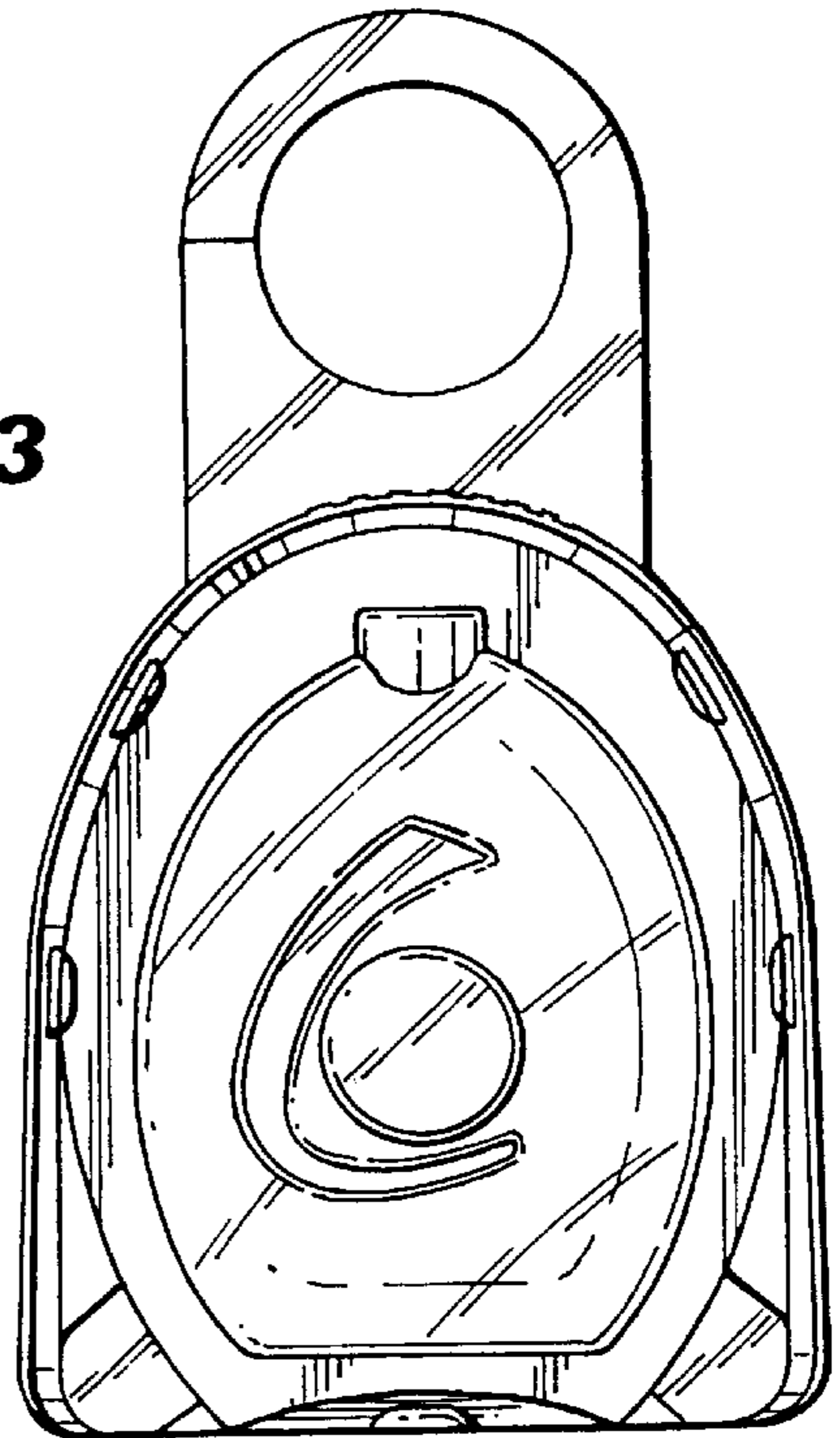


FIG. 4




FIG. 5




FIG. 6

