



US00D438588S

(12) **United States Design Patent**  
**Kjaer-Madsen et al.**

(10) **Patent No.:** **US D438,588 S**  
(45) **Date of Patent:** **\*\* Mar. 6, 2001**

(54) **PLAYGROUND EQUIPMENT**

D. 236,275 \* 8/1975 Rudy ..... D21/827

(75) Inventors: **Julie Kjaer-Madsen**, Odense; **Jan Ryaa**, Billund, both of (DK)

\* cited by examiner

(73) Assignees: **Kompan A/S**, Ringe; **Lego A/S**, Billund, both of (DK)

*Primary Examiner*—Mitchell Siegel

(74) *Attorney, Agent, or Firm*—William J. Sapone; Coleman Sudol Sapone P.C.

(\*\*) Term: **14 Years**

(21) Appl. No.: **29/104,040**

(22) Filed: **Apr. 27, 1999**

(30) **Foreign Application Priority Data**

Oct. 28, 1998 (DK) ..... MA 1998 01133  
Mar. 11, 1999 (DK) ..... MA 1999 00277

(51) **LOC (7) Cl.** ..... **21-03**

(52) **U.S. Cl.** ..... **D21/814**

(58) **Field of Search** ..... D21/832, 811,  
D21/814, 823, 826, 828, 831; 482/35, 36

(56) **References Cited**

**U.S. PATENT DOCUMENTS**

D. 193,792 \* 10/1962 Stefe ..... D21/827

(57) **CLAIM**

The ornamental design for playground equipment, as shown and described.

**DESCRIPTION**

FIG. 1 is a perspective view of playground equipment showing our new design;


FIG. 2 is a top plan view thereof;

FIG. 3 is a side view thereof; and,

FIG. 4 is a front view thereof.

The undisclosed sides form no part of the claimed design.

**1 Claim, 4 Drawing Sheets**






FIG. 1

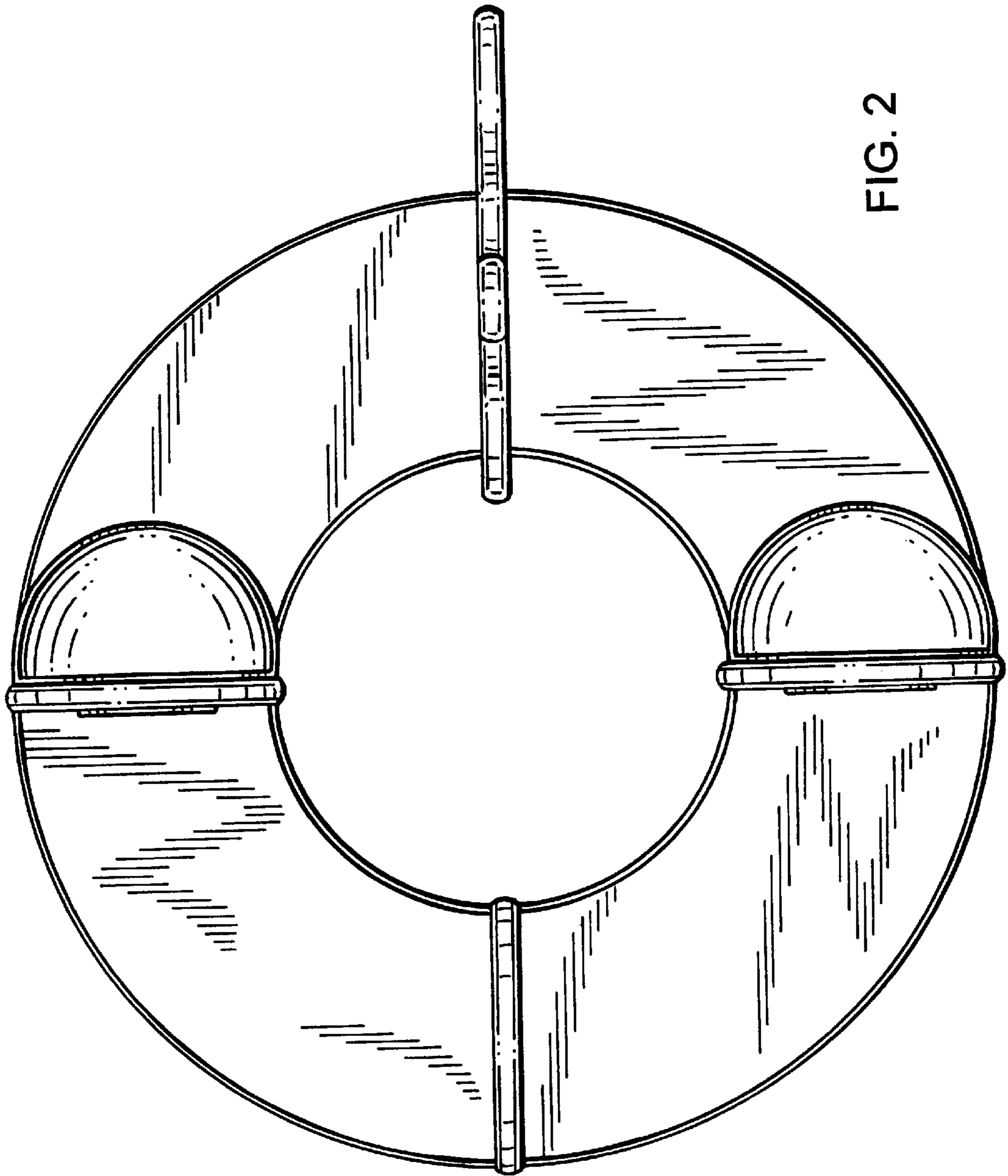


FIG. 2

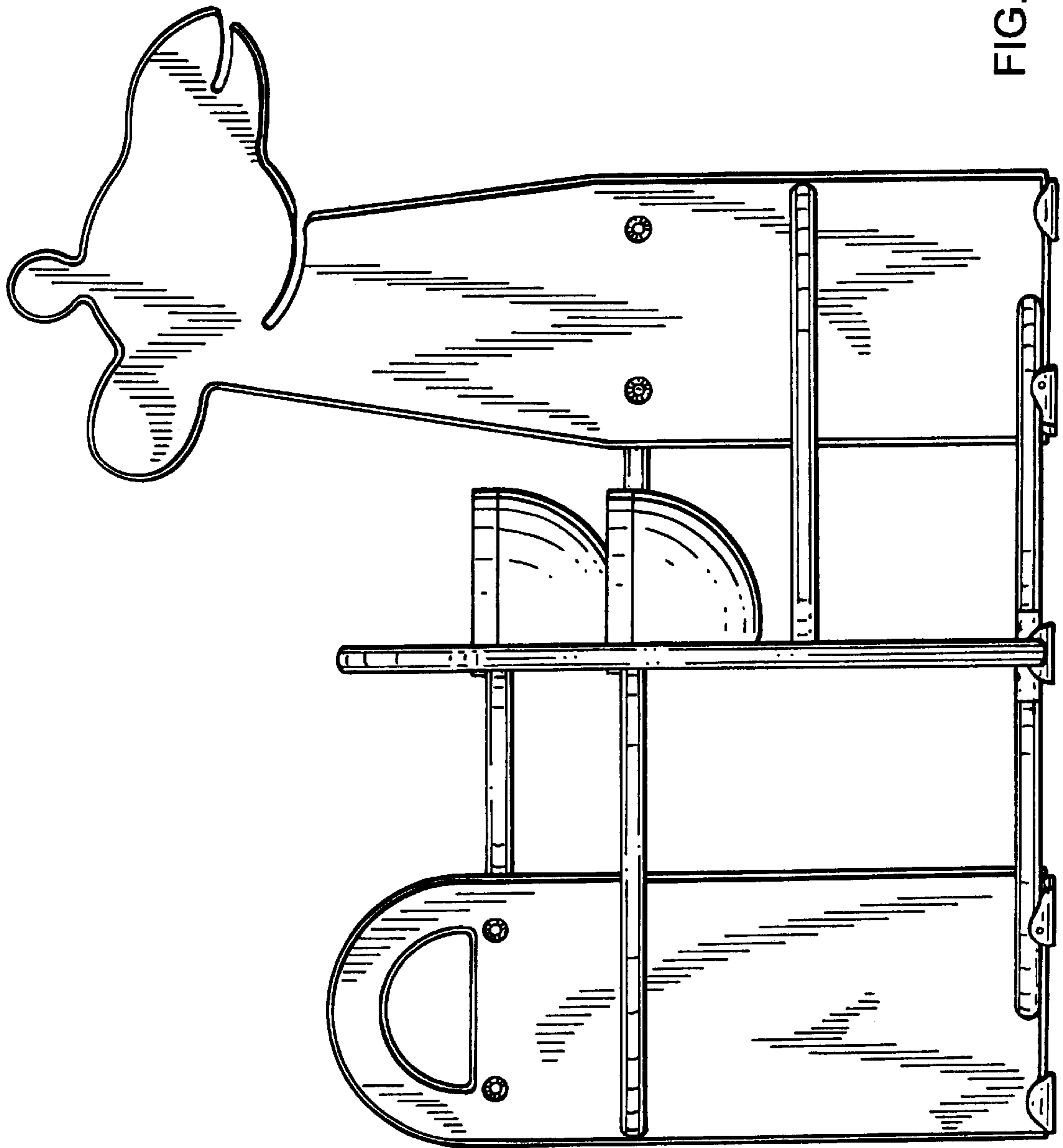


FIG. 3

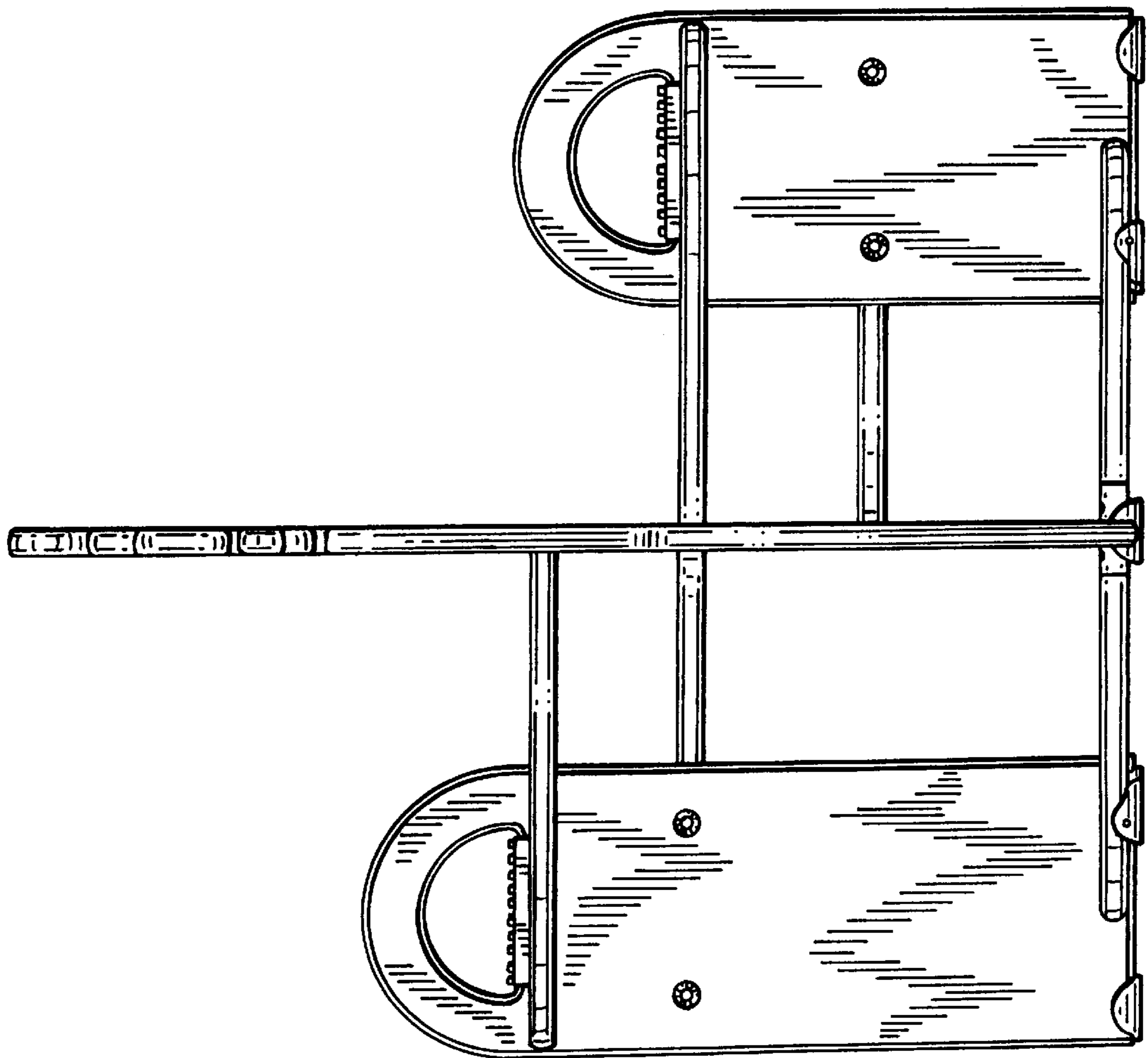


FIG. 4