



US00D438584S

(12) **United States Design Patent**
Adams et al.

(10) **Patent No.:** **US D438,584 S**

(45) **Date of Patent:** **** Mar. 6, 2001**

(54) **GOLF CLUB HEAD**

(75) Inventors: **Byron H. Adams**, Dallas; **Richard H. Murtland**, Plano; **Michael S. Burnett**, The Colony; **Christopher A. Gavey**, Allen; **Brian W. Johansen**, McKinney, all of TX (US)

(73) Assignee: **Adams Golf IP, L.P.**, Plano, TX (US)

(**) Term: **14 Years**

(21) Appl. No.: **29/125,713**

(22) Filed: **Jun. 29, 2000**

(51) **LOC (7) Cl.** **21-02**

(52) **U.S. Cl.** **D21/747**

(58) **Field of Search** D21/747-751;
473/324, 327-331, 350

(56) **References Cited**

U.S. PATENT DOCUMENTS

- D. 261,167 * 10/1981 Swanson D21/750
- D. 338,252 * 8/1993 Fenton et al. D21/748
- D. 338,937 * 8/1993 Fenton et al. D21/748
- D. 338,938 * 8/1993 Fenton et al. D21/748
- D. 362,288 * 9/1995 McGraw et al. D21/749

D. 364,434 * 11/1995 McGraw et al. D21/749

* cited by examiner

Primary Examiner—Mitchell Siegel

(74) *Attorney, Agent, or Firm*—Aquilino, Welsh & Flaxman

(57) **CLAIM**

The ornamental design for a golf club head, as shown and described.

DESCRIPTION

FIG. 1 is a perspective view of an iron type golf club head showing the new design.

FIG. 2 is an elevational view of the toe end of the golf club head shown in FIG. 1.

FIG. 3 is an elevational view of the heel end of the golf club head shown in FIG. 1.

FIG. 4 is a bottom view of the golf club head shown in FIG. 1.

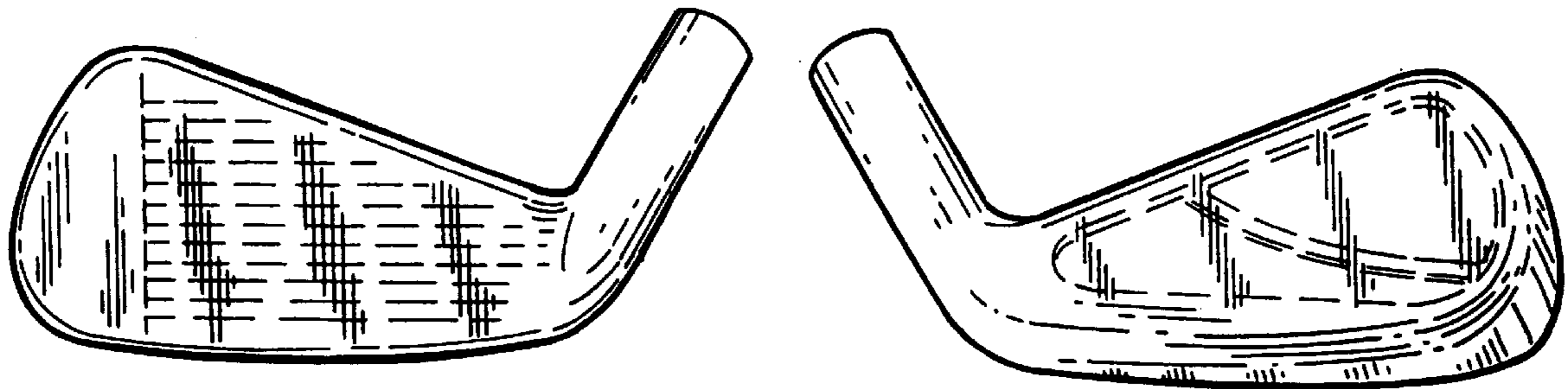
FIG. 5 is a top view of the golf club head shown in FIG. 1.

FIG. 6 is a front elevational view of the golf club head shown in FIG. 1; and,

FIG. 7 is a rear elevational view of the golf club head shown in FIG. 1.

The broken lines showing the striking face and cavity of the golf club head are for illustrative purposes only and form no part of the design.

1 Claim, 1 Drawing Sheet



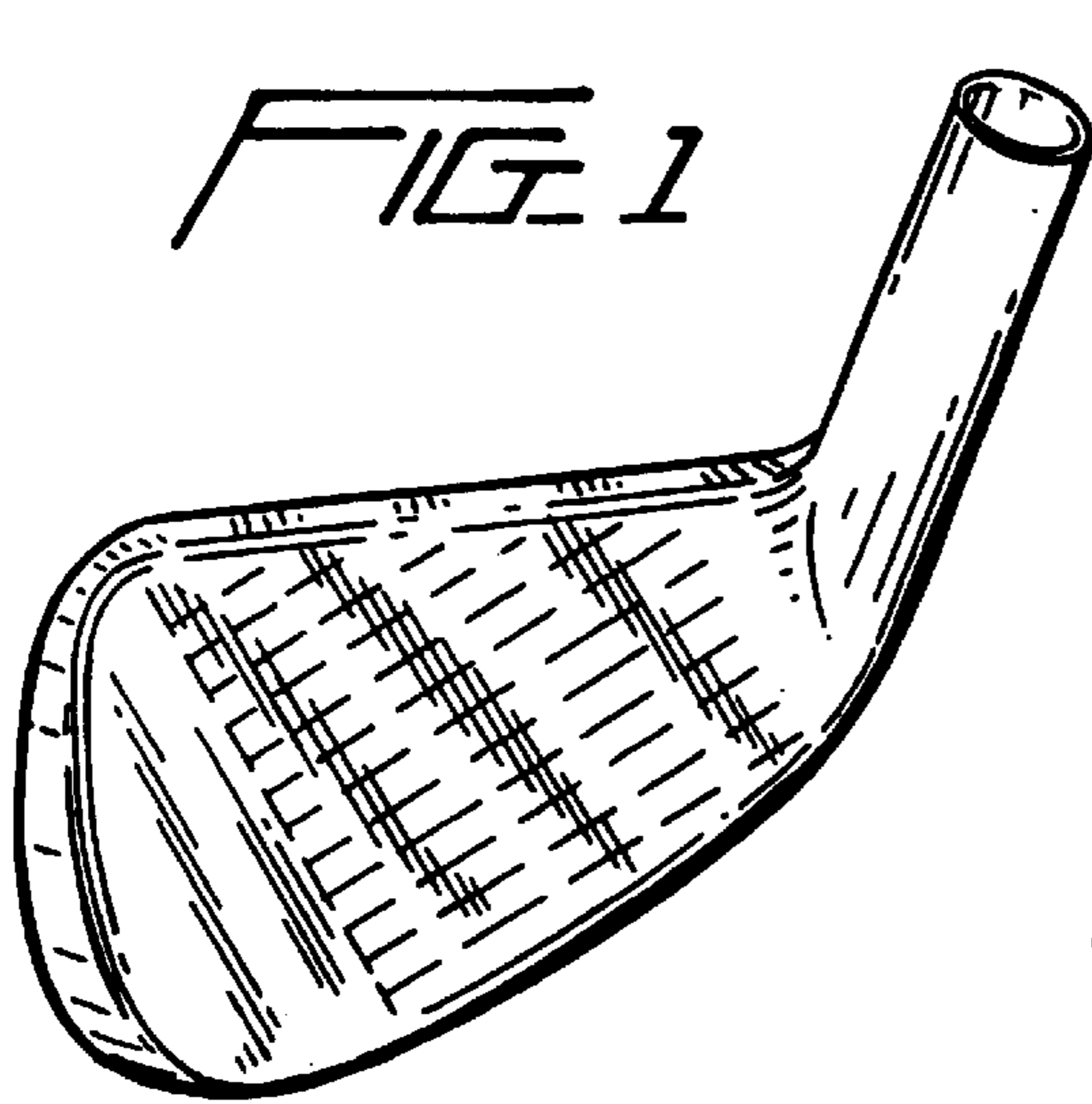


FIG. 1



FIG. 2



FIG. 3

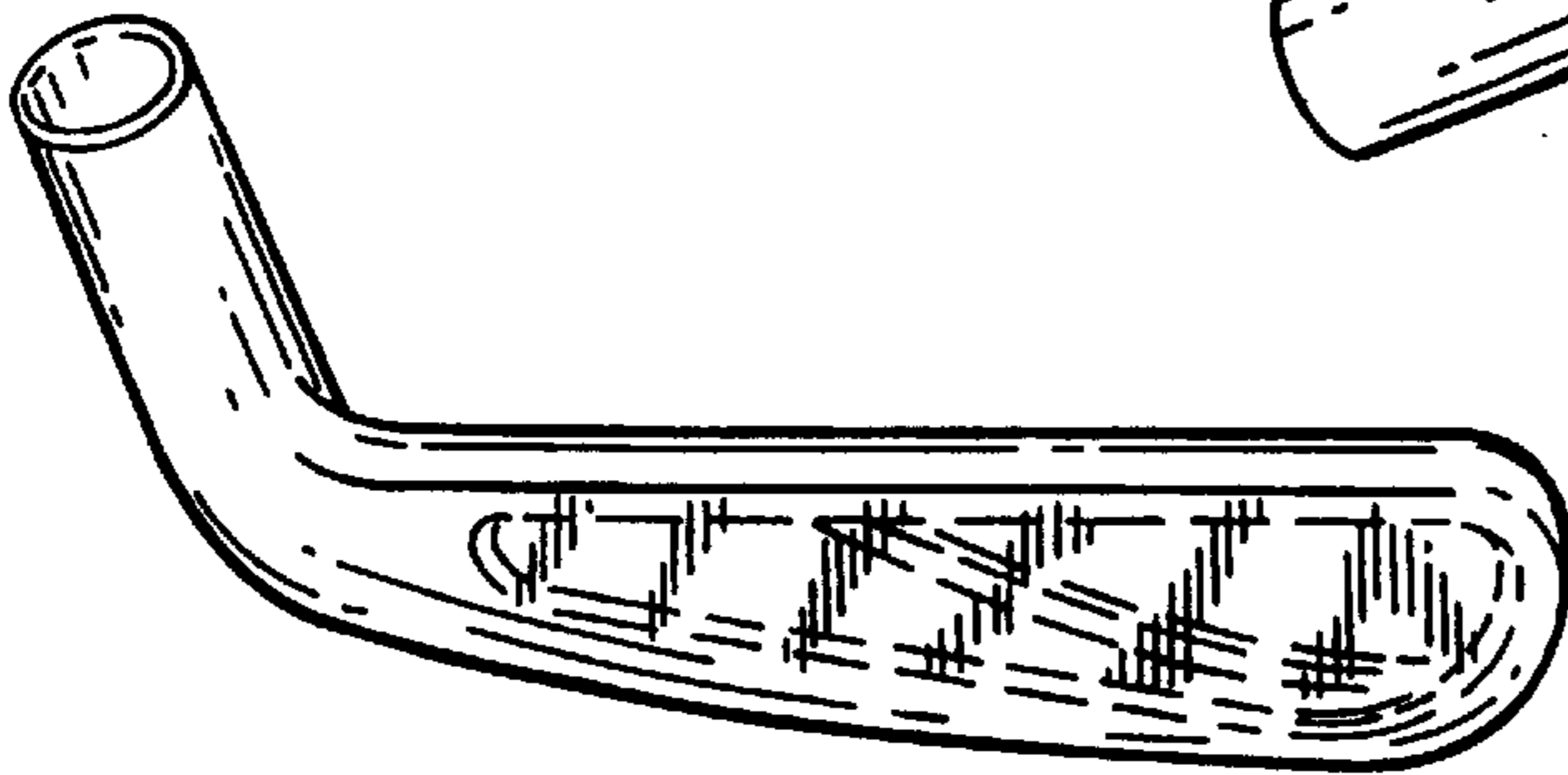


FIG. 5

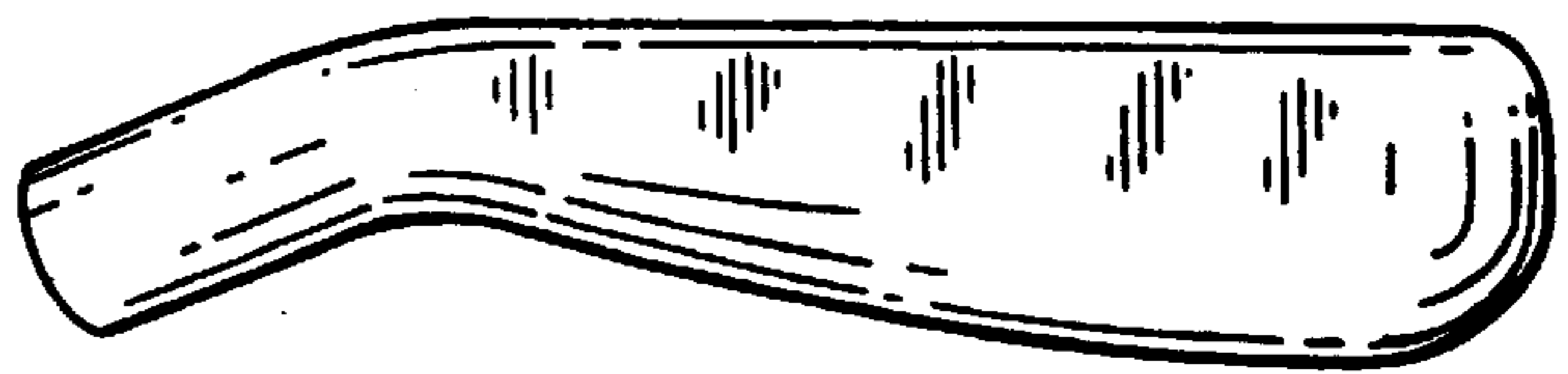


FIG. 4

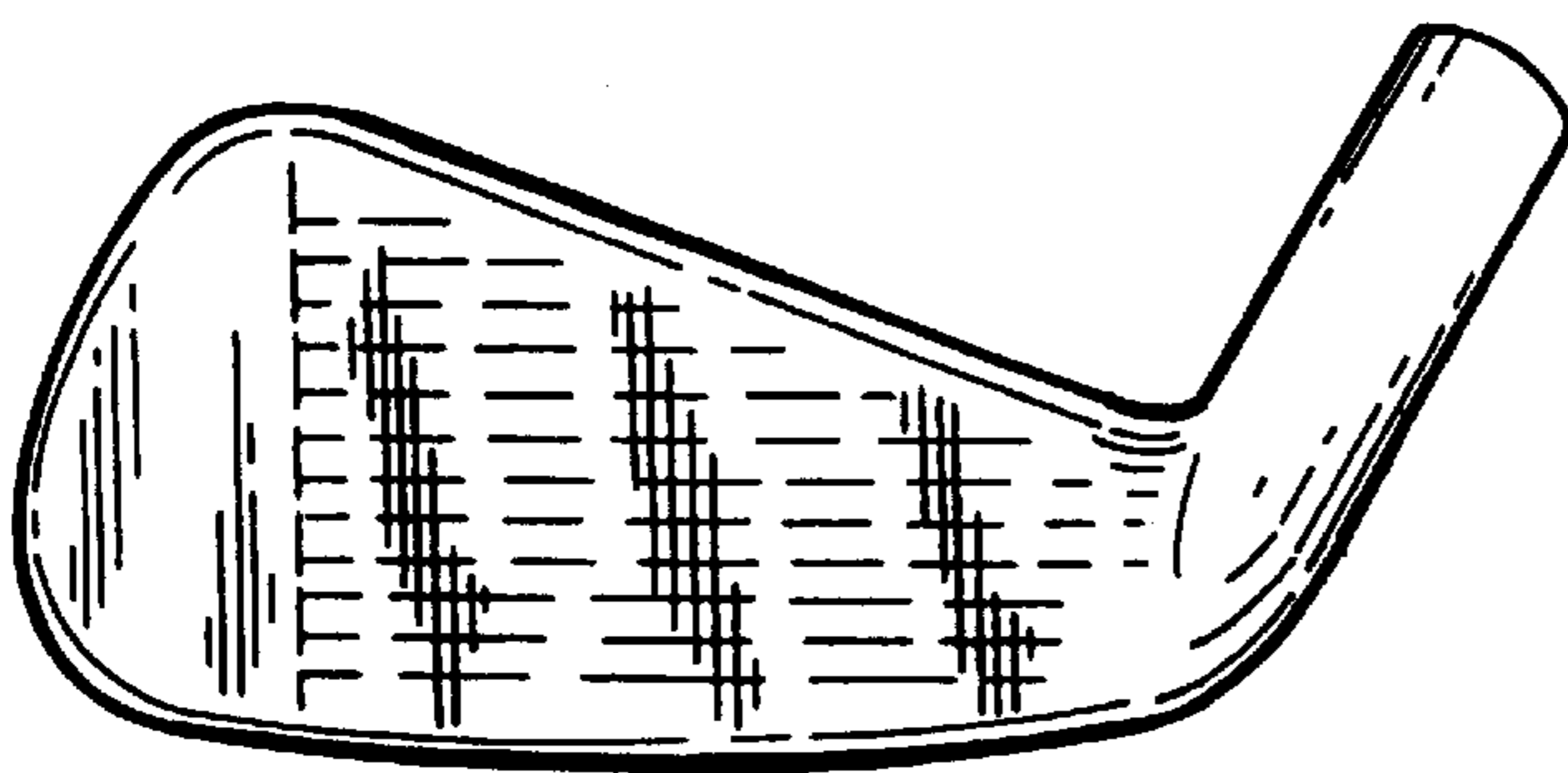


FIG. 6

FIG. 7

