



US00D438566S

(12) **United States Design Patent**
Nagel

(10) **Patent No.:** **US D438,566 S**

(45) **Date of Patent:** **** Mar. 6, 2001**

(54) **WRITING INSTRUMENT**

(75) **Inventor:** **Theo Nagel, Bad Salzuflen (DE)**

(73) **Assignee:** **rou-bill Produktion Theo Nagel GmbH & Co. KG, Bad Salzuflen (DE)**

(**) **Term:** **14 Years**

(21) **Appl. No.:** **29/119,942**

(22) **Filed:** **Mar. 10, 2000**

(30) **Foreign Application Priority Data**

Sep. 10, 2000 (XH) DM/049 323

(51) **LOC (7) Cl.** **19-06**

(52) **U.S. Cl.** **D19/51; D19/47; D19/55; D19/56**

(58) **Field of Search** D19/35, 36, 41-51, D19/53-58, 81-85; 401/6, 7, 88, 52, 195, 30, 34, 209, 99, 213, 100, 104-106, 109-116

(56) **References Cited**

U.S. PATENT DOCUMENTS

- D. 324,238 * 2/1992 Nitta D19/49
- D. 359,758 * 6/1995 Inami D19/55

- 360,298 * 3/1887 Hewitt 401/88 X
- D. 388,825 * 1/1998 Kouda D19/49
- D. 415,199 * 10/1999 Pellissa Beneyto D19/51
- D. 418,163 * 12/1999 Rosen D19/51
- D. 425,559 * 5/2000 Beneyto D19/51

* cited by examiner

Primary Examiner—Martie K. Holtje

(74) *Attorney, Agent, or Firm*—Henry M. Feiereisen; Ursula B. Day

(57) **CLAIM**

The ornamental design for a writing instrument, as shown and described.

DESCRIPTION

FIG. 1 is a side perspective view of a writing instrument, showing my new design;
 FIG. 2 is a front elevational view thereof;
 FIG. 3 is a rear elevational view thereof;
 FIG. 4 is a right elevational view thereof; the left side being a mirror image thereof;
 FIG. 5 is a bottom plan view thereof; and,
 FIG. 6 is a top plan view thereof.

1 Claim, 1 Drawing Sheet

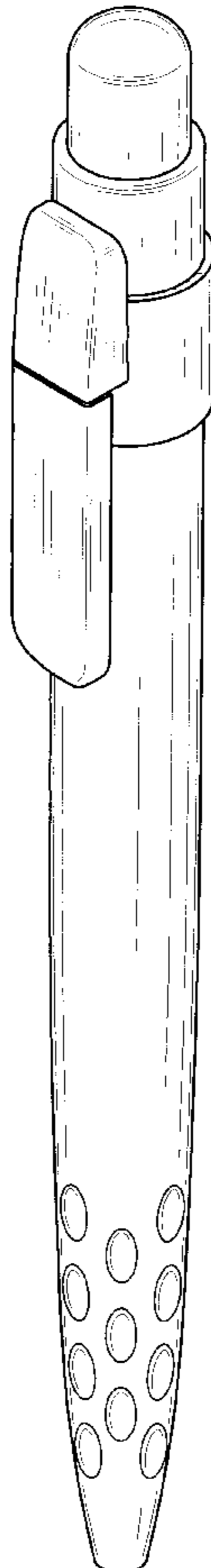


FIG. 1

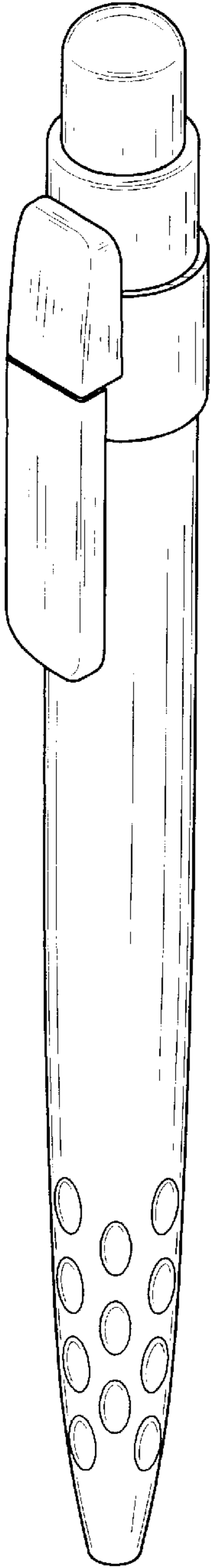


FIG. 2

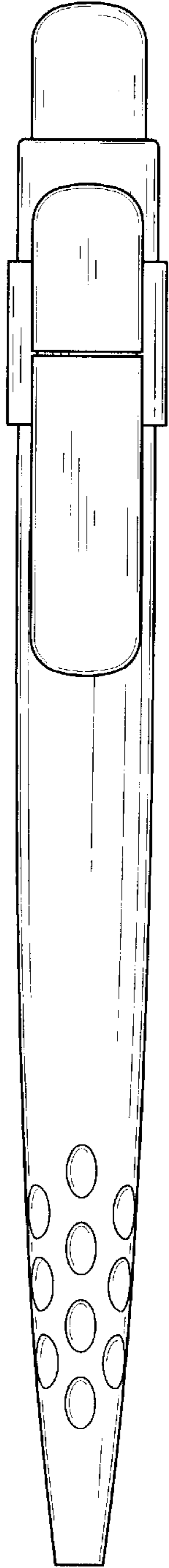


FIG. 3

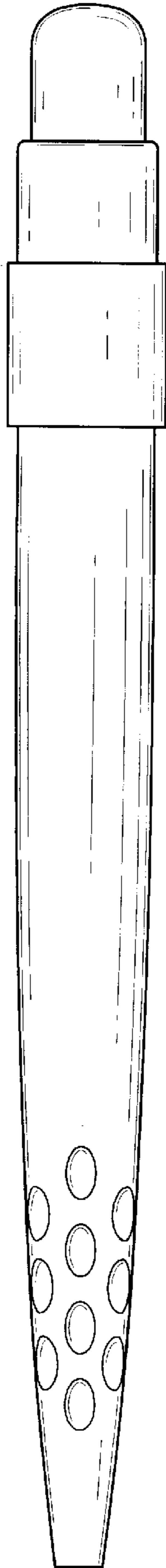


FIG. 4

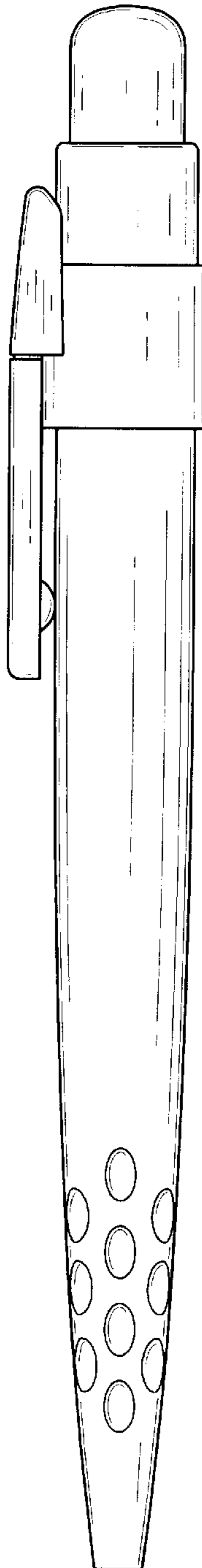


FIG. 5

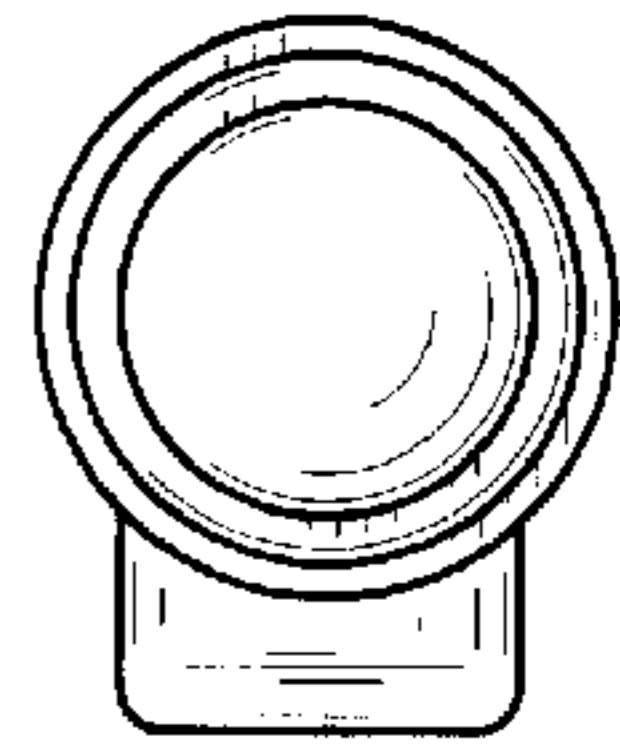


FIG. 6

