



US00D438560S

(12) **United States Design Patent**
Inoue et al.

(10) **Patent No.:** **US D438,560 S**

(45) **Date of Patent:** **** Mar. 6, 2001**

(54) **INK TANK FOR PRINTER**

(75) Inventors: **Manabu Inoue**, London (GB);
Masaaki Igarashi, Tokyo; **Osamu Morita**,
Yokosuka, both of (JP)

(73) Assignee: **Canon Kabushiki Kaisha**, Tokyo (JP)

(**) Term: **14 Years**

(21) Appl. No.: **29/116,747**

(22) Filed: **Jan. 11, 2000**

(30) **Foreign Application Priority Data**

Jul. 16, 1999 (JP) 11-19203

(51) **LOC (7) Cl.** **18-02**

(52) **U.S. Cl.** **D18/56**

(58) **Field of Search** D18/56; 347/86,
347/87

(56) **References Cited**

U.S. PATENT DOCUMENTS

- D. 319,070 * 8/1991 Lavander D18/56
- D. 355,928 * 2/1995 Tokuda et al. D18/56
- D. 360,895 * 8/1995 Tokuda et al. D18/56
- D. 361,591 * 8/1995 Tokuda et al. D18/56
- D. 382,588 * 8/1997 Tashiro et al. D18/56
- D. 391,289 2/1998 Inoue et al. D18/56
- D. 392,312 3/1998 Inoue et al. D18/56
- D. 392,671 * 3/1998 Sasaki D18/56

- D. 400,573 * 11/1998 Inoue et al. D18/56
- D. 400,574 11/1998 Inoue et al. D18/56
- D. 404,068 * 1/1999 Sekine et al. D18/56
- D. 423,568 * 4/2000 Inoue et al. D18/56
- D. 424,612 * 5/2000 Inoue et al. D18/56
- D. 425,110 * 5/2000 Dietl et al. D18/56
- 6,082,852 * 7/2000 Soga et al. 347/86
- 6,106,111 * 8/2000 Taneya et al. 347/87

* cited by examiner

Primary Examiner—Cathy Anne MacCormac

(74) *Attorney, Agent, or Firm*—Fitzpatrick, Cella, Harper & Scinto

(57) **CLAIM**

The ornamental design for an ink tank for printer, as shown and described.

DESCRIPTION

FIG. 1 is a front view of an ink tank for printer showing our new design;

FIG. 2 is a rear view thereof;

FIG. 3 is a top plan view thereof;

FIG. 4 is a bottom plan view thereof;

FIG. 5 is a left side view thereof;

FIG. 6 is a right side view thereof;

FIG. 7 is a perspective view as viewed from rear and top direction thereof; and,

FIG. 8 is a perspective view as viewed from front and bottom direction thereof.

1 Claim, 3 Drawing Sheets

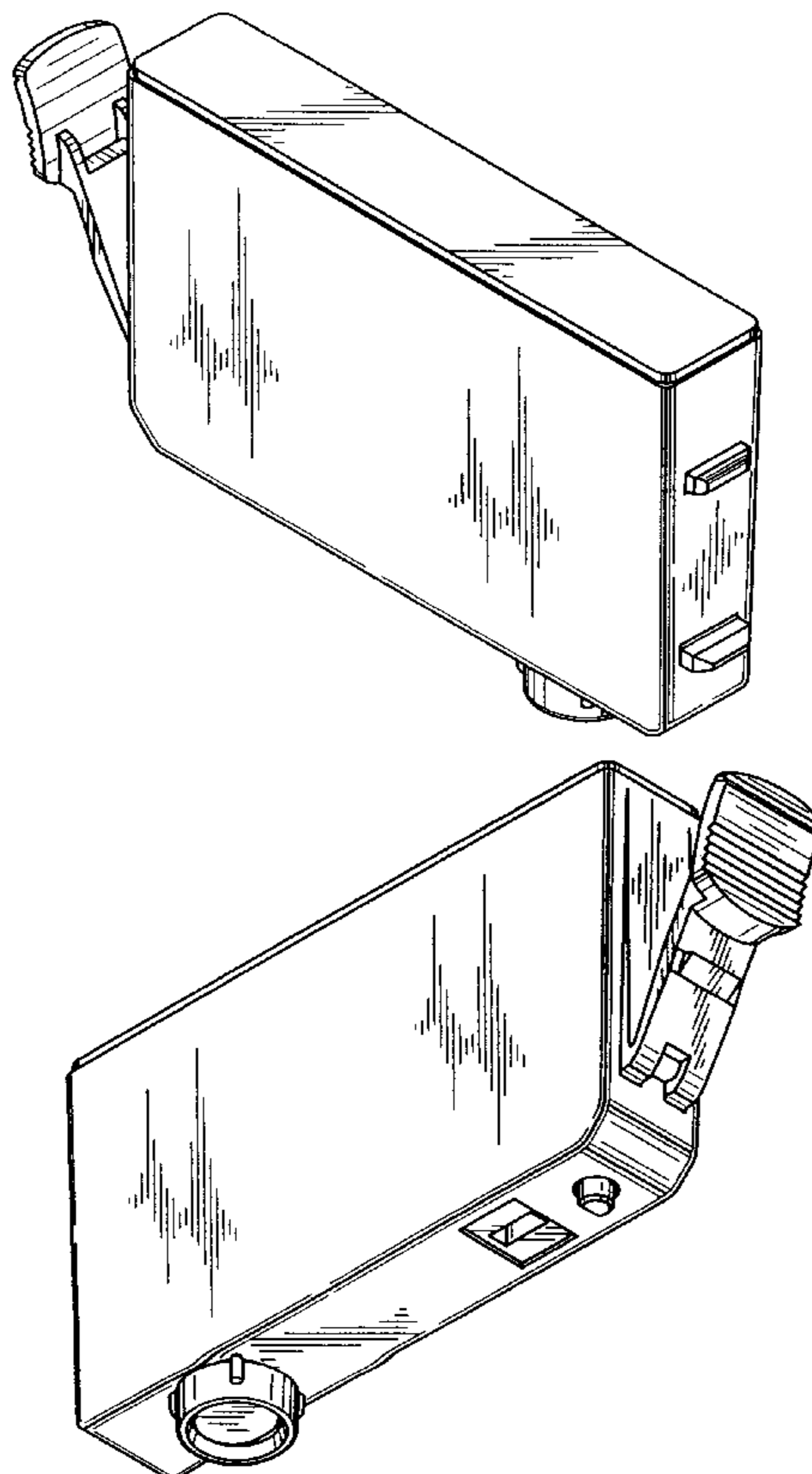


FIG. 1




FIG. 2

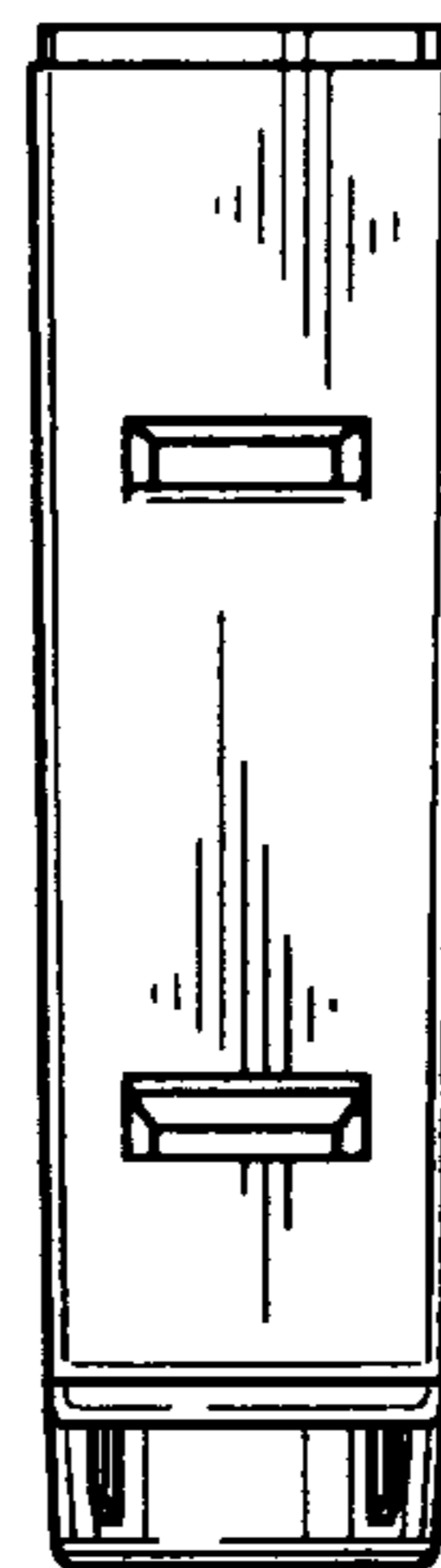


FIG. 3




FIG. 4




FIG. 5

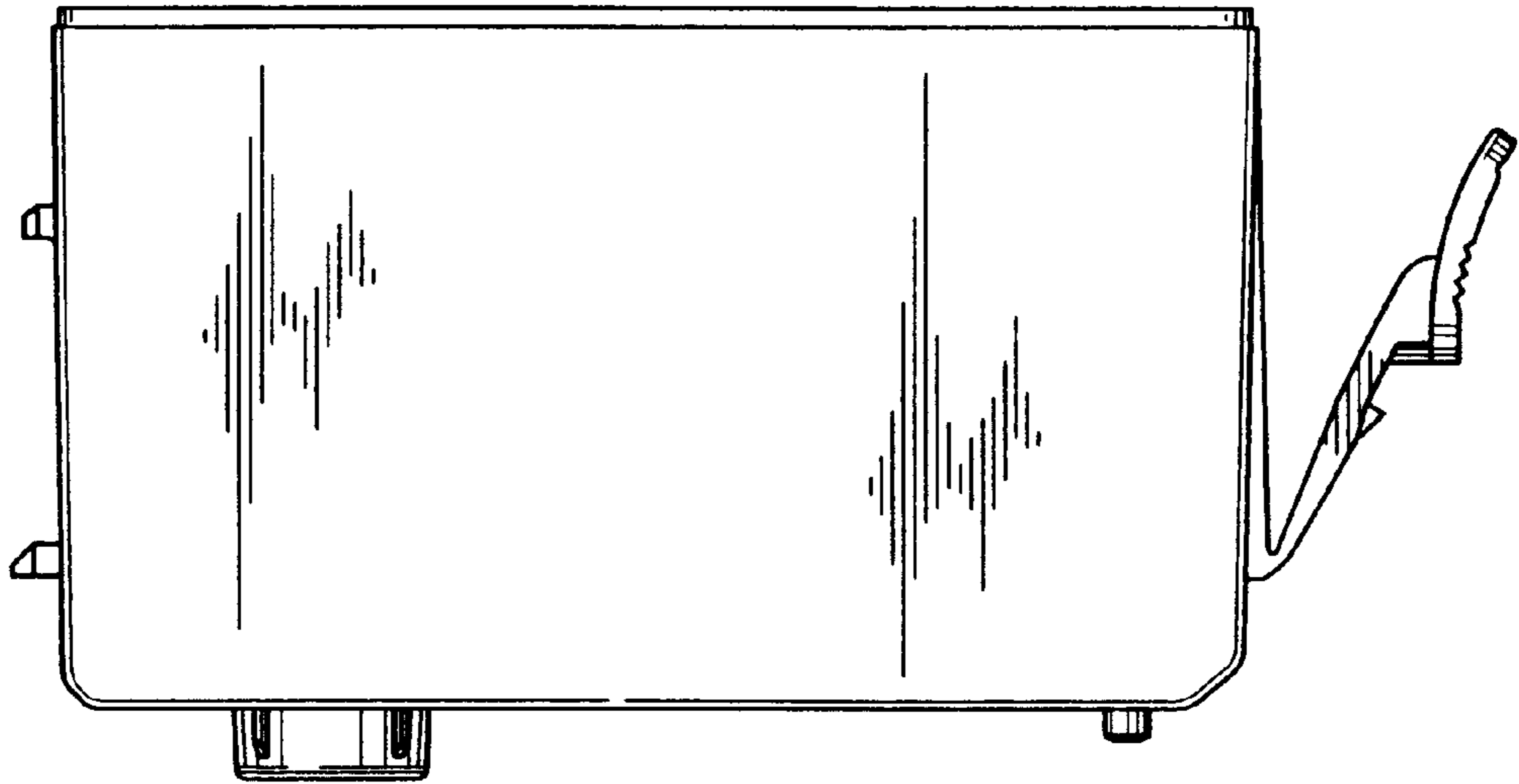


FIG. 6

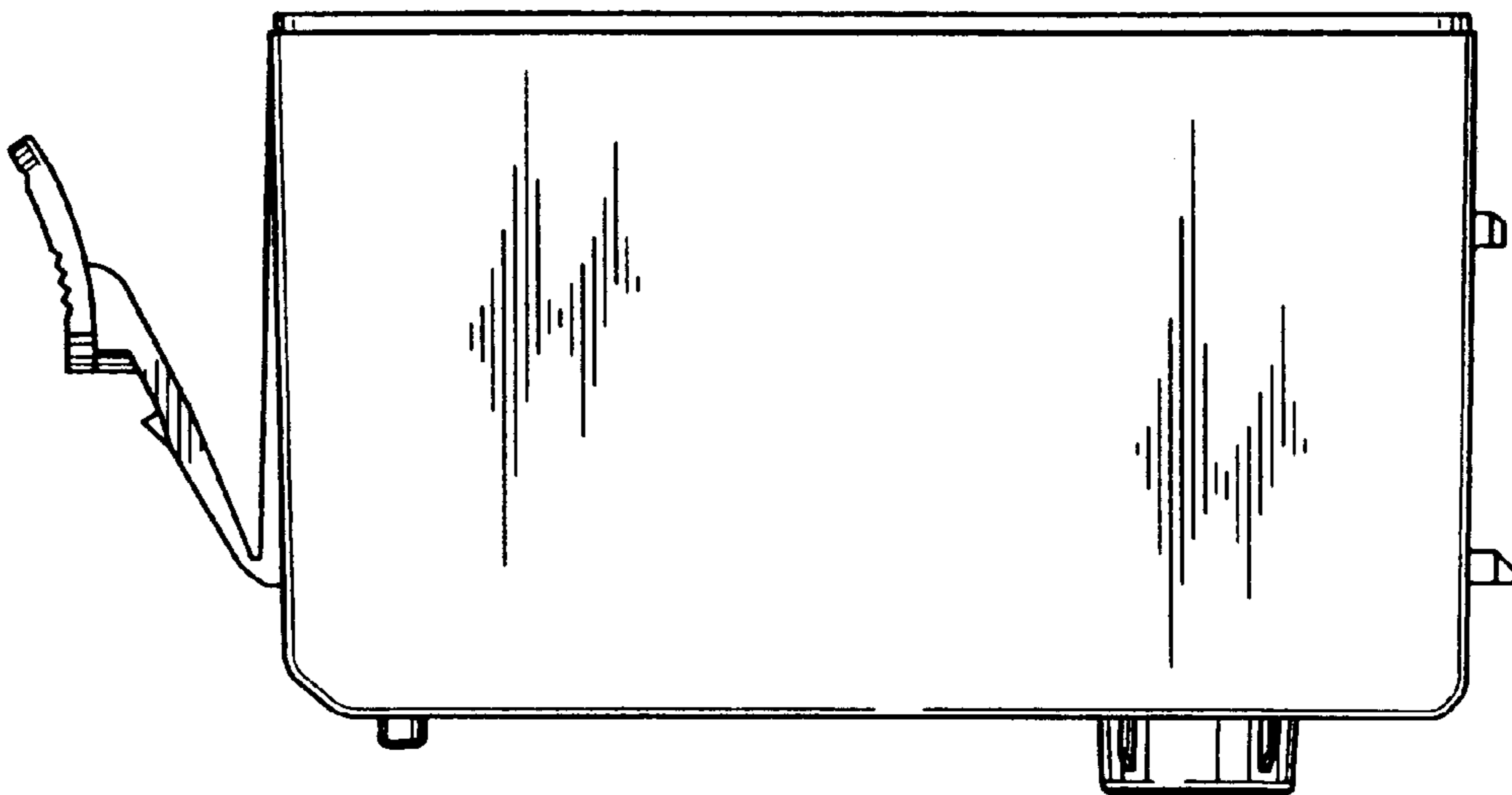


FIG. 7

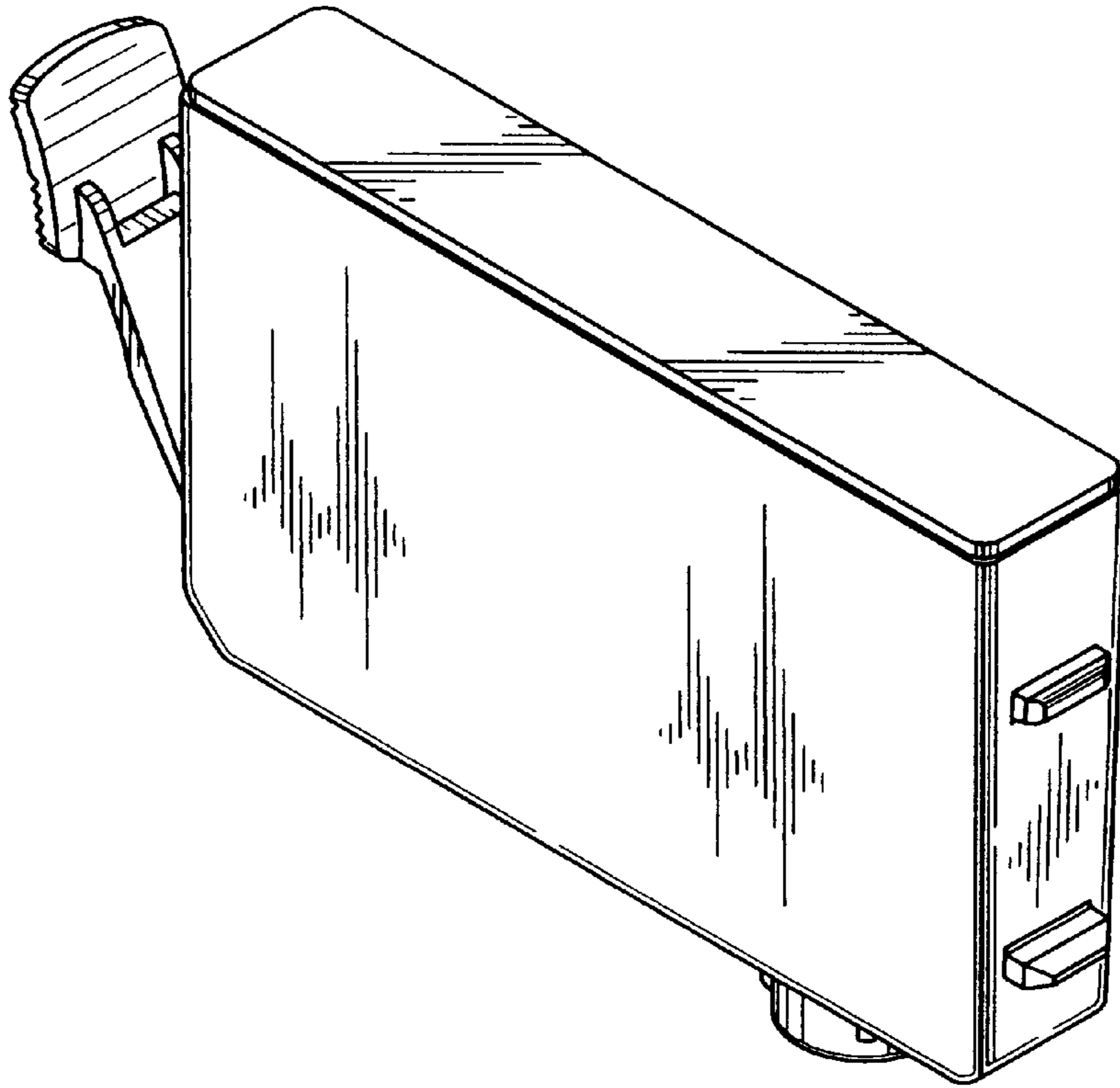


FIG. 8

