



US00D438554S

(12) **United States Design Patent**  
**Katayama**

(10) **Patent No.:** **US D438,554 S**

(45) **Date of Patent:** **\*\* Mar. 6, 2001**

(54) **CAMERA**

(75) **Inventor:** **Noriko Katayama, Tokyo (JP)**

(73) **Assignee:** **Fuji Photo Film Co., Ltd., Kanagawa (JP)**

(\*\*) **Term:** **14 Years**

(21) **Appl. No.:** **29/120,664**

(22) **Filed:** **Mar. 24, 2000**

(30) **Foreign Application Priority Data**

Sep. 28, 1999 (JP) ..... 11-26062

(51) **LOC (7) Cl.** ..... **16-01**

(52) **U.S. Cl.** ..... **D16/209; D16/218**

(58) **Field of Search** ..... **D16/200-205, D16/208, 209, 217, 218; 396/6, 7, 535-541**

(56) **References Cited**

**U.S. PATENT DOCUMENTS**

- D. 342,541 \* 12/1993 McBride et al. .... D16/209
- D. 353,606 \* 12/1994 Horikiri et al. .... D16/208
- D. 372,722 \* 8/1996 Isozaki ..... D16/208

D. 425,096 \* 5/2000 Kondo ..... D16/218

D. 428,904 \* 8/2000 Oshima ..... D16/209

5,628,039 \* 5/1997 Muramatsu et al. .... 396/535

5,634,164 \* 5/1997 Isozaki ..... 396/535

\* cited by examiner

*Primary Examiner*—Adir Aronovich

(74) *Attorney, Agent, or Firm*—Young & Thompson

(57) **CLAIM**

The ornamental design for a camera, as shown.

**DESCRIPTION**

FIG. 1 is a top, front and side view of a camera showing my new design;

FIG. 2 is a front elevational view thereof;

FIG. 3 is a rear elevational view thereof;

FIG. 4 is a top plan view thereof;

FIG. 5 is a bottom plan view thereof;

FIG. 6 is an end elevational view thereof from the right of FIG. 2; and,

FIG. 7 is an end elevational view thereof from the left of FIG. 2.

**1 Claim, 3 Drawing Sheets**




FIG. 1




FIG. 2

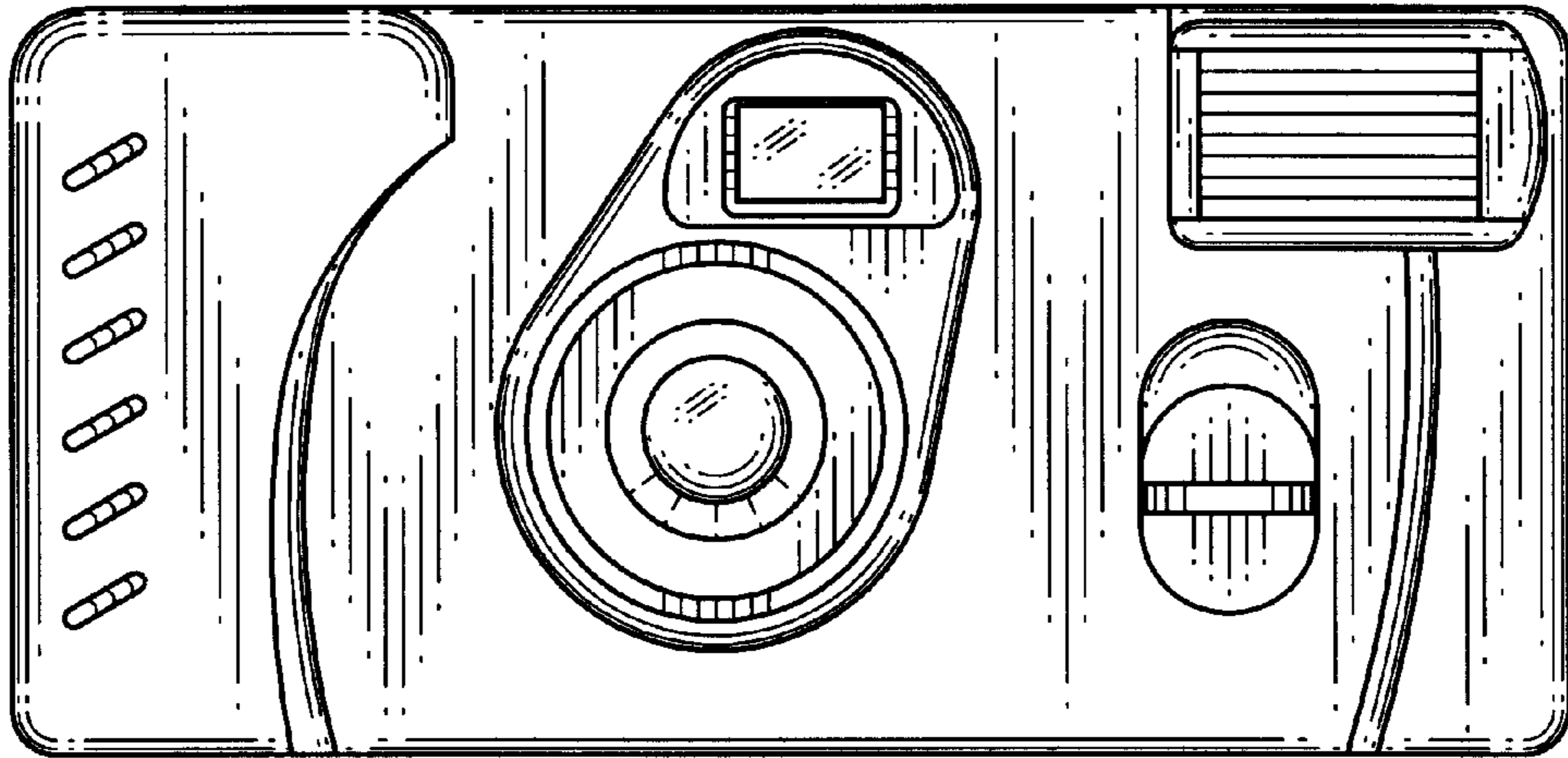


FIG. 3

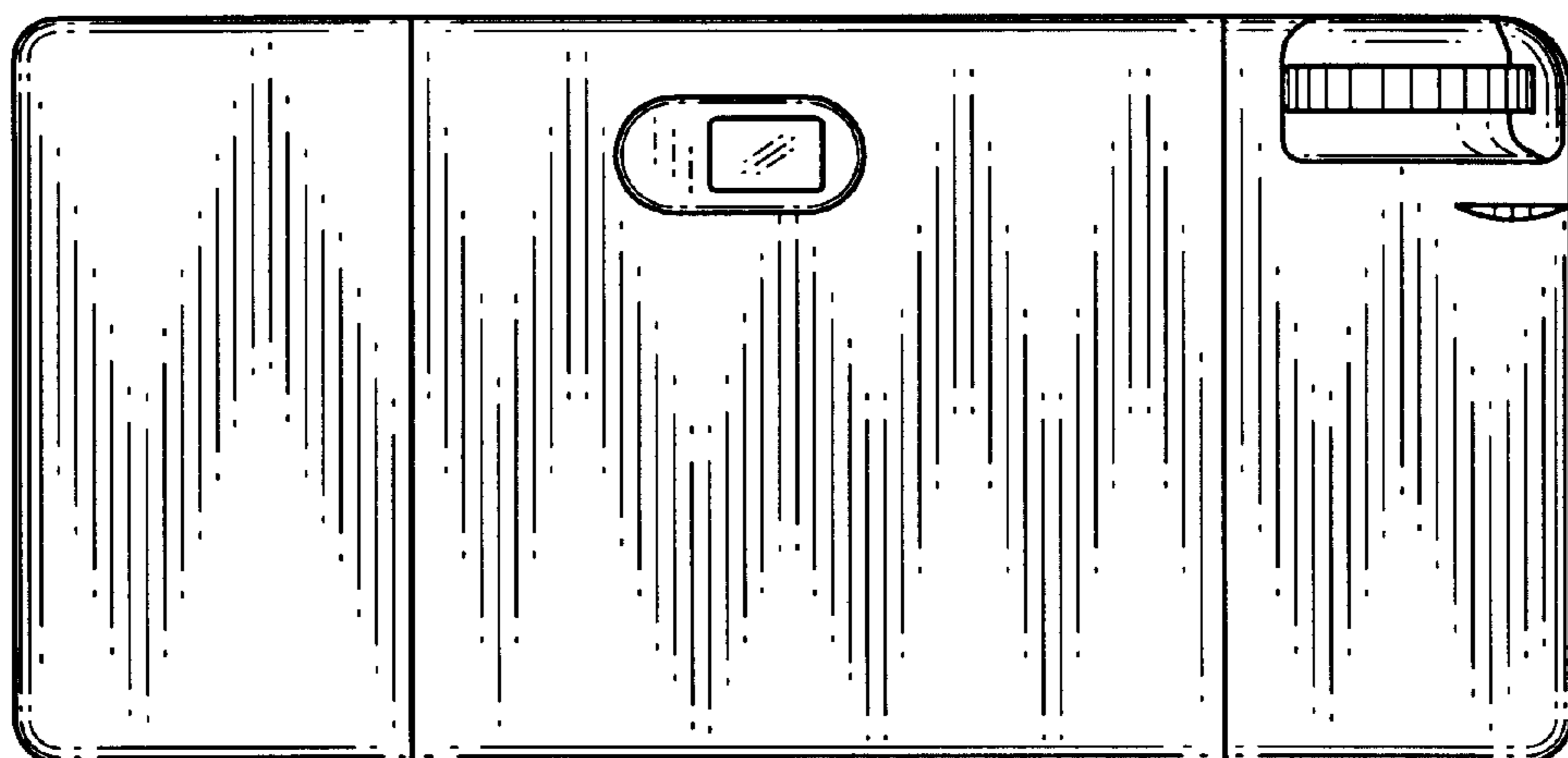


FIG. 4

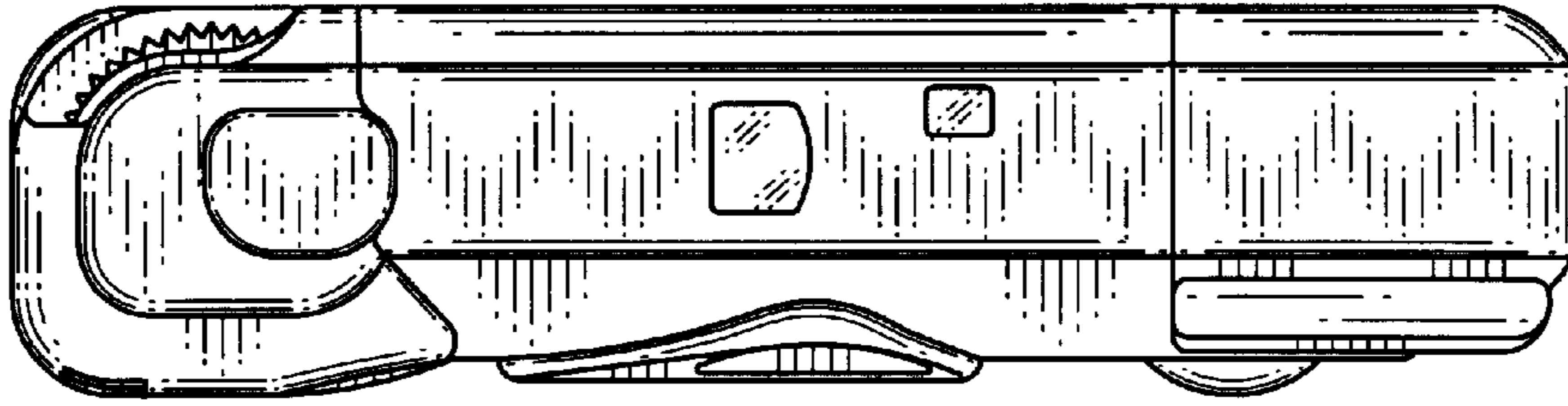


FIG. 5

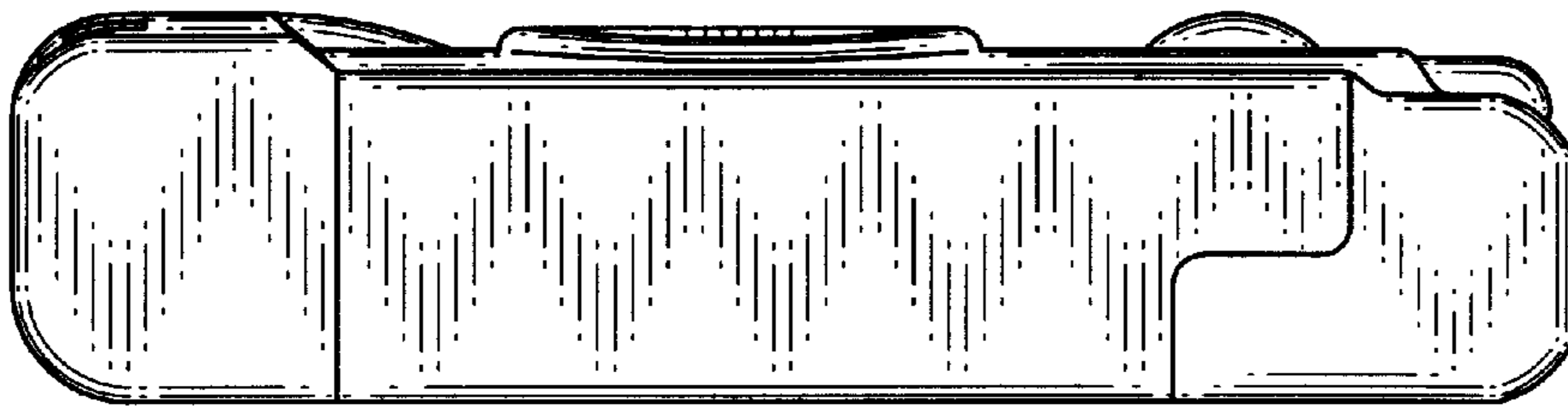


FIG. 7

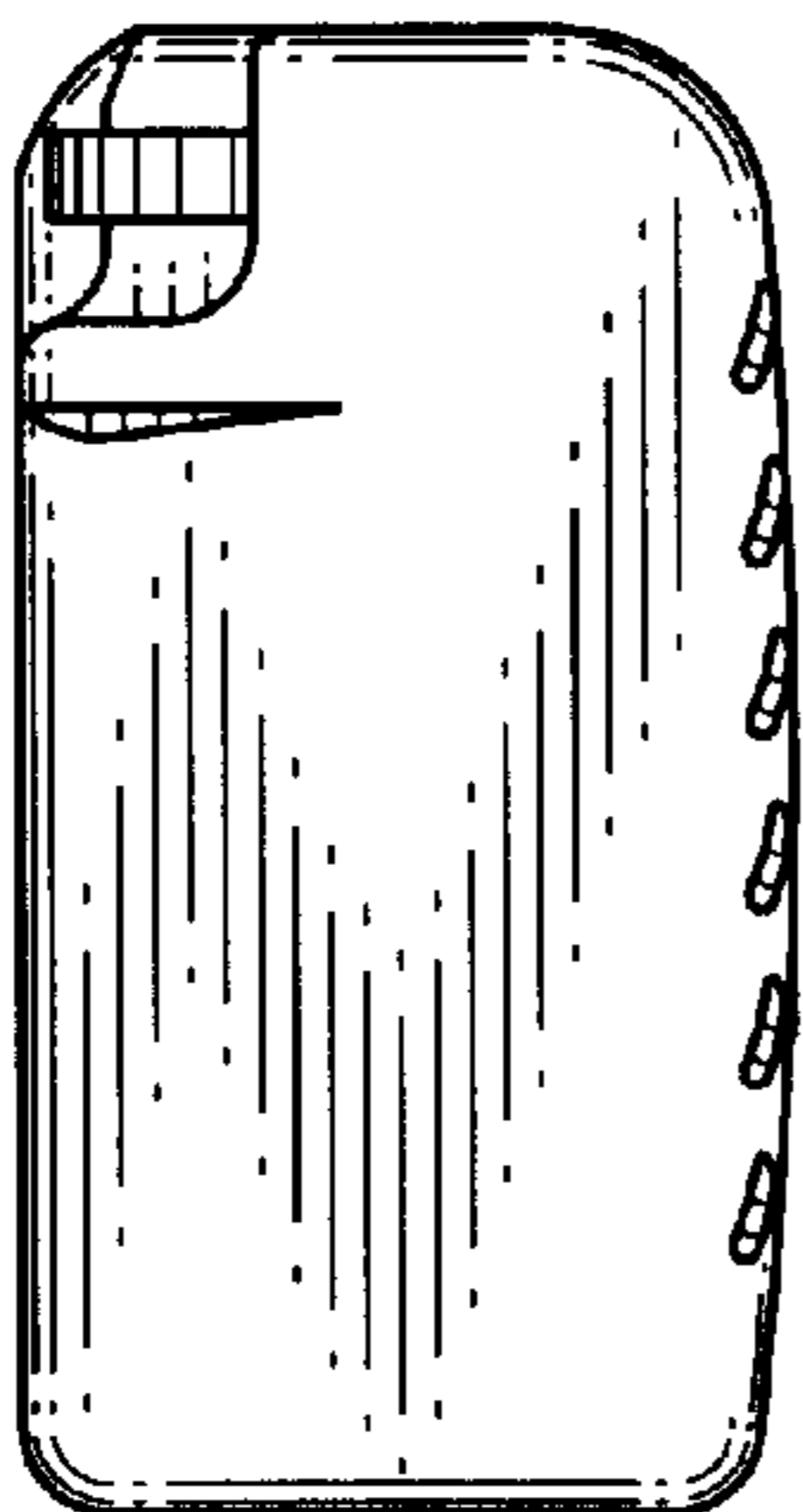


FIG. 6

