



US00D438549S

(12) **United States Design Patent**
Tsujimoto

(10) **Patent No.:** **US D438,549 S**
(45) **Date of Patent:** **** Mar. 6, 2001**

(54) **BAND SAW BLADE**

(75) Inventor: **Susumu Tsujimoto**, Hyogo (JP)

(73) Assignee: **Amada Company, Limited**, Kanagawa (JP)

(**) Term: **14 Years**

(21) Appl. No.: **29/125,758**

(22) Filed: **Jun. 30, 2000**

Related U.S. Application Data

(62) Division of application No. 09/074,459, filed on May 8, 1998.

(30) **Foreign Application Priority Data**

May 8, 1997 (JP) 9-118356

(51) **LOC (7) Cl.** **15-09**

(52) **U.S. Cl.** **D15/134**

(58) **Field of Search** D15/134, 138, D15/139; 83/13, 835, 661, 865, 168, 855

(56) **References Cited**

U.S. PATENT DOCUMENTS

D. 387,071 * 12/1997 Reznik D15/134
3,295,400 * 1/1967 Anderson D15/134 X

4,179,967 * 12/1979 Clark 83/835
5,018,421 5/1991 Lucki et al. .
5,501,129 3/1996 Armstrong et al. .
6,003,422 * 12/1999 Holston 83/835

FOREIGN PATENT DOCUMENTS

2009670 6/1979 (GB) .

* cited by examiner

Primary Examiner—Antoine Duval Davis

(74) *Attorney, Agent, or Firm*—Blank Rome Comisky & McCauley LLP

(57) **CLAIM**

The ornamental design for a band saw blade, as shown and described.

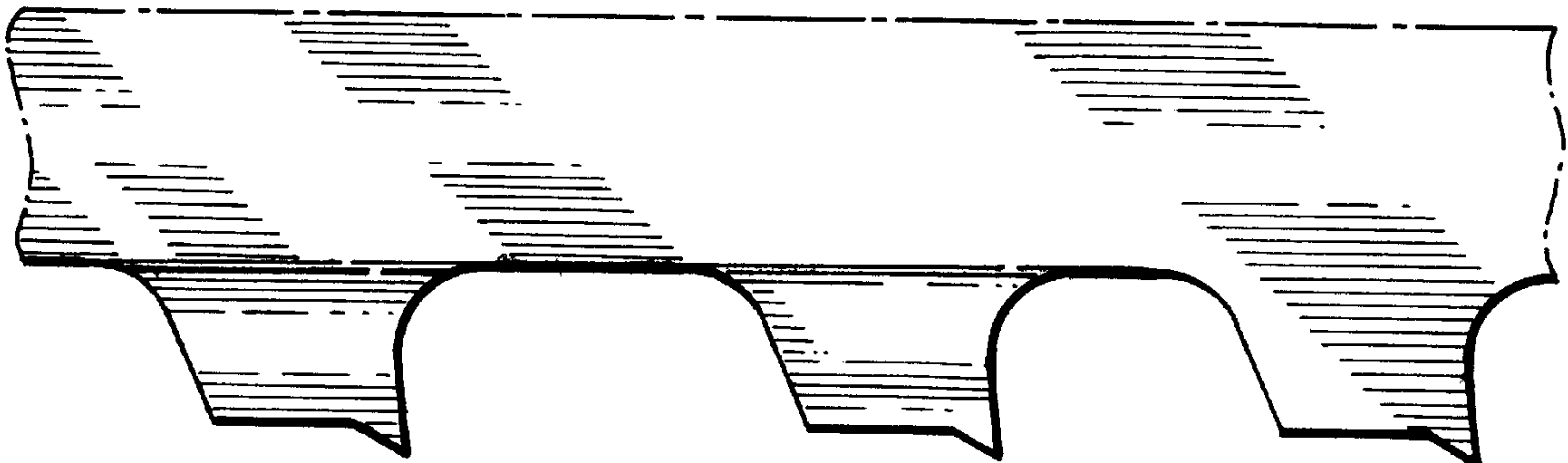
DESCRIPTION

FIG. 1 is a side view of a band saw blade showing a portion of the repeating pattern of the new design; and, FIG. 2 is a top view of the band saw blade thereof.

A view of an opposite side of the band saw blade portion would be identical to a mirror image of FIG. 1 except that shading on the two teeth having a set (the two left most teeth in FIG. 1) would be reversed.

The broken line showing is for illustrative purposes only and forms no part of the claimed design.

1 Claim, 1 Drawing Sheet



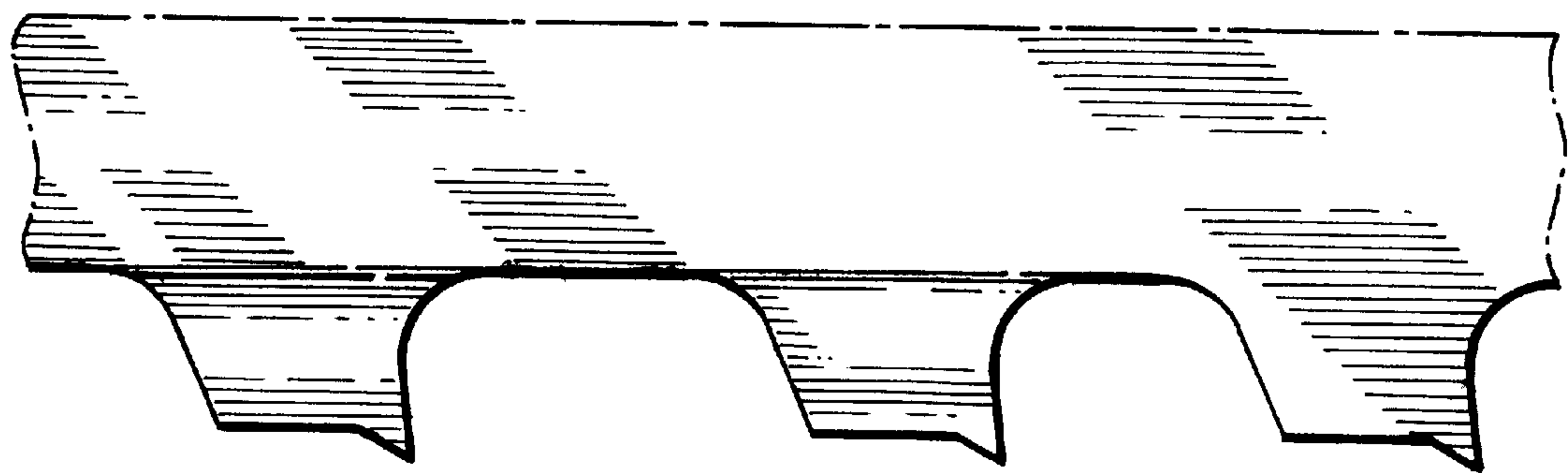


FIG. 1




FIG. 2