



US00D438535S

(12) **United States Design Patent**
Brockhume

(10) **Patent No.:** **US D438,535 S**

(45) **Date of Patent:** **** Mar. 6, 2001**

(54) **TELEPHONE RECEIVER SHIELD**

(76) **Inventor:** **Richard Brockhume**, 3595 S. Country Club Blvd., Boca Raton, FL (US) 33487

1,578,165 * 3/1926 Mullen 379/452
3,001,033 * 9/1961 Rosenblum 379/452
3,148,249 * 9/1964 King 379/452
5,136,640 * 8/1992 Kim 379/452

(**) **Term:** **14 Years**

OTHER PUBLICATIONS

(21) **Appl. No.:** **29/122,910**

“No danger” telephone shield, provided by applicant, prior to May 5, 2000.*

(22) **Filed:** **May 5, 2000**

* cited by examiner

(51) **LOC (7) Cl.** **14-03**

Primary Examiner—Jeffrey Asch

(52) **U.S. Cl.** **D14/250**

(74) *Attorney, Agent, or Firm*—Oltman, Flynn & Kubler

(58) **Field of Search** D14/250, 249,
D14/205, 206, 219, 222, 223, 140, 240,
138; 379/433, 447, 451, 452, 437, 439,
441, 442; 455/90

(57) **CLAIM**

The ornamental design for a telephone receiver shield, as shown and described.

(56) **References Cited**

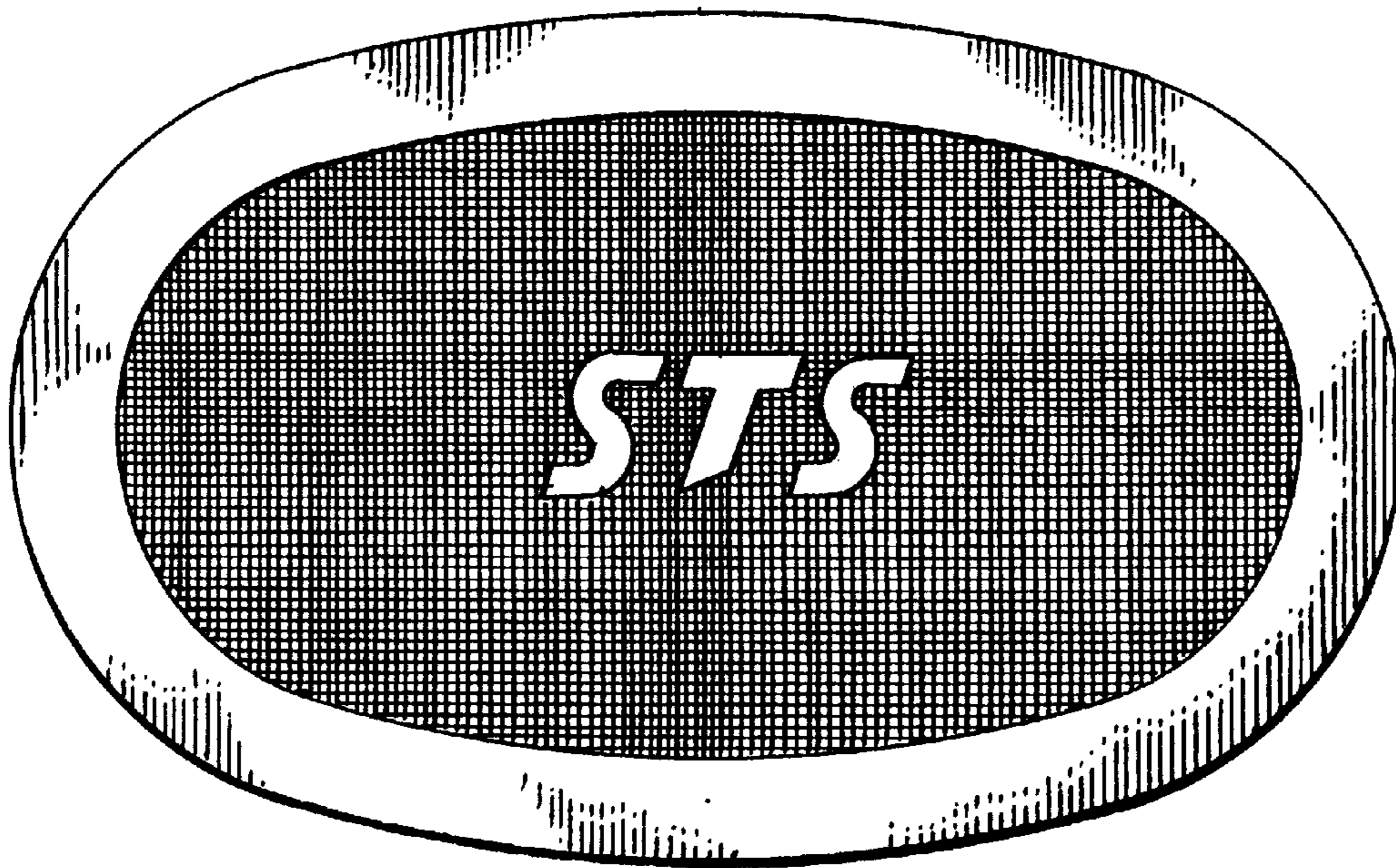
DESCRIPTION

U.S. PATENT DOCUMENTS

D. 185,520 * 6/1959 Van Den Berg D14/249
D. 342,262 * 12/1993 Hester D14/250
D. 356,089 * 3/1995 Hedaya D14/219
D. 358,396 * 5/1995 Holbeck D14/250
D. 395,898 * 7/1998 Suzuki D14/249
553,633 * 1/1896 Weschoke 379/452
757,850 * 4/1904 Thompson 379/452
961,369 * 6/1910 Peck 379/452
1,140,996 * 5/1915 Miller 379/452
1,347,710 * 7/1920 Potter 379/452

FIG. 1 is a front plan view of my telephone receiver shield showing my new design;
FIG. 2 is a first side plan view thereof, the opposite side plan view being identical thereto;
FIG. 3 is a top plan view thereof;
FIG. 4 is a rear plan view thereof;
FIG. 5 is a second side plan view thereof; and,
FIG. 6 is a bottom plan view thereof.

1 Claim, 1 Drawing Sheet






FIG. 1



FIG. 2




FIG. 3




FIG. 4



FIG. 5




FIG. 6