



US00D438523S

(12) **United States Design Patent**
Lytel

(10) **Patent No.:** **US D438,523 S**

(45) **Date of Patent:** **** Mar. 6, 2001**

(54) **TELEPHONE ANSWERING MACHINE**

(75) **Inventor:** **Ronald L. Lytel, New York, NY (US)**

(73) **Assignees:** **Sony Corporation, Tokyo (JP); Sony Electronics Inc., Park Ridge, NJ (US)**

(**) **Term:** **14 Years**

(21) **Appl. No.:** **29/115,222**

(22) **Filed:** **Dec. 9, 1999**

(51) **LOC (7) Cl.** **14-01**

(52) **U.S. Cl.** **D14/141**

(58) **Field of Search** D14/140, 141,
D14/142, 137, 155, 159, 167, 171, 240,
243, 210, 214; D10/15, 40, 2; 379/70, 88.07,
419, 420, 88.11, 67.1-69, 85, 428, 440,
88.22, 441, 442; D20/10

(56) **References Cited**

U.S. PATENT DOCUMENTS

- D. 210,382 * 3/1968 Lane D14/210
- D. 246,158 * 10/1977 Durco, Jr. D10/15
- D. 253,700 * 12/1979 Gillum D14/214
- D. 304,453 * 11/1989 Matsushima D10/15 X
- D. 311,141 * 10/1990 Murata D10/15
- D. 318,622 * 7/1991 Wada D10/15
- D. 321,348 * 11/1991 Harden et al. D14/141
- D. 344,101 * 2/1994 DeRaffele et al. D20/10

- D. 344,944 * 3/1994 Fontana D14/141
- D. 348,842 * 7/1994 Olivadoti D10/15
- D. 376,600 * 12/1996 Vallilee et al. D14/240
- D. 382,302 * 8/1997 Grinbaum D20/10
- D. 398,929 * 9/1998 Chu D14/214
- D. 417,215 * 11/1999 Kokkinis D14/171
- 4,924,964 * 5/1990 Olsen D14/210 X

OTHER PUBLICATIONS

Hello Direct Spring 1997 catalog, p. 50, bottom right item 3862B.*

* cited by examiner

Primary Examiner—Jeffrey Asch

(74) *Attorney, Agent, or Firm*—Jay H. Maioli


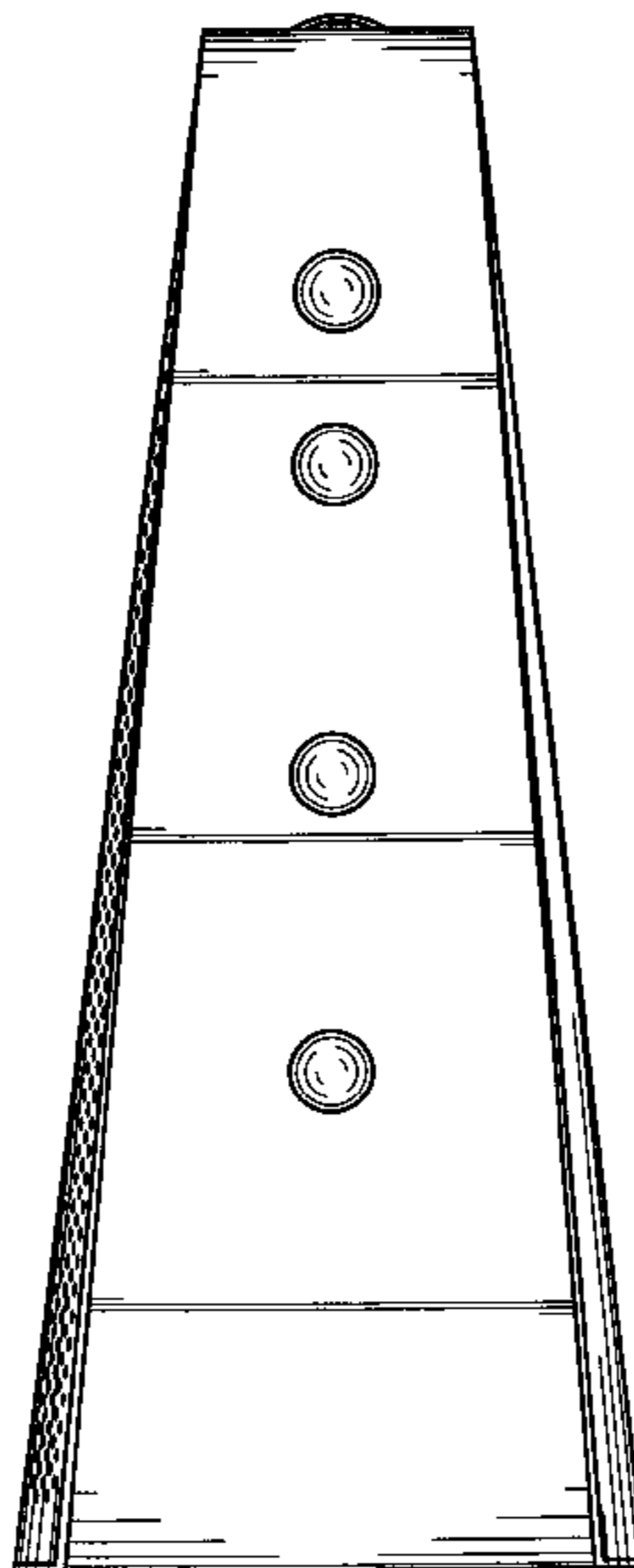
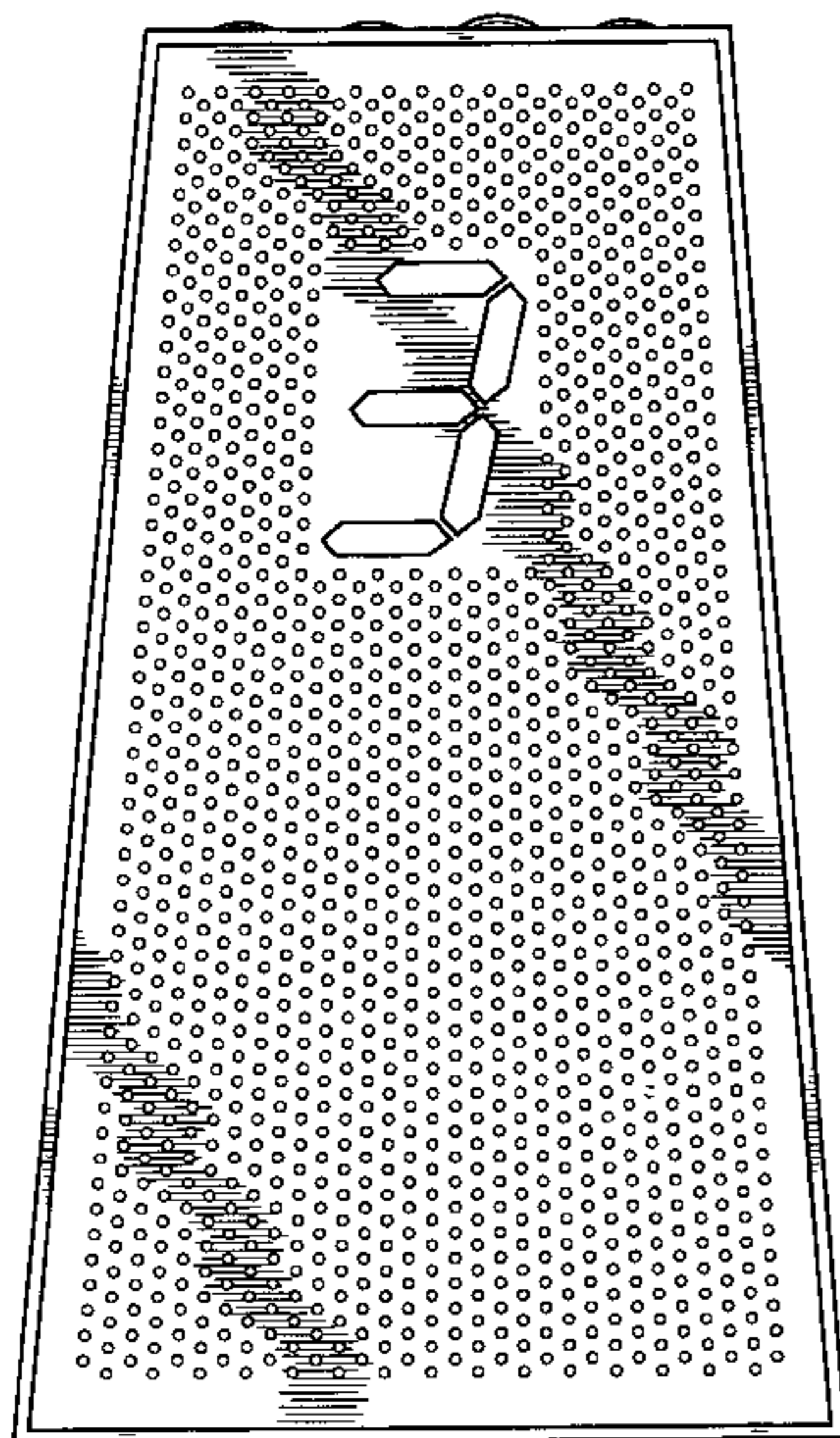
(57) **CLAIM**

The ornamental design for a telephone answering machine, as shown and described.

DESCRIPTION

FIG. 1 is a front elevational view of telephone answering machine, showing my new design;
FIG. 2 is a rear elevational view thereof;
FIG. 3 is a right-side elevational view thereof;
FIG. 4 is a left-side elevational view thereof; and,
FIG. 5 is a top plan view thereof, the bottom thereof not being a part of the claimed design.

1 Claim, 5 Drawing Sheets



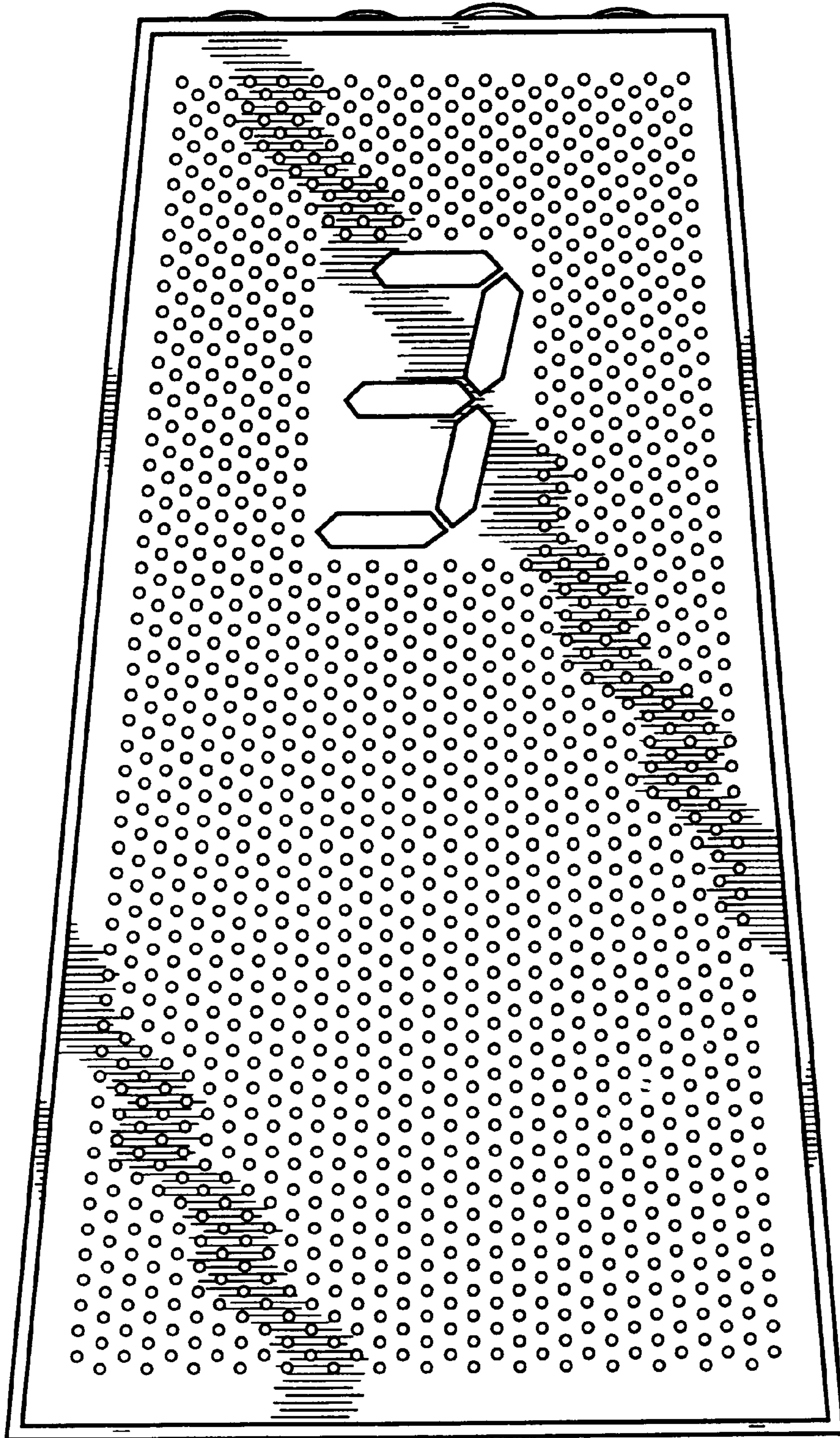


FIG. 1

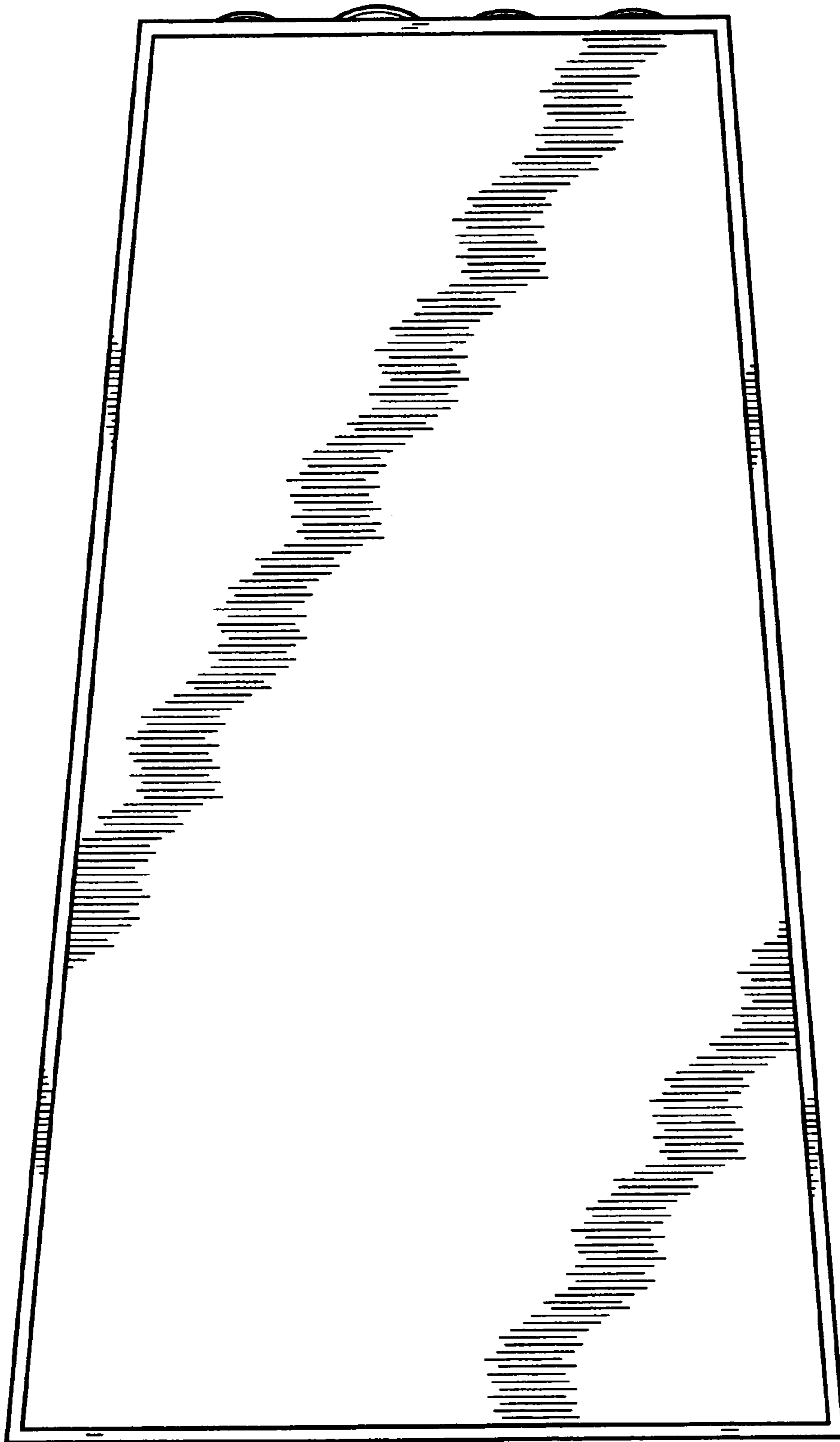


FIG. 2

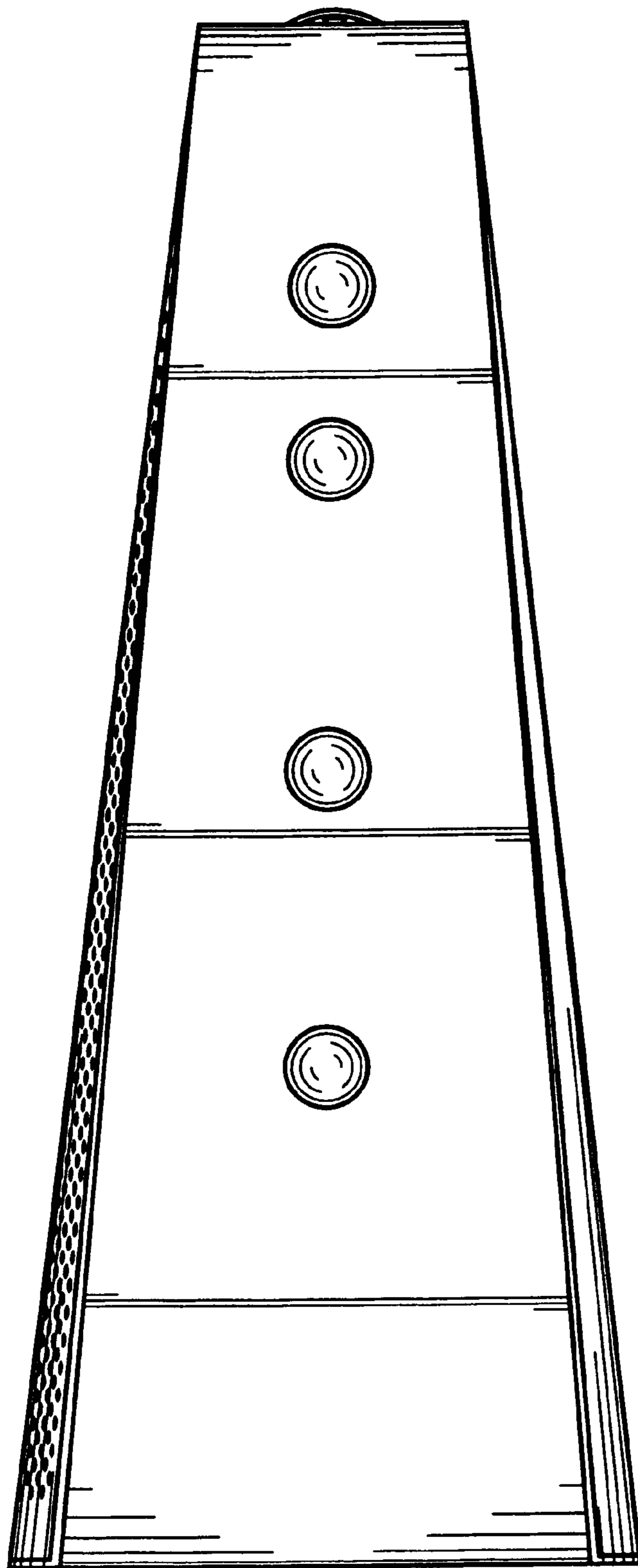


FIG. 3

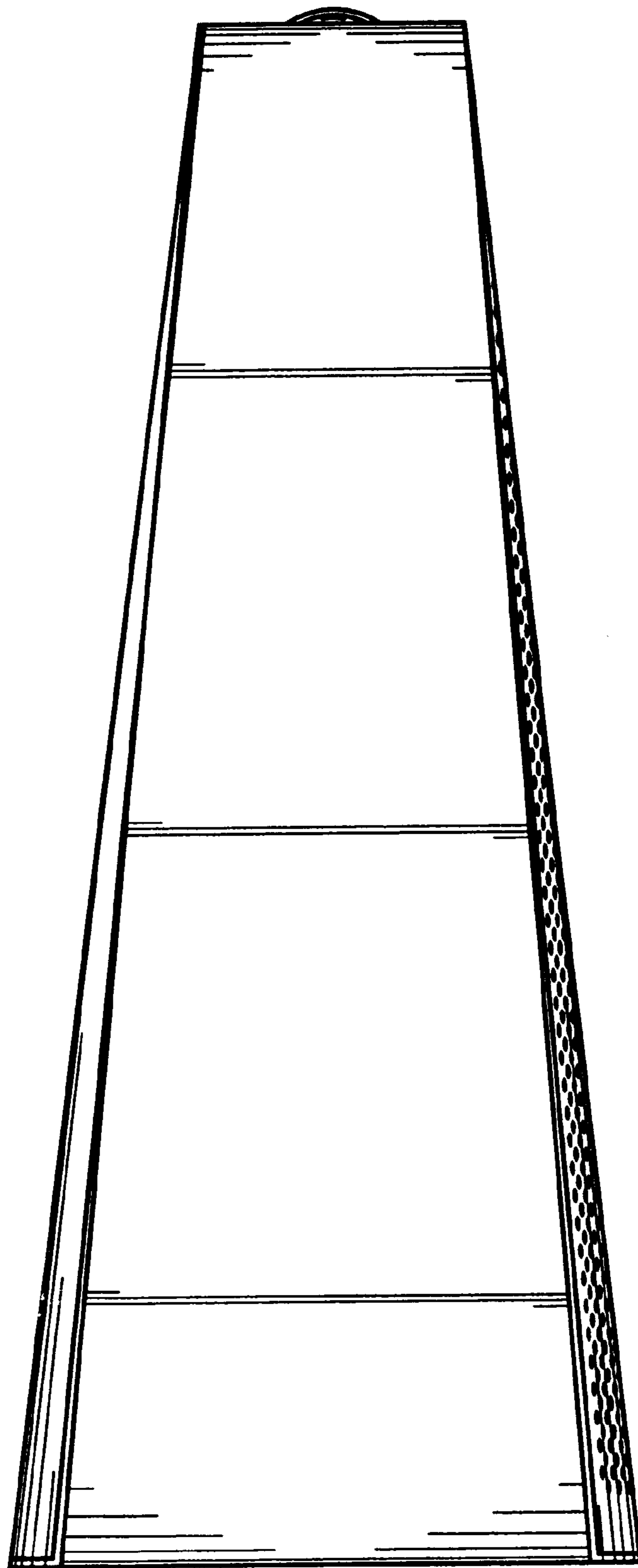


FIG. 4




FIG. 5