

US00D438481S

(12) **United States Design Patent** (10) **Patent No.:** **US D438,481 S**
Green (45) **Date of Patent:** **** Mar. 6, 2001**

(54) **WATCH FACE**

(76) Inventor: **William J. Green**, 518 Rhode Island Ave., Cherry Hill, NJ (US) 08002

(**) Term: **14 Years**

(21) Appl. No.: **29/098,055**

(22) Filed: **Dec. 21, 1998**

(51) **LOC (7) Cl.** **10-03**

(52) **U.S. Cl.** **D10/123**

(58) **Field of Search** D10/122-126,
D10/1-40; 368/10, 223, 232, 237-8; 84/322-329

(56) **References Cited**

U.S. PATENT DOCUMENTS

D. 198,330	*	6/1964	McLeod	D10/17
D. 328,719	*	8/1992	Kaneko	D10/126
4,395,932	*	8/1983	Mills	84/322
4,890,531	*	1/1990	Tischer	84/329
4,993,302	*	2/1991	Jonathan	84/322
5,796,021	*	8/1998	Longshore	84/329

* cited by examiner

Primary Examiner—Nelson C. Holtje

(74) *Attorney, Agent, or Firm*—Stuart E. Beck

(57) **CLAIM**

The ornamental design for a watch face, substantially as shown and described.

DESCRIPTION

FIG. 1 is a top plan view of the watch face showing the ornamental design which is in the form of a guitar pick. The watch dial, case, numerals and hands and are in broken lines to show the environment of the invention, but form no part of it.

FIG. 2 is a bottom plan view in broken lines of a watch case in which the ornamental design is placed. The watch case is in broken lines to show the environment of the invention, but form no part of it.

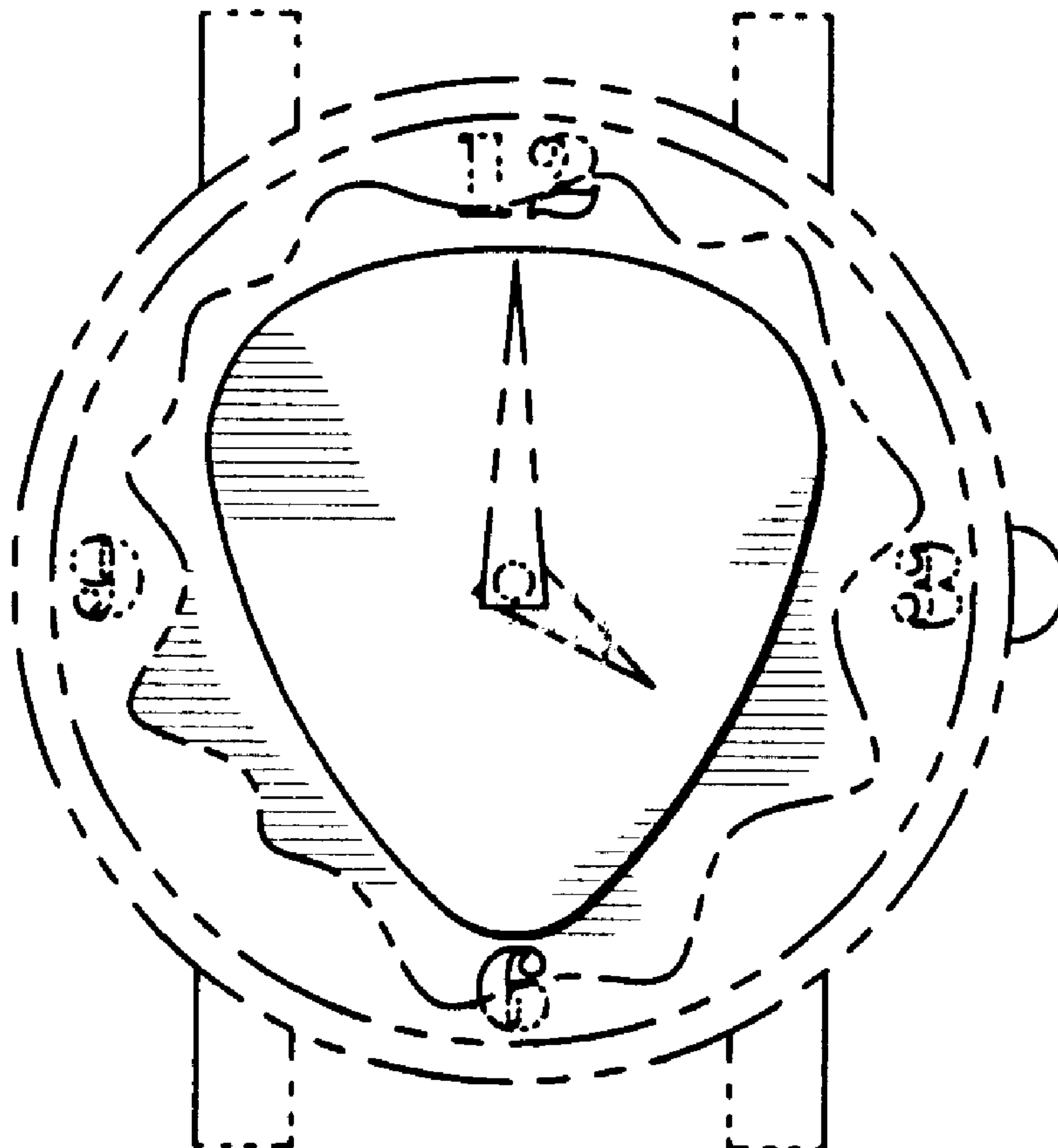
FIG. 3 is a side view in broken lines of a watch case in which the ornamental design is placed. The watch case is in broken lines to show the environment of the invention, but form no part of it.

FIG. 4 is a view similar to FIG. 3 but showing the opposite side of the watch case.

FIG. 5 is a front view in broken lines of a watch case in which the ornamental design is placed. The watch case is in broken lines to show the environment of the invention, but form no part of it; and,

FIG. 6 is a view similar to FIG. 5 but showing the opposite side of the watch case.

1 Claim, 1 Drawing Sheet



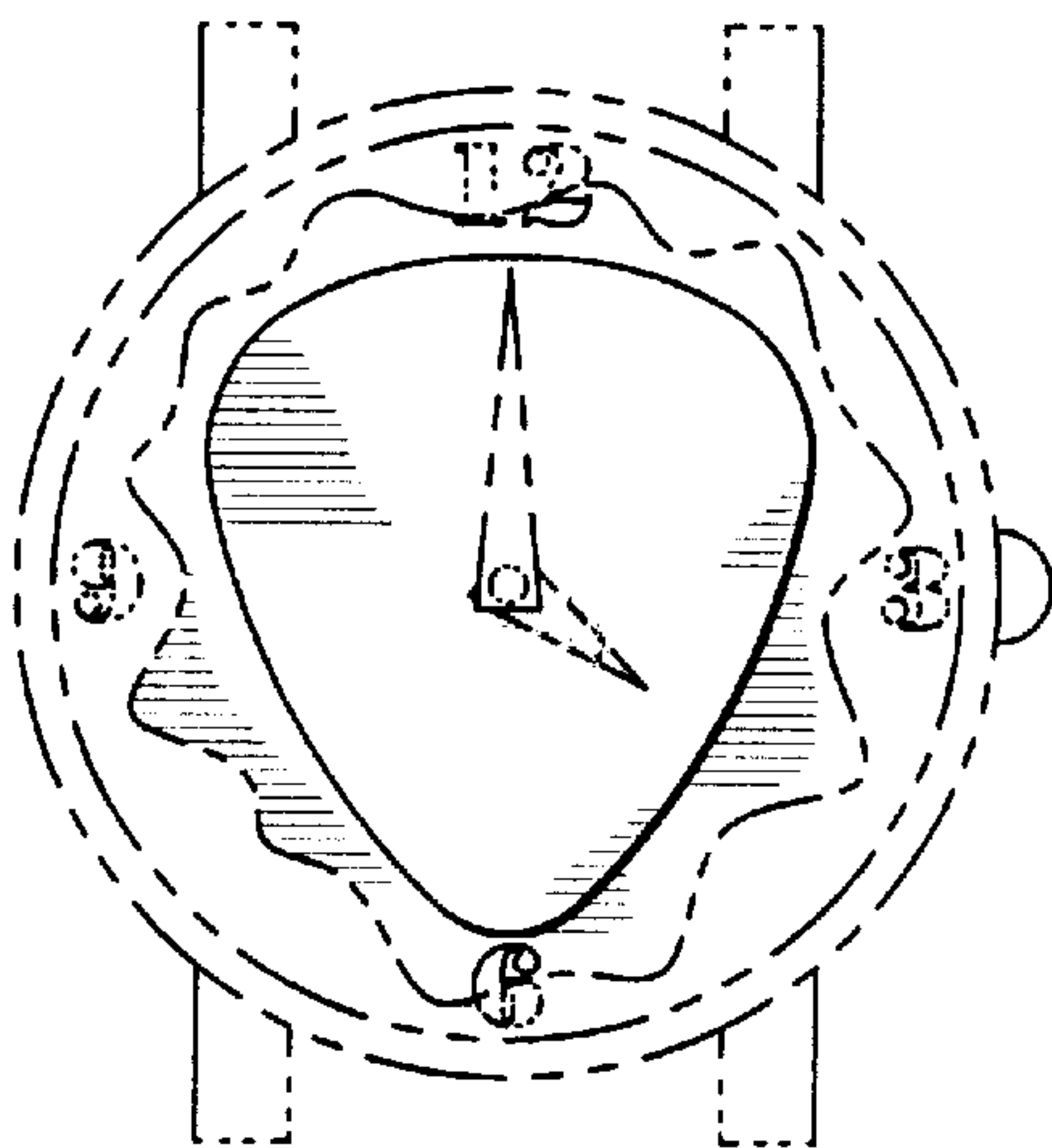


FIG. 1

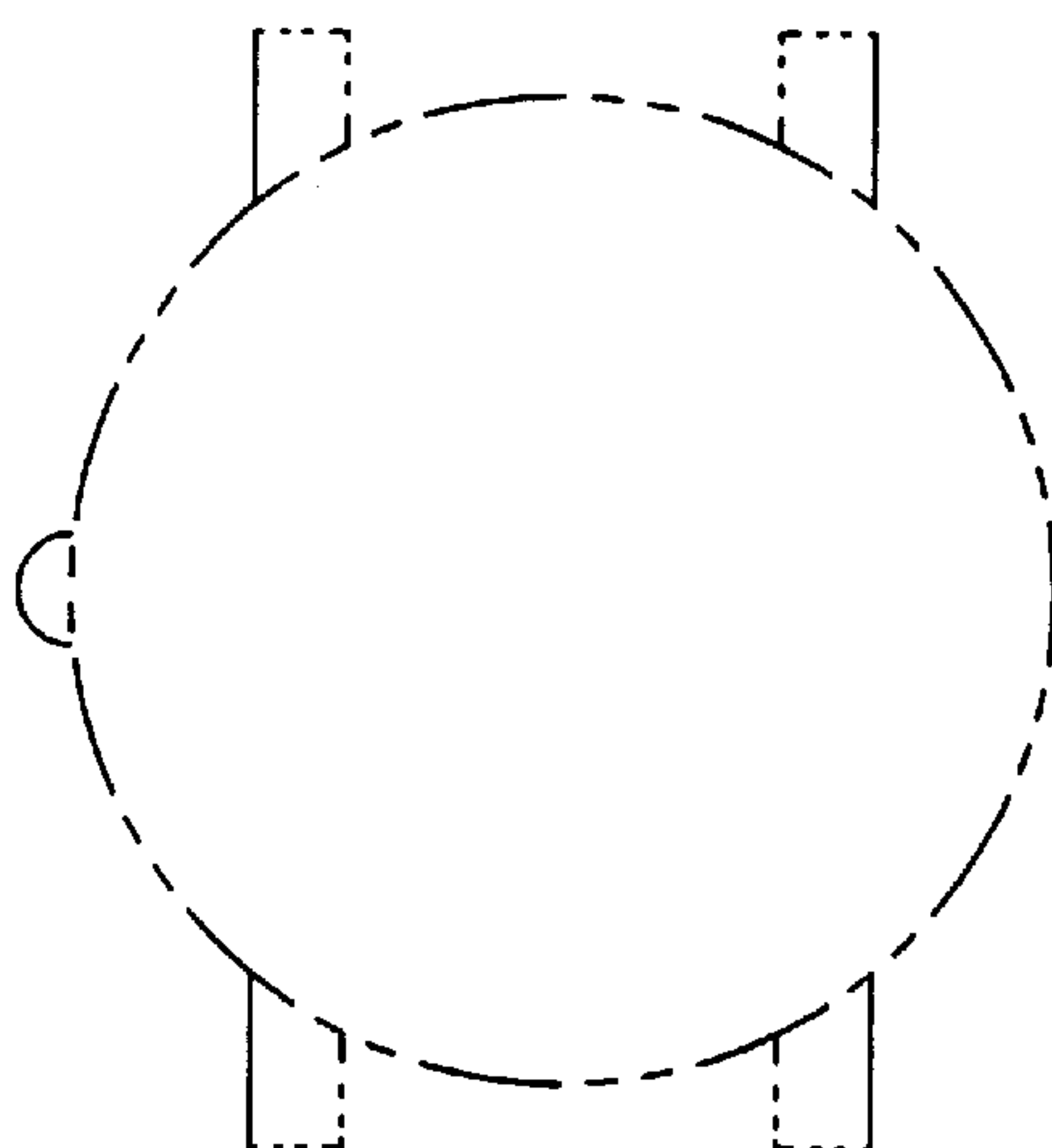


FIG. 2



FIG. 3

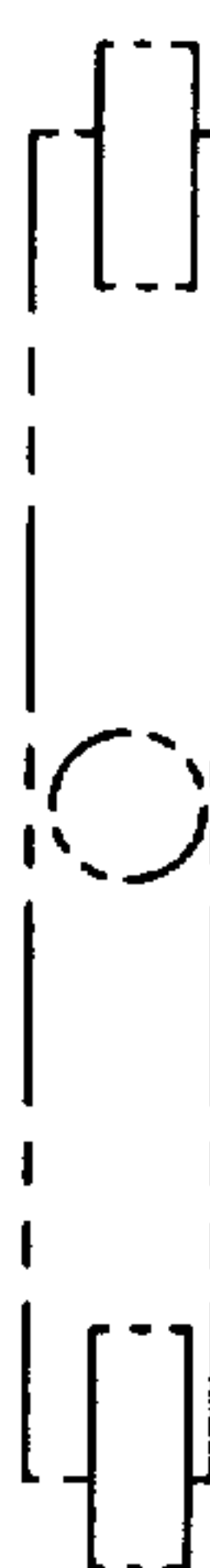


FIG. 4




FIG. 5




FIG. 6