



US00D438473S

(12) **United States Design Patent**
Dumas

(10) **Patent No.:** **US D438,473 S**

(45) **Date of Patent:** **** Mar. 6, 2001**

(54) **WRISTWATCH**

(75) Inventor: **Jean-Louis Dumas**, Paris (FR)

(73) Assignee: **La Montre Hermes**, Brugg (CH)

(**) Term: **14 Years**

(21) Appl. No.: **29/106,859**

(22) Filed: **Jun. 24, 1999**

(51) **LOC (7) Cl.** **10-02**

(52) **U.S. Cl.** **D10/39**

(58) **Field of Search** D10/1-40, 122-132;
368/280-282, 276-277, 285

(56) **References Cited**

U.S. PATENT DOCUMENTS

D. 368,229 * 3/1996 Crocco D10/30

D. 389,751 * 1/1998 Wunderman D10/32

OTHER PUBLICATIONS

Swiss Watch&Jewelry Journal—Jun. 1987—p. 761—watch
at top-right.*

Swiss Watch&Jewelry Journal—Jun. 1982—p. 657—
watches.*

Hong Kong Enterprise—Oct. 1990—p. 107—watch705B,
2nd from right.*

* cited by examiner

Primary Examiner—Nelson C. Holtje

(74) *Attorney, Agent, or Firm*—Young & Thompson

(57) **CLAIM**

The ornamental design for a wristwatch, as shown.

DESCRIPTION

FIG. 1 is a top plan view of a wristwatch showing my new
design;

FIG. 2 is a view thereof from the left of FIG. 1;

FIG. 3 is a view thereof from the right of FIG. 1;

FIG. 4 is a view thereof from the top of FIG. 1;

FIG. 5 is a view thereof from the bottom of FIG. 1; and,

FIG. 6 is a view thereof from the side opposite that shown
in FIG. 1.

1 Claim, 2 Drawing Sheets





FIG. 1




FIG. 4




FIG. 5




FIG. 2




FIG. 3




FIG. 6