



US00D438466S

(12) **United States Design Patent**
Fletcher et al.

(10) **Patent No.:** **US D438,466 S**

(45) **Date of Patent:** **** Mar. 6, 2001**

(54) **FOIL PAN PACKAGING**

(75) Inventors: **Carl R. Fletcher**, Kildeer; **Norton Sarnoff**, Northbrook, both of IL (US)

(73) Assignee: **Handi-Foil Corporation**, Wheeling, IL (US)

(**) Term: **14 Years**

(21) Appl. No.: **29/126,613**

(22) Filed: **Jul. 26, 1999**

Related U.S. Application Data

(63) Continuation-in-part of application No. 29/081,777, filed on Jan. 9, 1998, now Pat. No. Des. 417,149.

(51) **LOC (7) Cl.** **09-03**

(52) **U.S. Cl.** **D9/429; D9/415**

(58) **Field of Search** D9/428, 429, 431, D9/415, 418, 425; D7/600, 610, 361, 384; 206/499, 508, 461-471, 806, 557; 220/573.1, 573.3, 573.4, 574, 575, 556; 229/406, 407, 4.5, 938; 426/106, 110, 118, 119, 128, 391, 394, 496, 653

(56) **References Cited**

U.S. PATENT DOCUMENTS

D. 195,602 7/1963 Bostrom D9/341

D. 218,555	9/1970	Smith	D9/429
D. 223,144	3/1972	Bloch	229/407 X
D. 226,837	5/1973	Cody	D9/429
D. 391,479	3/1998	Poitras	D9/429
3,104,776	9/1963	Bostrom	229/407
3,303,964	2/1967	Luker	206/508 X
3,545,645	12/1970	Smith	220/573.1
4,061,241	12/1977	Retelny	206/508 X
5,441,166	8/1995	Lucas, Jr. et al.	D9/429 X

Primary Examiner—Prabhakar Deshmukh

(57) **CLAIM**

The ornamental design for foil pan packaging, as shown.

DESCRIPTION

FIG. 1 is a top plan view of the foil pan packaging of the invention;

FIG. 2 is a side elevational view of the foil pan packaging of FIG. 1;

FIG. 3 is a top plan view of a second embodiment of the foil pan packaging of the invention;

FIG. 4 is a side elevational view of the foil pan packaging of FIG. 3;

FIG. 5 is a top plan view of a third embodiment of the foil pan packaging of the invention; and,

FIG. 6 is a side elevational view of the foil pan packaging of FIG. 5.

1 Claim, 3 Drawing Sheets

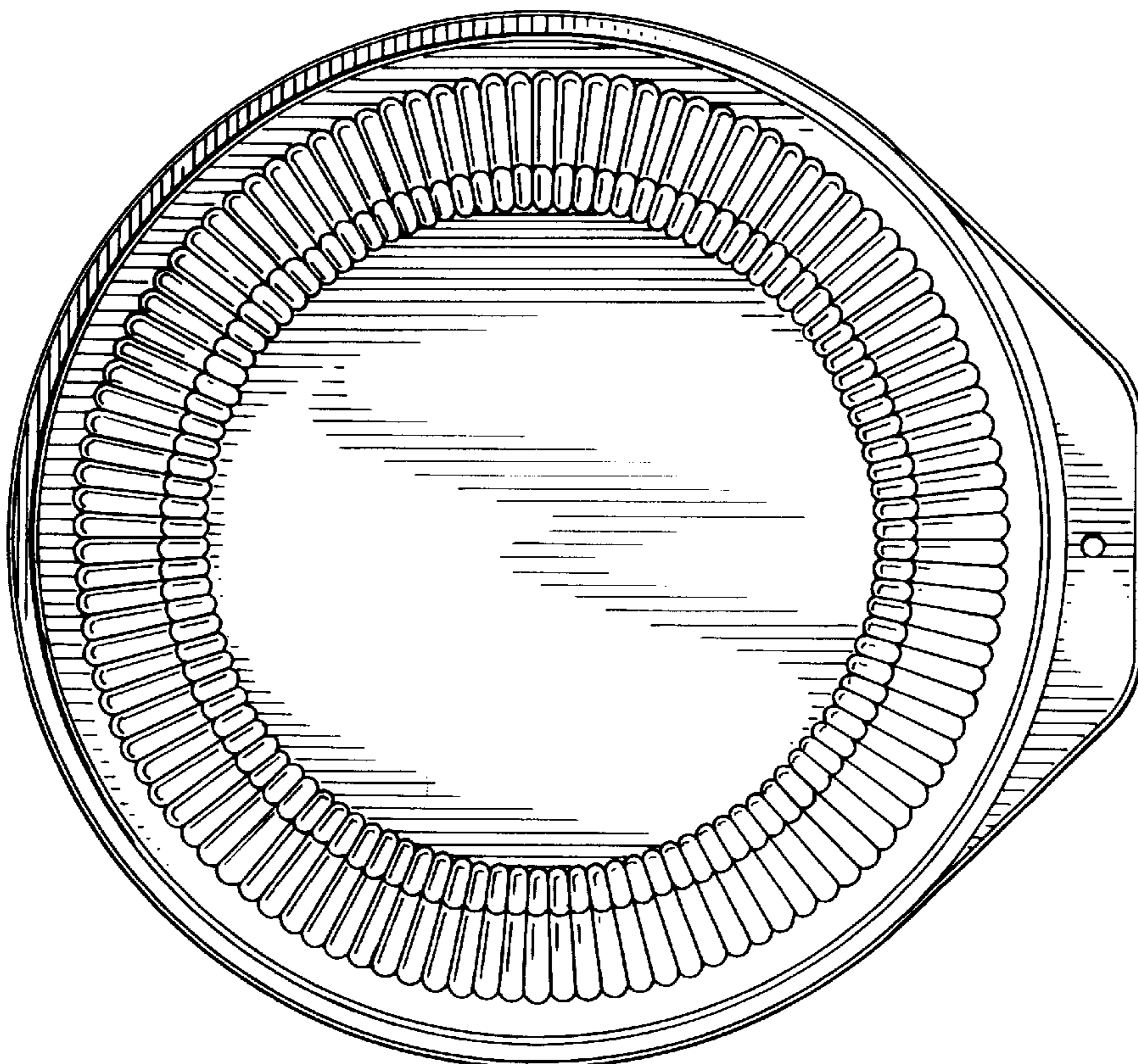


FIG. 1

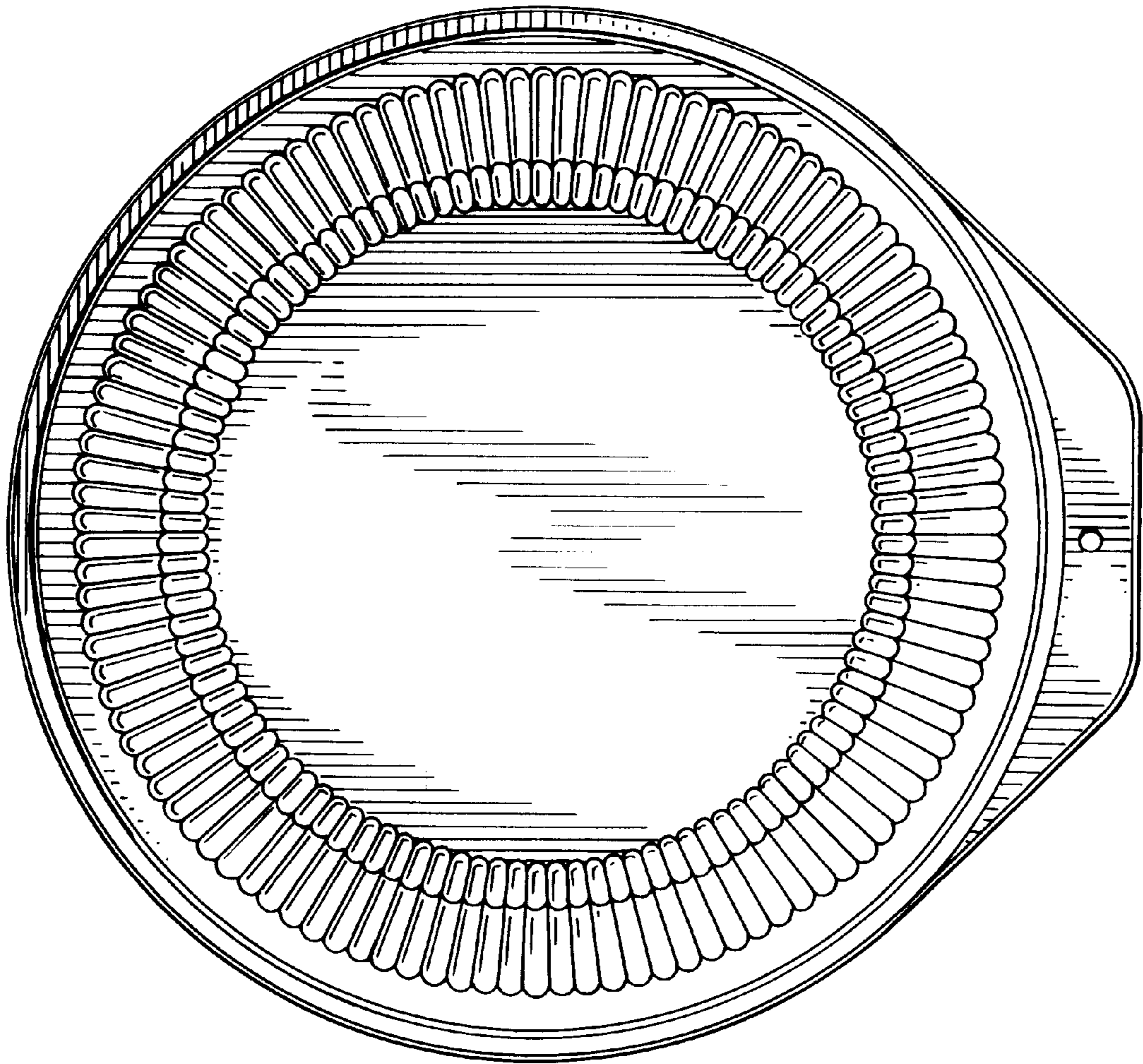


FIG. 2

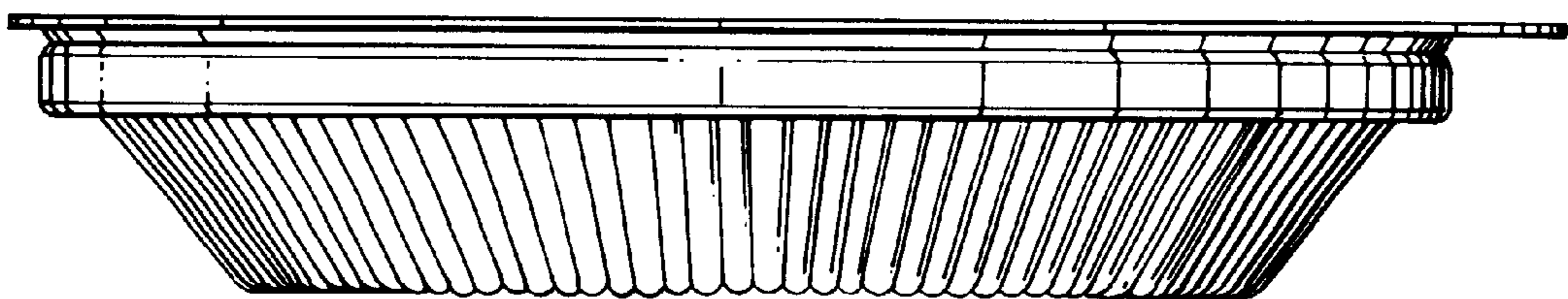


FIG. 3

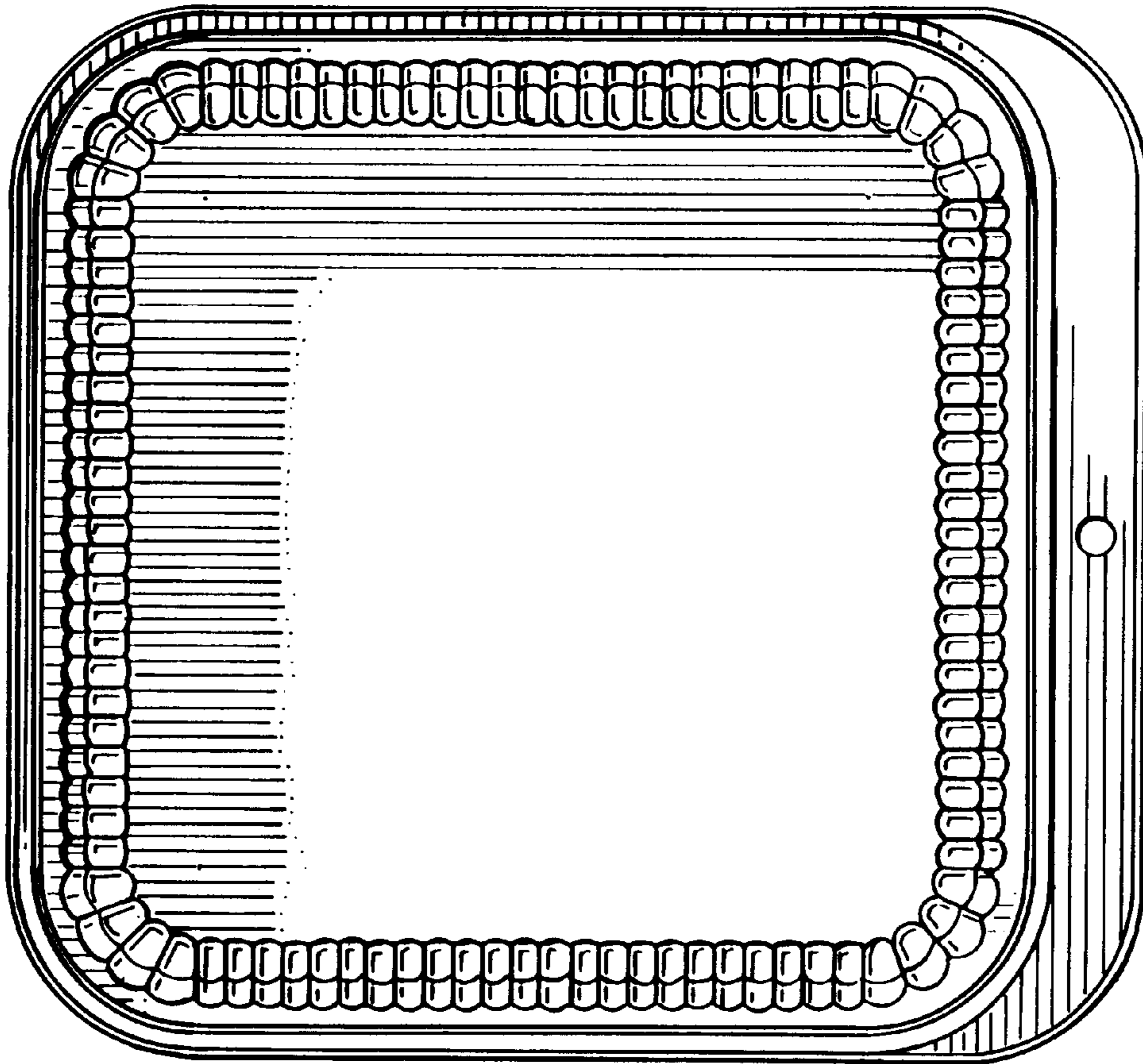


FIG. 4

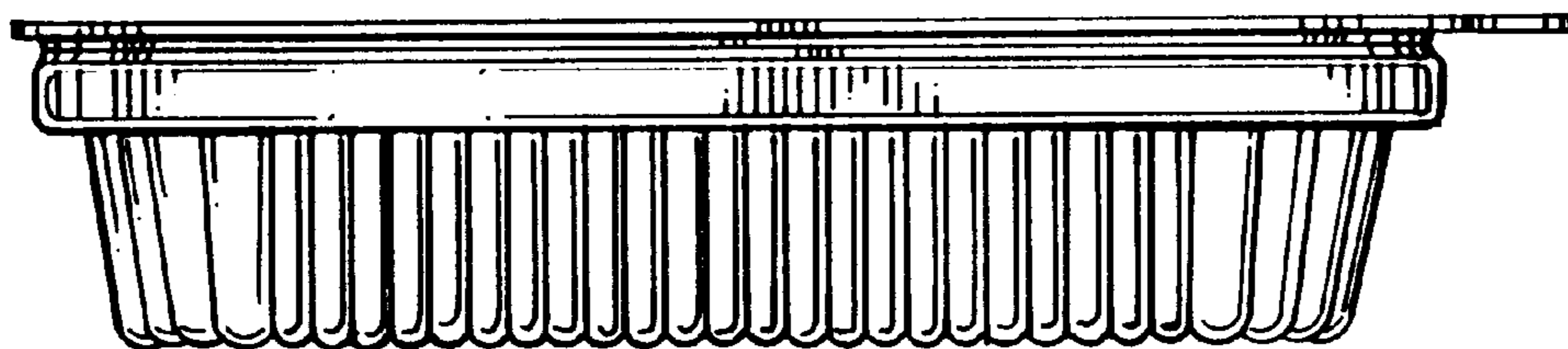


FIG. 5

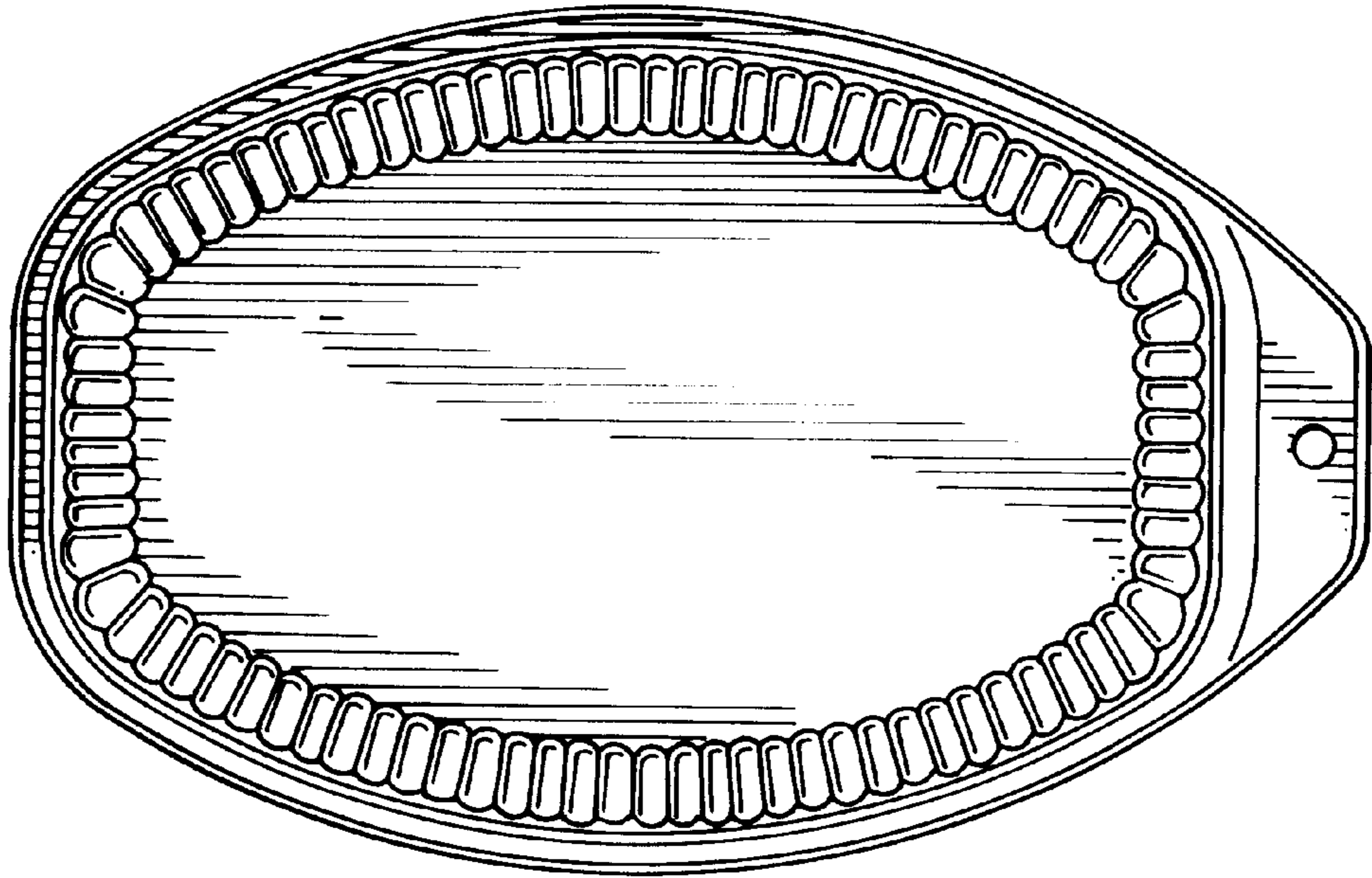


FIG. 6

