



US00D438446S

(12) **United States Design Patent**
Antonucci

(10) **Patent No.:** **US D438,446 S**

(45) **Date of Patent:** **** Mar. 6, 2001**

(54) **COMPRESSION LATCH**

(75) Inventor: **Jeffrey Antonucci**, Norton (GB)

(73) Assignee: **Southco, Inc.**, Concordville, PA (US)

(**) Term: **14 Years**

(21) Appl. No.: **29/106,914**

(22) Filed: **Jun. 23, 1999**

(51) **LOC (7) Cl.** **08-07**

(52) **U.S. Cl.** **D8/331**

(58) **Field of Search** D8/330, 331, 336,
D8/338, 339, 341, 342, 343, 356; 70/162,
431, 448, 449, 466; 292/57, 80, 89, 95,
121, 145, 175, DIG. 30

(56) **References Cited**

U.S. PATENT DOCUMENTS

D. 343,782	2/1994	Gromotka et al.	D8/331
D. 357,396	* 4/1995	Ziemer et al.	D8/331
D. 361,711	* 8/1995	Plumley	D8/356
D. 364,329	* 11/1995	Ziemer et al.	D8/331
D. 406,748	* 3/1999	Byrne	D8/356
3,841,674	10/1974	Bisbing et al.	292/175
4,230,351	10/1980	Bisbing	292/223
4,693,503	9/1987	Bisbing	292/210
4,880,261	11/1989	Bisbing	292/7

5,064,228	11/1991	Bisbing	292/54
5,267,762	12/1993	Gromotka	292/229
5,409,272	4/1995	McCormack	292/66
5,934,716	8/1999	Koveal et al	292/175

OTHER PUBLICATIONS

Southco Handbook 48NA—pp. F4–F5, and L6–L7.

* cited by examiner

Primary Examiner—Susan J. Lucas

Assistant Examiner—Jennifer Rivard

(74) *Attorney, Agent, or Firm*—Paul & Paul

(57) **CLAIM**

An ornamental design for a compression latch, as shown and described.

DESCRIPTION

FIG. 1 is a top, left side perspective view of a compression latch showing our new design;

FIG. 2 is a rear elevation view thereof;

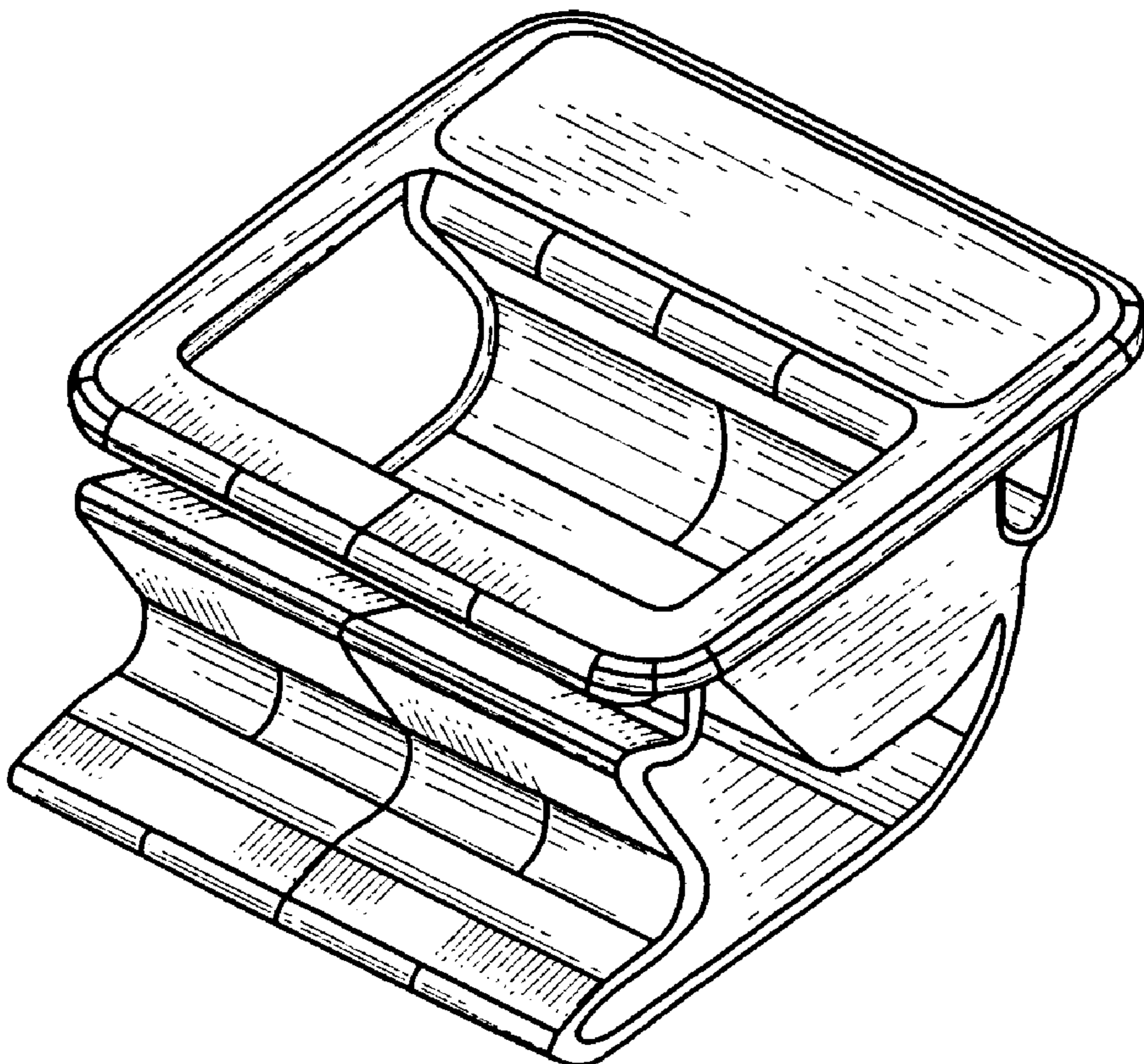
FIG. 3 is a top plan view thereof;

FIG. 4 is a left side elevation view thereof; the right side being a mirror image thereof;

FIG. 5 is a bottom plan view thereof; and,

FIG. 6 is a front elevation view thereof.

1 Claim, 2 Drawing Sheets



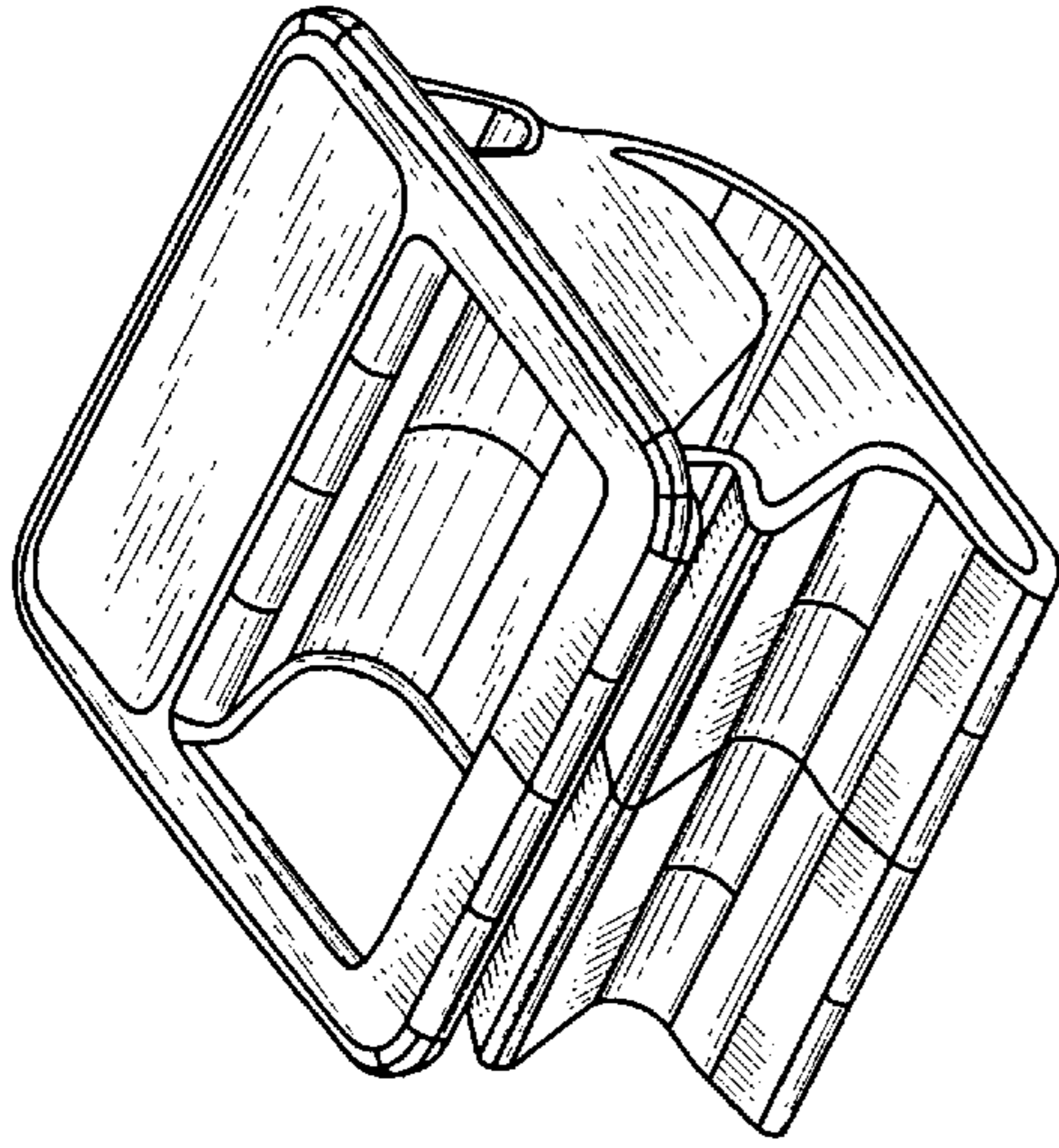


FIG. 1




FIG. 2

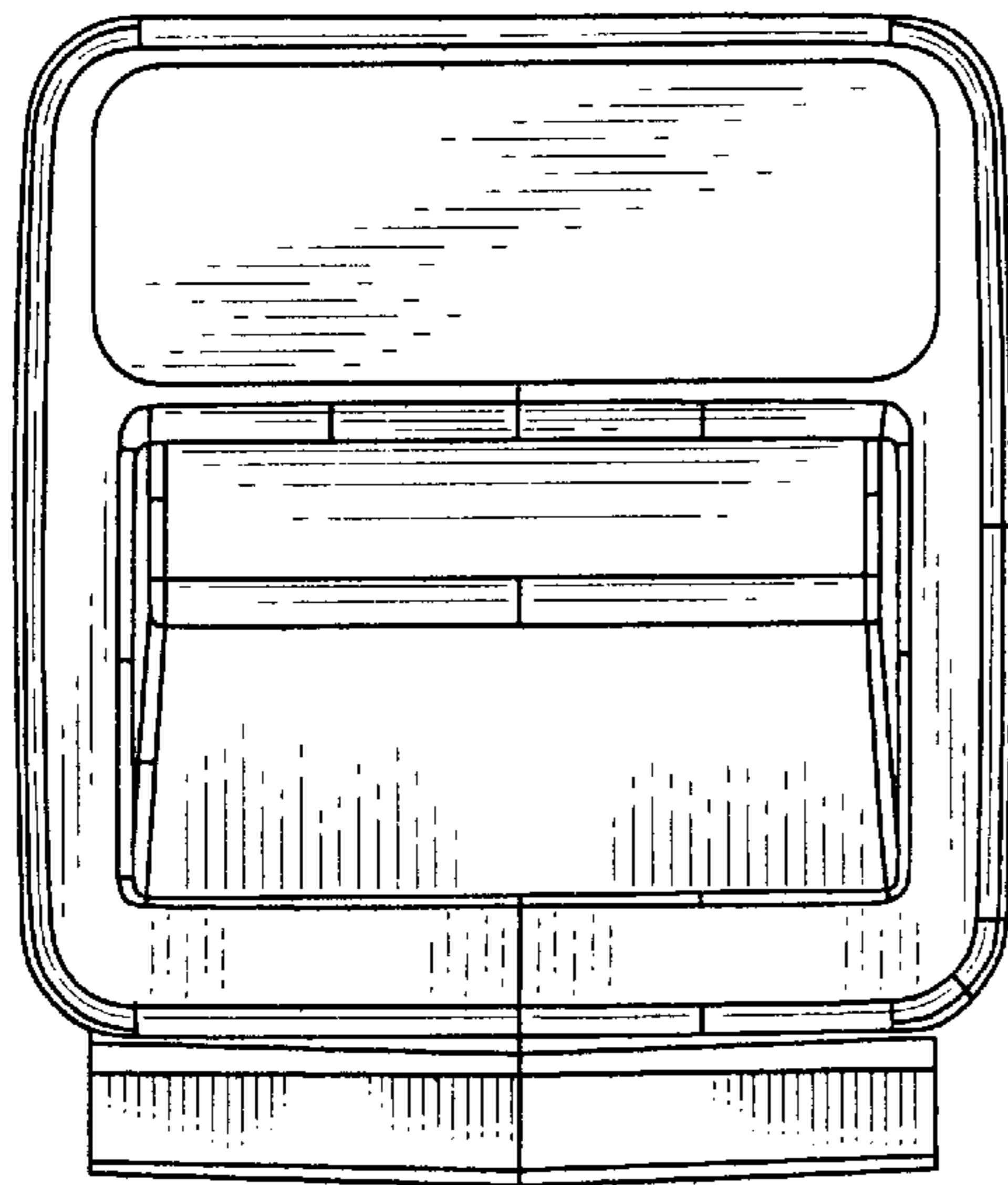


FIG. 3

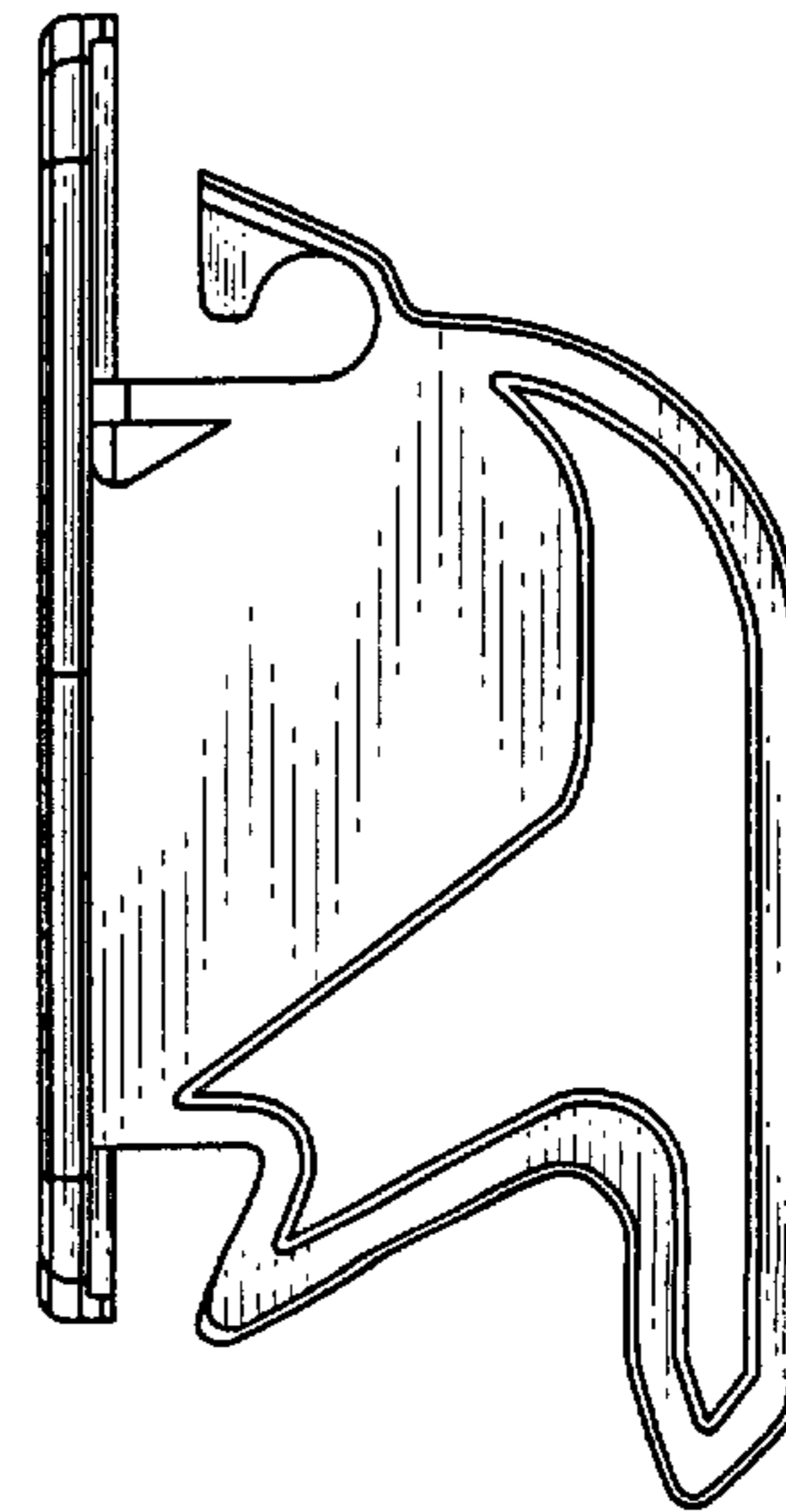


FIG. 4

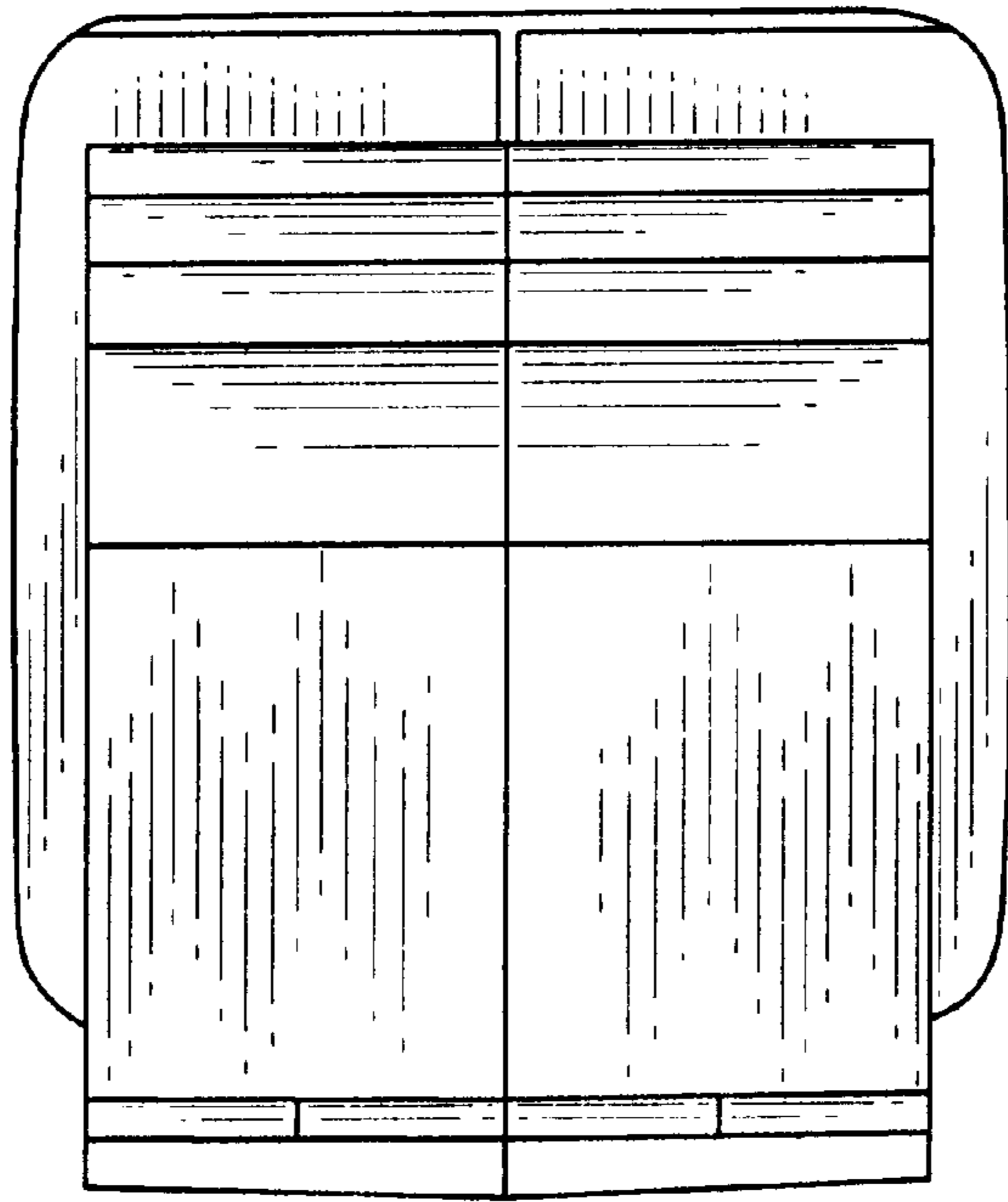


FIG. 5




FIG. 6