



US00D438445S

(12) **United States Design Patent**
Monts de Oca

(10) **Patent No.:** **US D438,445 S**

(45) **Date of Patent:** **** Mar. 6, 2001**

(54) **T-ASTRAGAL WITH FLIPLOCK FLUSHBOLT**

(76) **Inventor:** **Jerry L. Monts de Oca**, 8152
Shenandoah Run, Wesley Chapel, FL
(US) 33544

(**) **Term:** **14 Years**

(21) **Appl. No.:** **29/104,363**

(22) **Filed:** **May 4, 1999**

(51) **LOC (7) Cl.** **08-07**

(52) **U.S. Cl.** **D8/331; D8/339**

(58) **Field of Search** D8/330, 331, 339,
D8/341; 70/131; 292/42, 145, 147, 137,
DIG. 21, 335, 341.19

(56) **References Cited**

U.S. PATENT DOCUMENTS

3,001,244	9/1961	Kronquist .	
3,482,365	12/1969	Schmitt .	
3,649,060	* 3/1972	Ruff	292/42
5,216,856	6/1993	Schroeder .	
5,328,217	* 7/1994	Sanders	292/341.19
5,350,207	* 9/1994	Sanders	292/335
5,450,697	9/1995	Prucinsky et al. .	
5,873,204	2/1999	Gehn et al. .	

OTHER PUBLICATIONS

Draw Latch, Eberhard Hardware, Dec. 1986, p. 78.*

* cited by examiner

Primary Examiner—Susan J. Lucas

Assistant Examiner—Jennifer Rivard

(74) *Attorney, Agent, or Firm*—Larson & Larson, P.A.;
James E. Larson

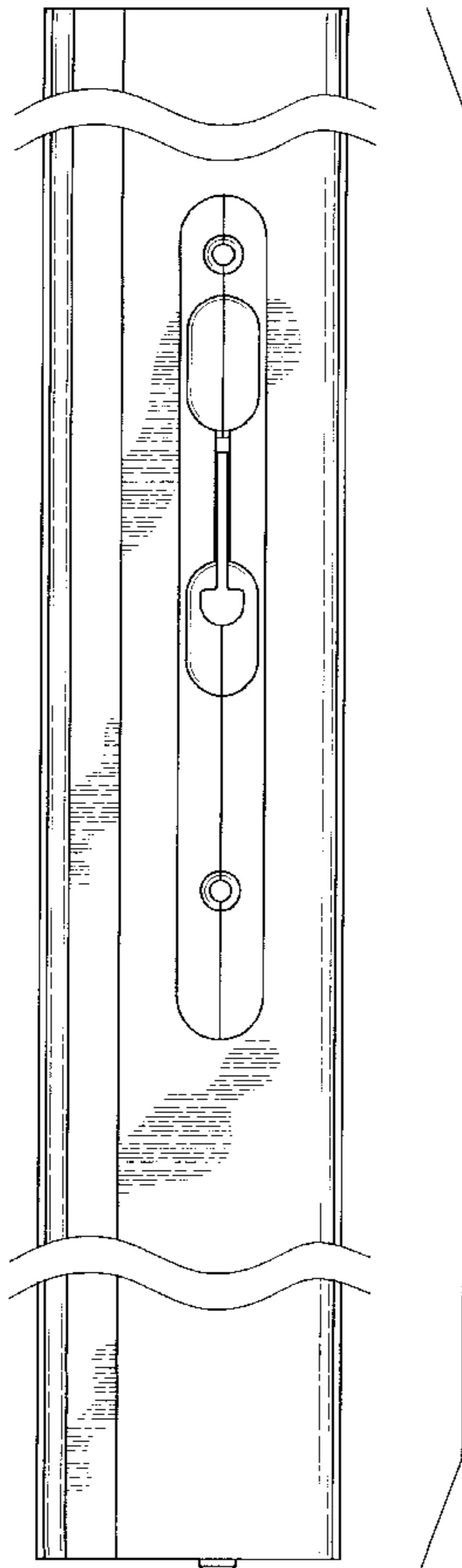
(57) **CLAIM**

The ornamental design for a T-Astragal with fliplock flush-bolt, as shown and described.

DESCRIPTION

FIG. 1 is a front elevational view of my T-Astragal with fliplock flushbolt showing my new design;
 FIG. 2 is a rear elevational view thereof;
 FIG. 3 is a top plan view thereof;
 FIG. 4 is a bottom plan view thereof;
 FIG. 5 is a left side elevational view thereof;
 FIG. 6 is a right side elevational view thereof; and,
 FIG. 7 is a front elevational view with the bolt extended.
 The bolt within the T-Astragal shown in FIG. 2 in phantom forms no part of this design.
 The claimed design is shown broken away to indicate indefinite length.

1 Claim, 3 Drawing Sheets



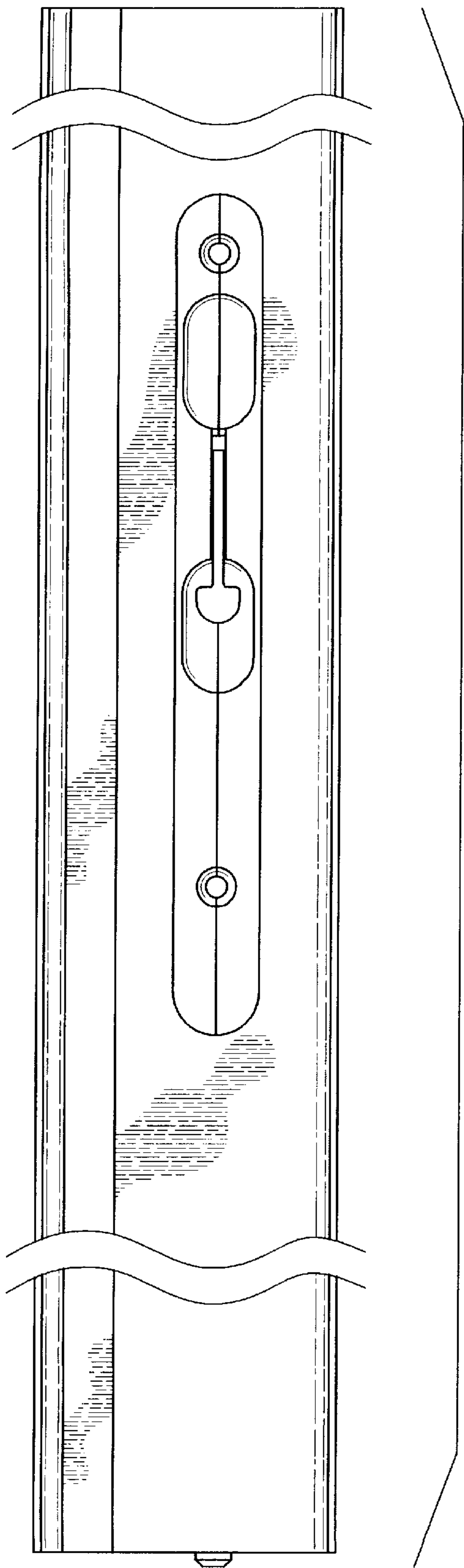


Fig. 1

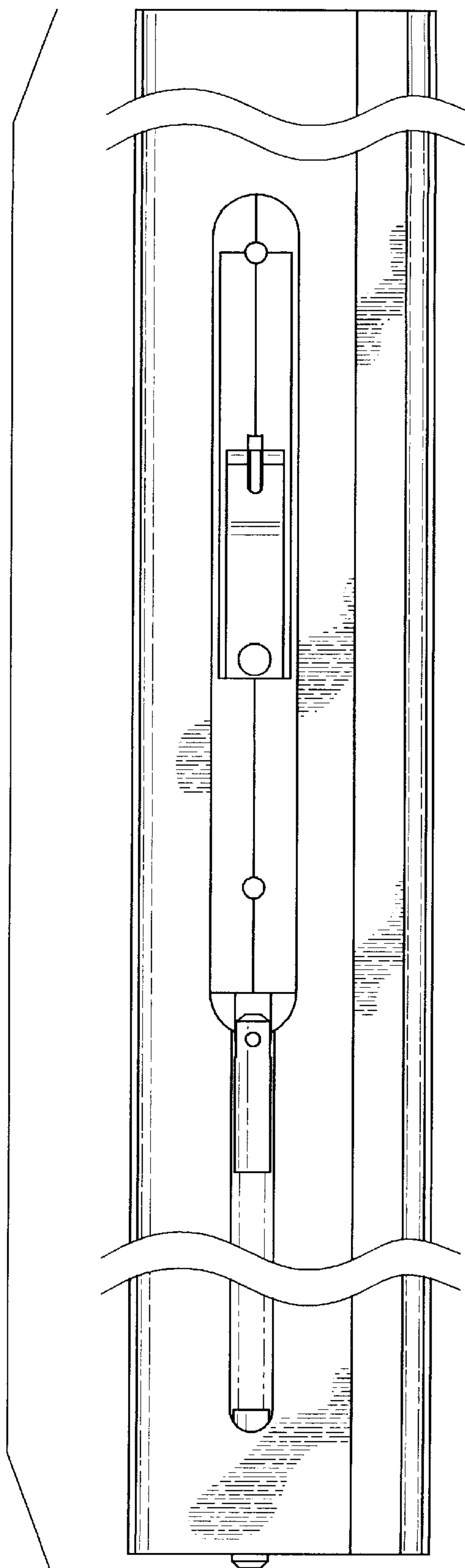


Fig. 2

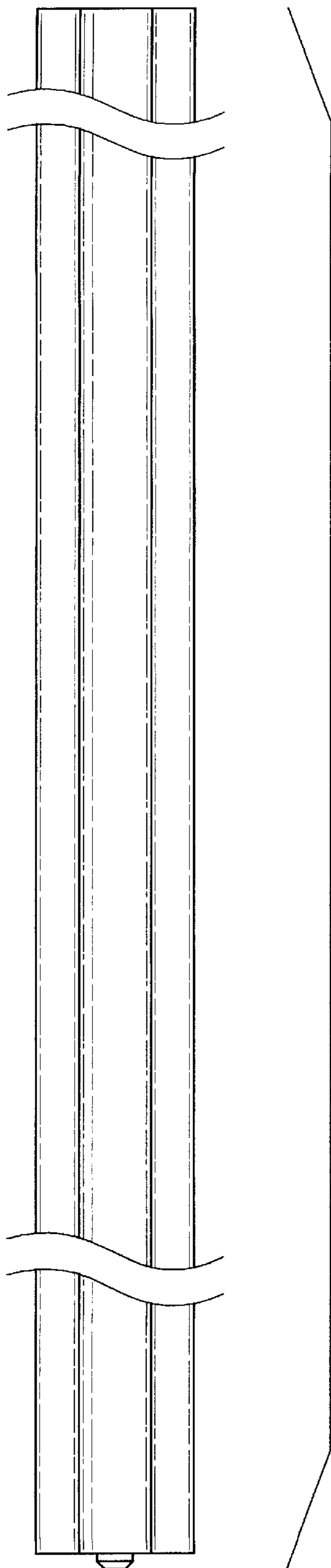


Fig. 3




Fig. 4

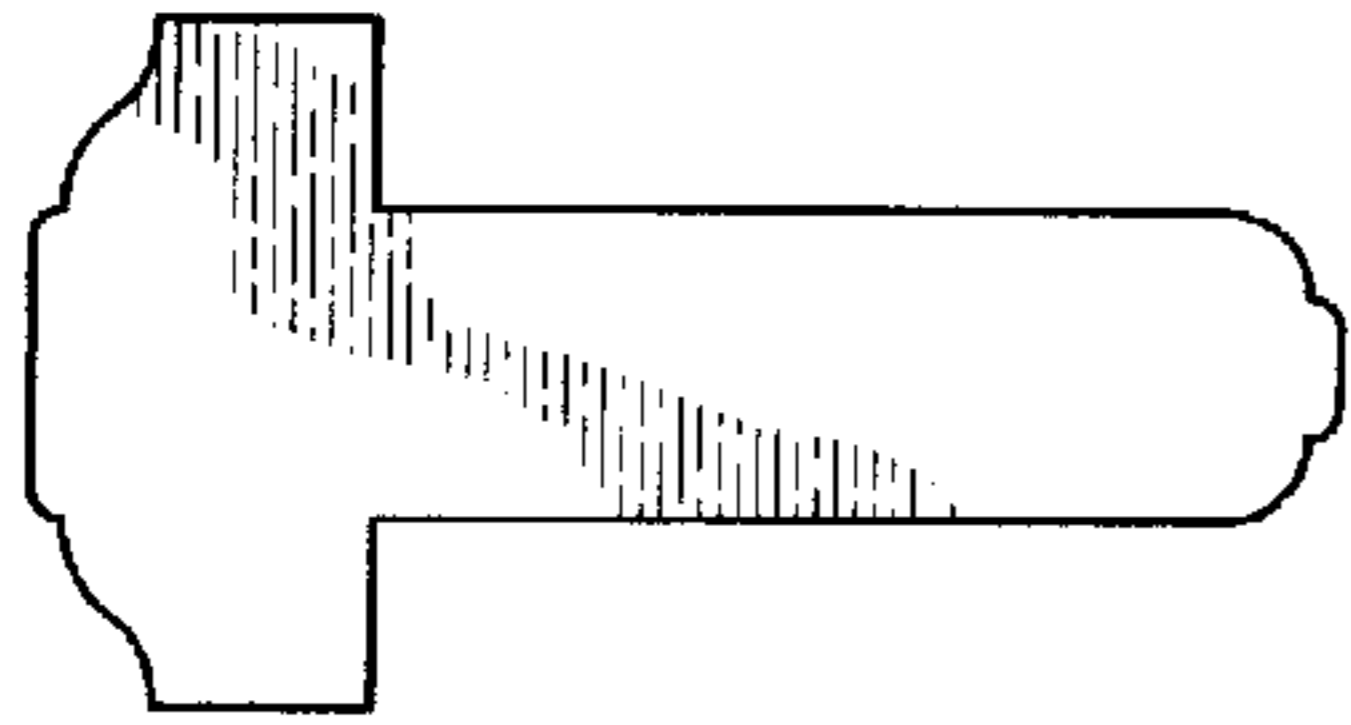


Fig. 5

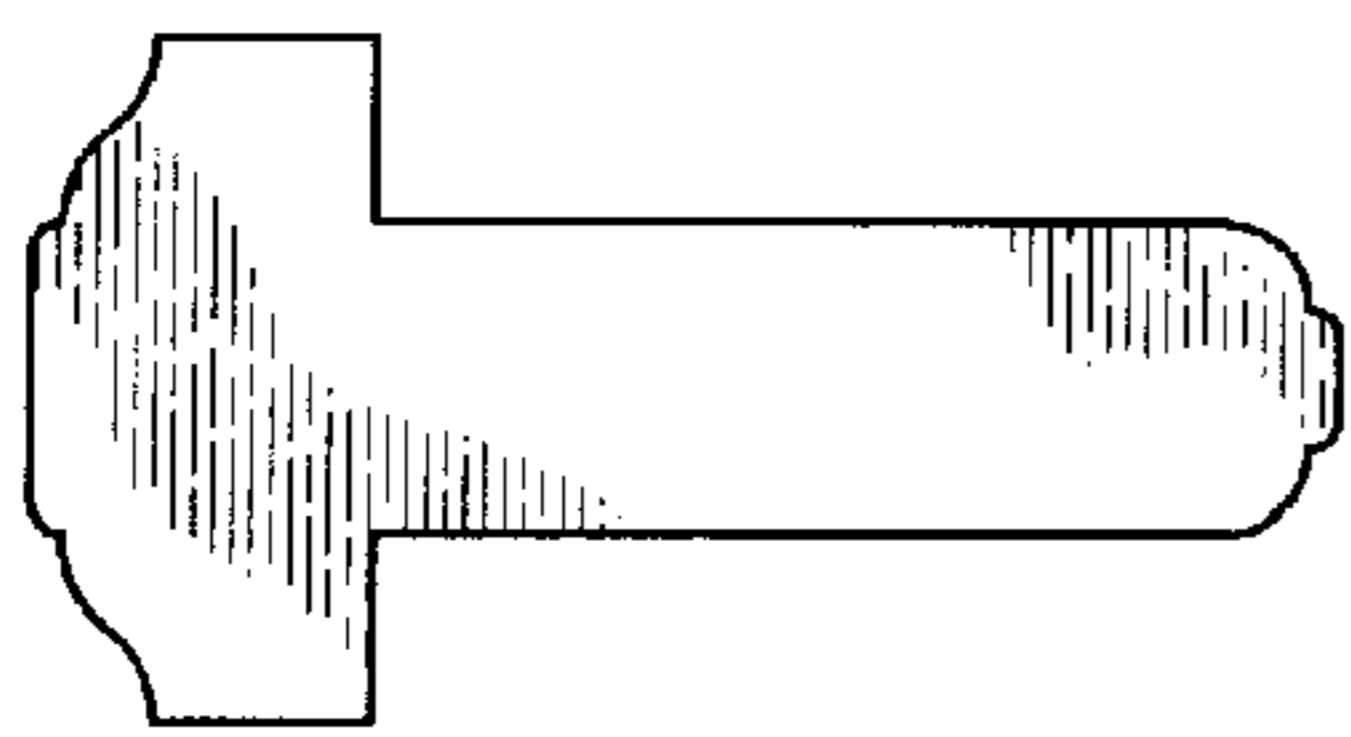


Fig. 6

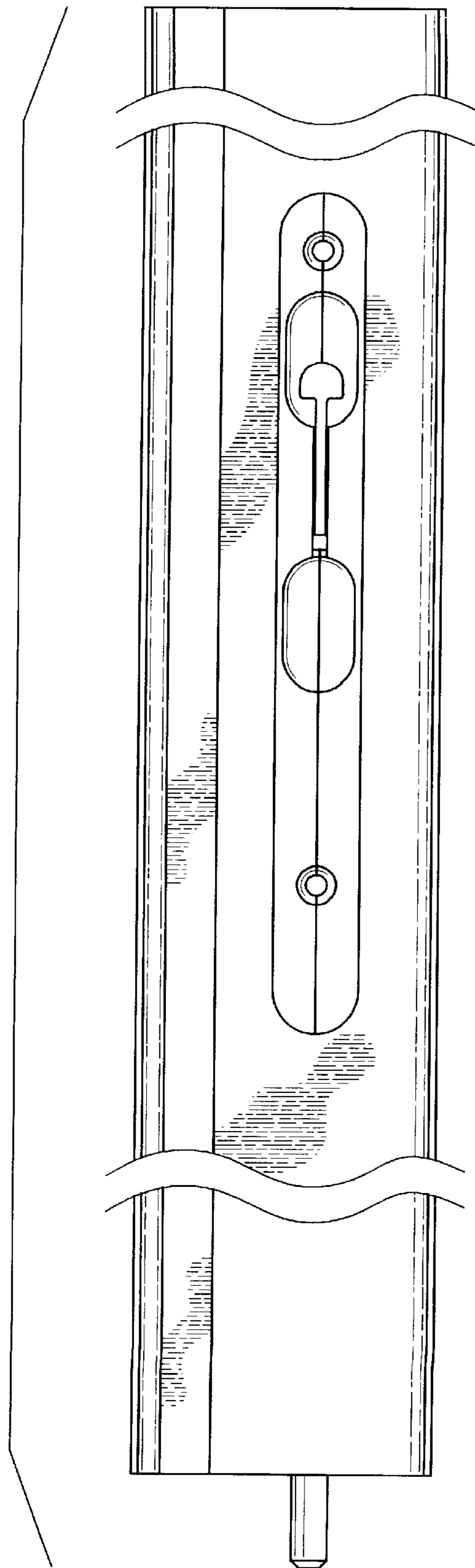


Fig. 7