



US00D438440S

(12) **United States Design Patent**
Cheldin

(10) **Patent No.: US D438,440 S**

(45) **Date of Patent: ** Mar. 6, 2001**

(54) **STAPLE REMOVER AND LETTER OPENER**

(76) Inventor: **Erwin Cheldin**, 23251 Mulholland Dr.,
Woodland Hills, CA (US) 91364-2732

(**) Term: **14 Years**

(21) Appl. No.: **29/117,114**

(22) Filed: **Jan. 15, 2000**

Related U.S. Application Data

(63) Continuation-in-part of application No. 09/287,255, filed on
Apr. 7, 1999, which is a continuation-in-part of application
No. 29/097,691, filed on Dec. 11, 1998, now Pat. No. Des.
414,998.

(51) **LOC (7) Cl.** **19-02**

(52) **U.S. Cl.** **D8/48; D8/14; D8/102**

(58) **Field of Search** **D8/102-105, 14,**
D8/48, 98; D24/145, 147; 30/DIG. 30;
254/28

(56) **References Cited**

U.S. PATENT DOCUMENTS

159,841	*	2/1875	Price	7/160
D. 175,170	*	7/1955	Johnson	D8/102
D. 334,702	*	4/1993	Godsey	D8/104
D. 342,656	*	12/1993	Hochfeld et al.	D8/48
D. 352,217	*	11/1994	Hochfeld et al.	D8/48
D. 356,720	*	3/1995	Hochfeld et al.	D8/48
D. 388,306	*	12/1997	Vaught	D8/104
D. 394,996	*	6/1998	Fong	D8/48
D. 401,492	*	11/1998	Joseph, Jr.	D8/98
D. 403,218	*	12/1998	Benktzon et al.	D8/48
D. 419,410	*	1/2000	Wilson	D8/48
578,038		3/1897	Hesterhagen	.
2,356,693	*	8/1944	Polzer	254/28
2,400,988	*	5/1946	Goessel	254/28
2,518,485	*	8/1950	Maynard	254/28
3,042,047		7/1962	Plaskon	.
3,088,204		5/1963	Levitt	.
3,143,800		8/1964	Vizzi	.
3,630,486		12/1971	Foltle	254/28

3,825,961		7/1974	Klein	.
3,928,878		12/1975	VanHeuman	.
4,028,758	*	6/1977	O'Connor	7/158
4,670,926		6/1987	Bruno	254/28
4,819,673		4/1989	McMullen	30/28
4,921,216		5/1990	Krulich	254/28
5,063,666		11/1991	Tsay et al.	254/28
5,085,404		2/1992	Thieleke et al.	254/28
5,090,663	*	2/1992	Crutchfield et al.	254/28
5,292,106		3/1994	Li	254/28
5,354,033		10/1994	Cheldin	254/28
5,513,833		5/1996	Kirk	254/28
5,720,062	*	2/1998	Vaught	7/160
5,803,435		9/1998	Hsu	254/28
5,875,503	*	3/1999	Cheldin	7/160

OTHER PUBLICATIONS

Industrial Equipment News, Aug. 1960 p. 71 (Staple
remover).*

Industrial Equipment News p. 71 (Staple remover), Aug.
1960.*

* cited by examiner

Primary Examiner—Adir Aronovich

(74) *Attorney, Agent, or Firm*—Kelly Bauersfeld Lowry &
Kelley, LLP

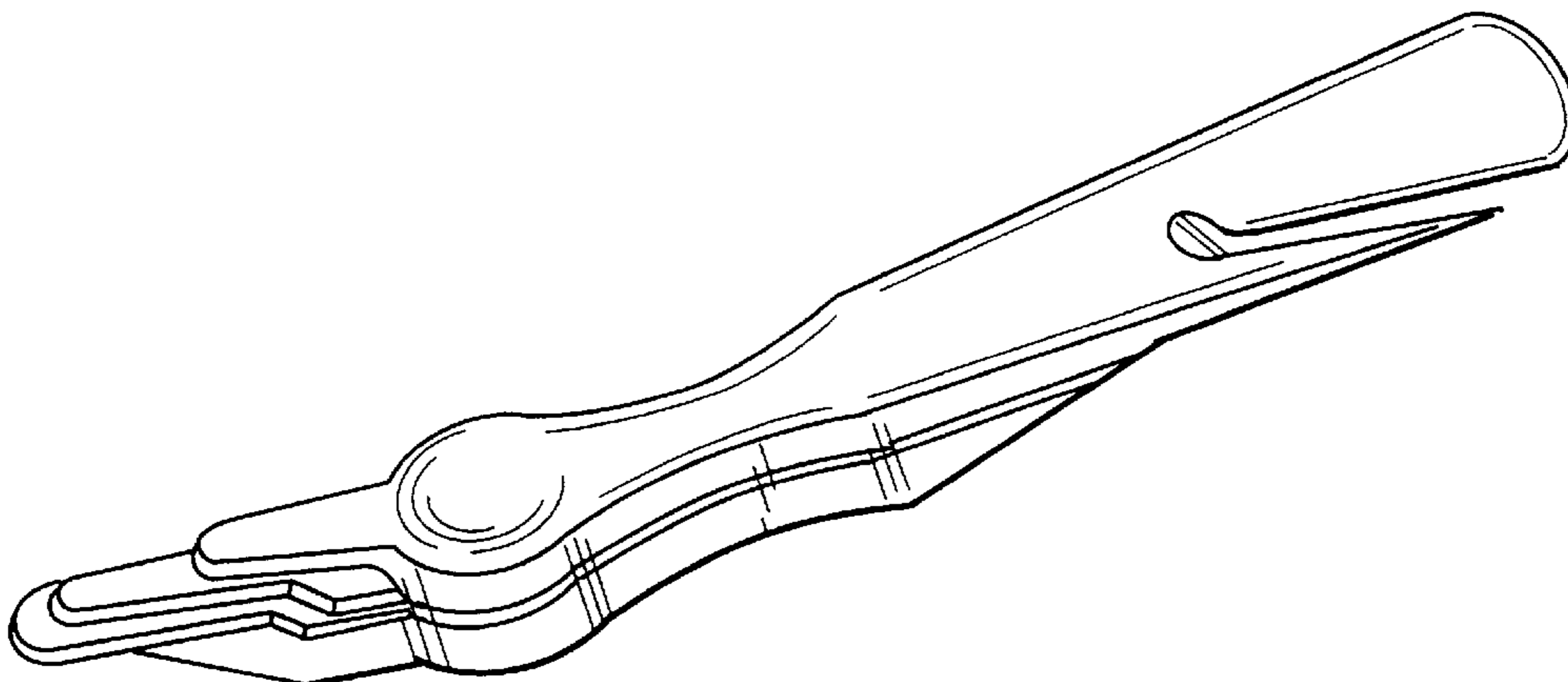
(57) **CLAIM**

The ornamental design for a staple remover and letter
opener, as shown.

DESCRIPTION

FIG. 1 is a front, top and left side perspective view of a
staple remover and letter opener embodying my new design;
FIG. 2 is a left side elevational view thereof;
FIG. 3 is a right side elevational view thereof;
FIG. 4 is a front elevational view thereof;
FIG. 5 is a rear elevational view thereof;
FIG. 6 is a top plan view thereof; and,
FIG. 7 is a bottom plan view thereof.

1 Claim, 2 Drawing Sheets



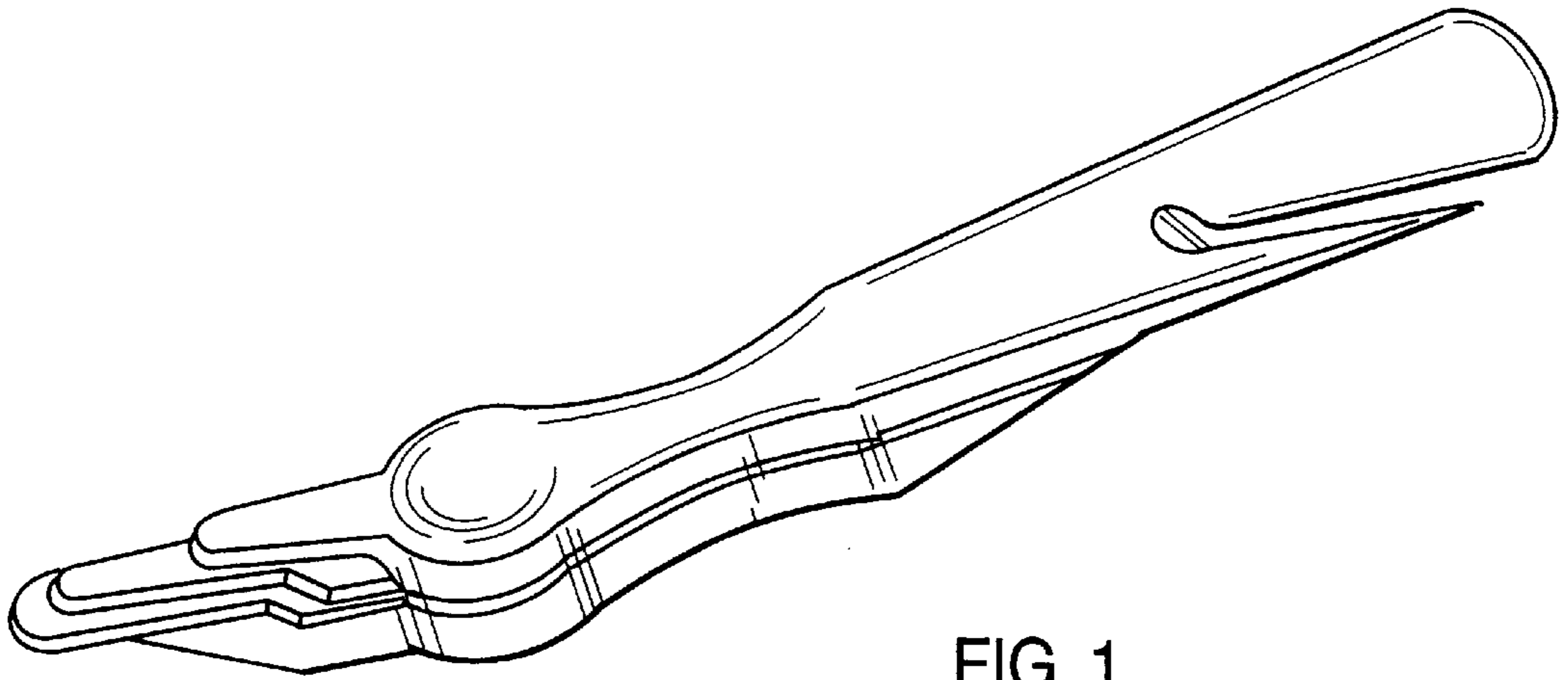


FIG. 1




FIG. 2

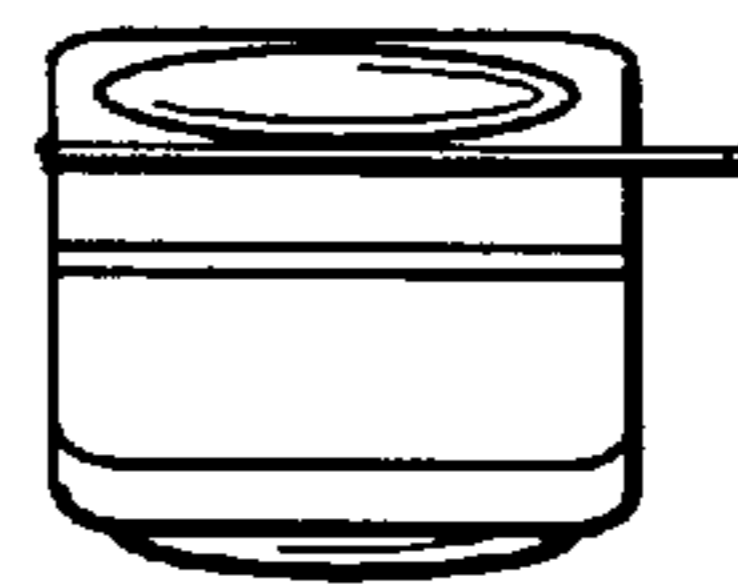


FIG. 3

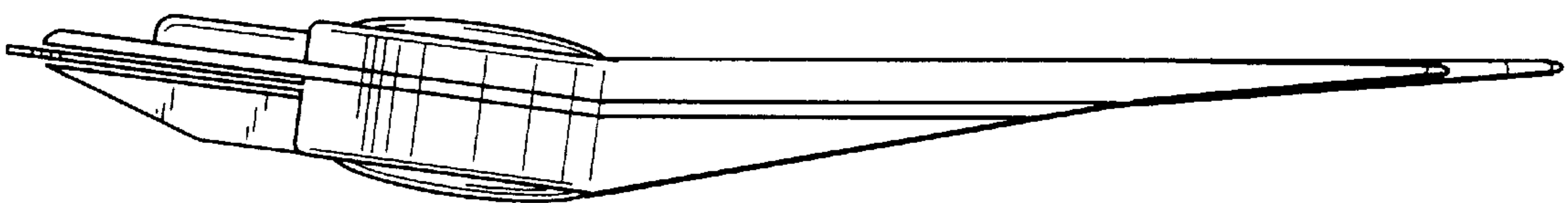


FIG. 4




FIG. 5

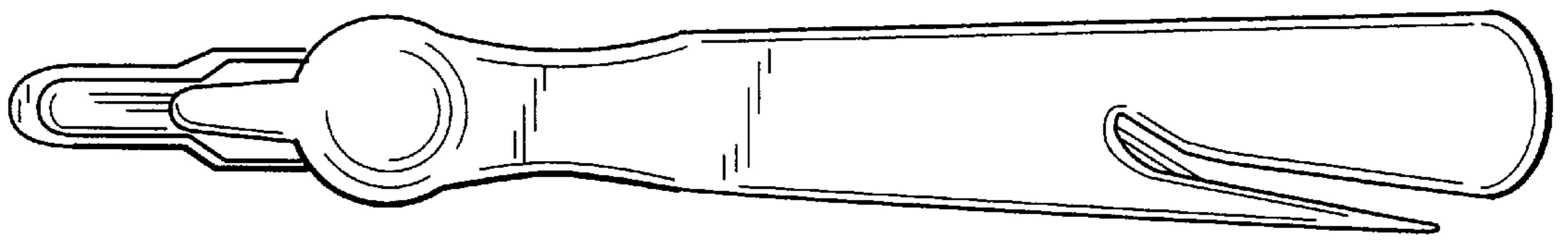


FIG. 6

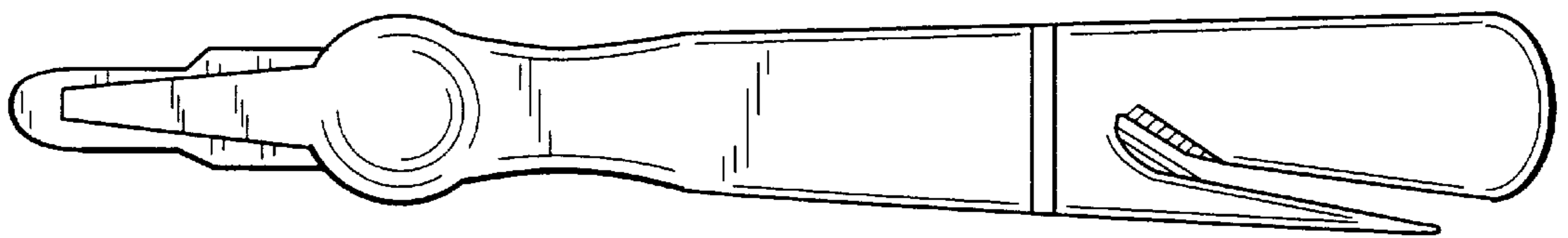


FIG. 7