



US00D438438S

(12) **United States Design Patent**  
**Melvin et al.**

(10) **Patent No.:** **US D438,438 S**

(45) **Date of Patent:** **\*\* Mar. 6, 2001**

(54) **HANDLE**

(75) Inventors: **Susan C. Melvin**, Zion, IL (US); **Kelly Wolcott**, Franksville, WI (US)

(73) Assignee: **Snap-on Tools Company**, Kenosha, WI (US)

(\*\*) Term: **14 Years**

(21) Appl. No.: **29/100,002**

(22) Filed: **Jan. 6, 1999**

**Related U.S. Application Data**

(62) Division of application No. 29/083,486, filed on Feb. 11, 1998, now Pat. No. Des. 423,891.

(51) **LOC (7) Cl.** ..... **08-05**

(52) **U.S. Cl.** ..... **D8/25**

(58) **Field of Search** ..... D8/21-29; 81/60, 81/61, 62, 63, 63.1, 63.2, 489, DIG. 3

(56) **References Cited**

**U.S. PATENT DOCUMENTS**

D. 132,891 \* 6/1942 Chapman ..... D8/25

D. 340,628 \* 10/1993 Chow ..... D8/25  
D. 422,192 \* 4/2000 Cleveland ..... D8/25  
2,462,729 \* 2/1949 Deck ..... 81/58.1  
3,713,356 \* 1/1973 Knudsen ..... 81/62 X  
5,730,231 \* 3/1998 Racodon ..... 81/489 X

\* cited by examiner

*Primary Examiner*—Prabhakar Deshmukh

(74) *Attorney, Agent, or Firm*—Seyfarth Shaw

(57) **CLAIM**

The ornamental design for the handle, as shown and described.

**DESCRIPTION**

FIG. 1 is a perspective view of a handle showing our new design;

FIG. 2 is a top plan view thereof;

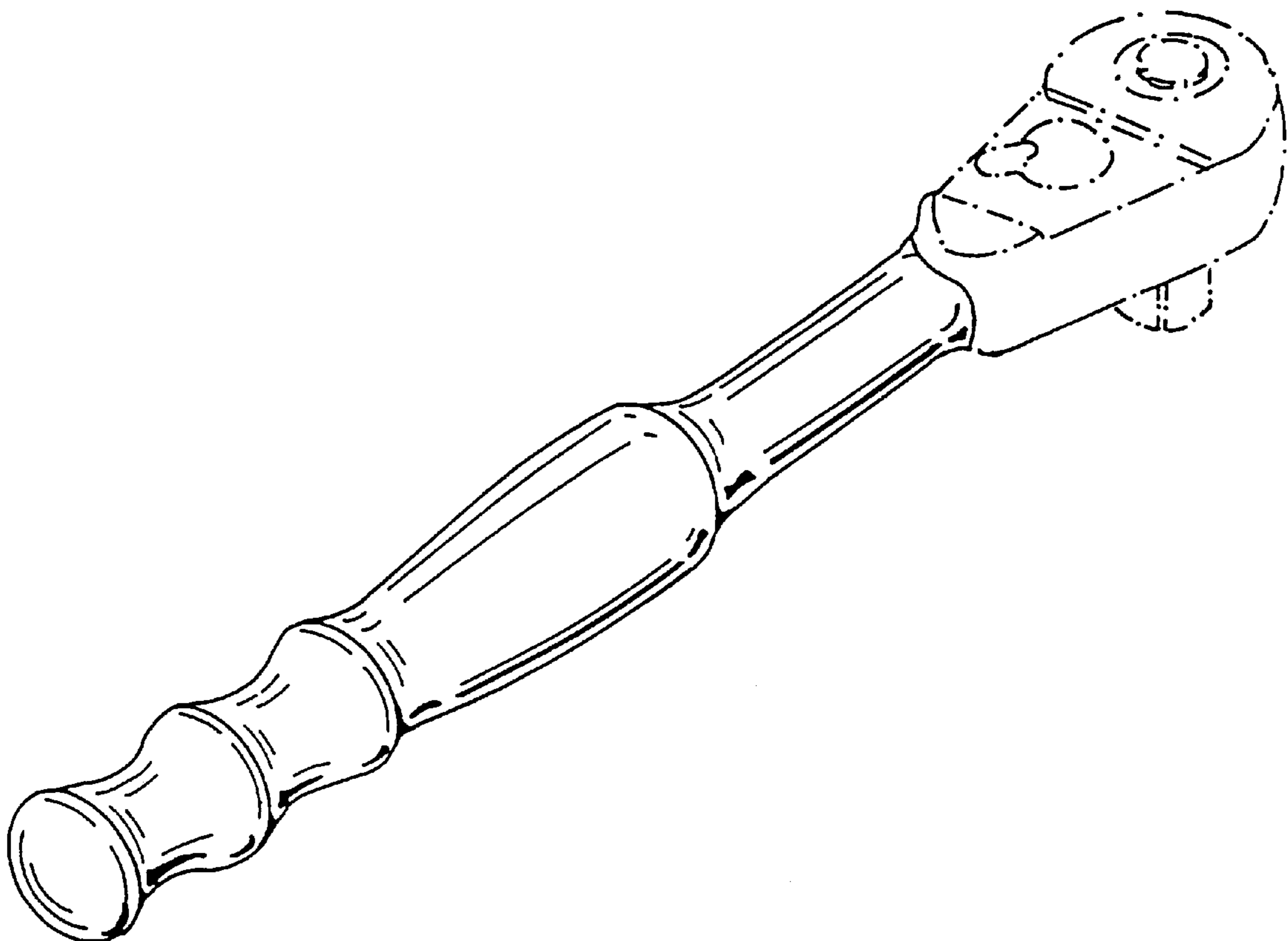
FIG. 3 is a bottom plan view thereof;

FIG. 4 is an elevational view of one side thereof; the other side elevational view being identical; and,

FIG. 5 is a rear elevational view thereof.

The broken lines are for illustrative purposes only and forms no part of the claimed design.

**1 Claim, 1 Drawing Sheet**



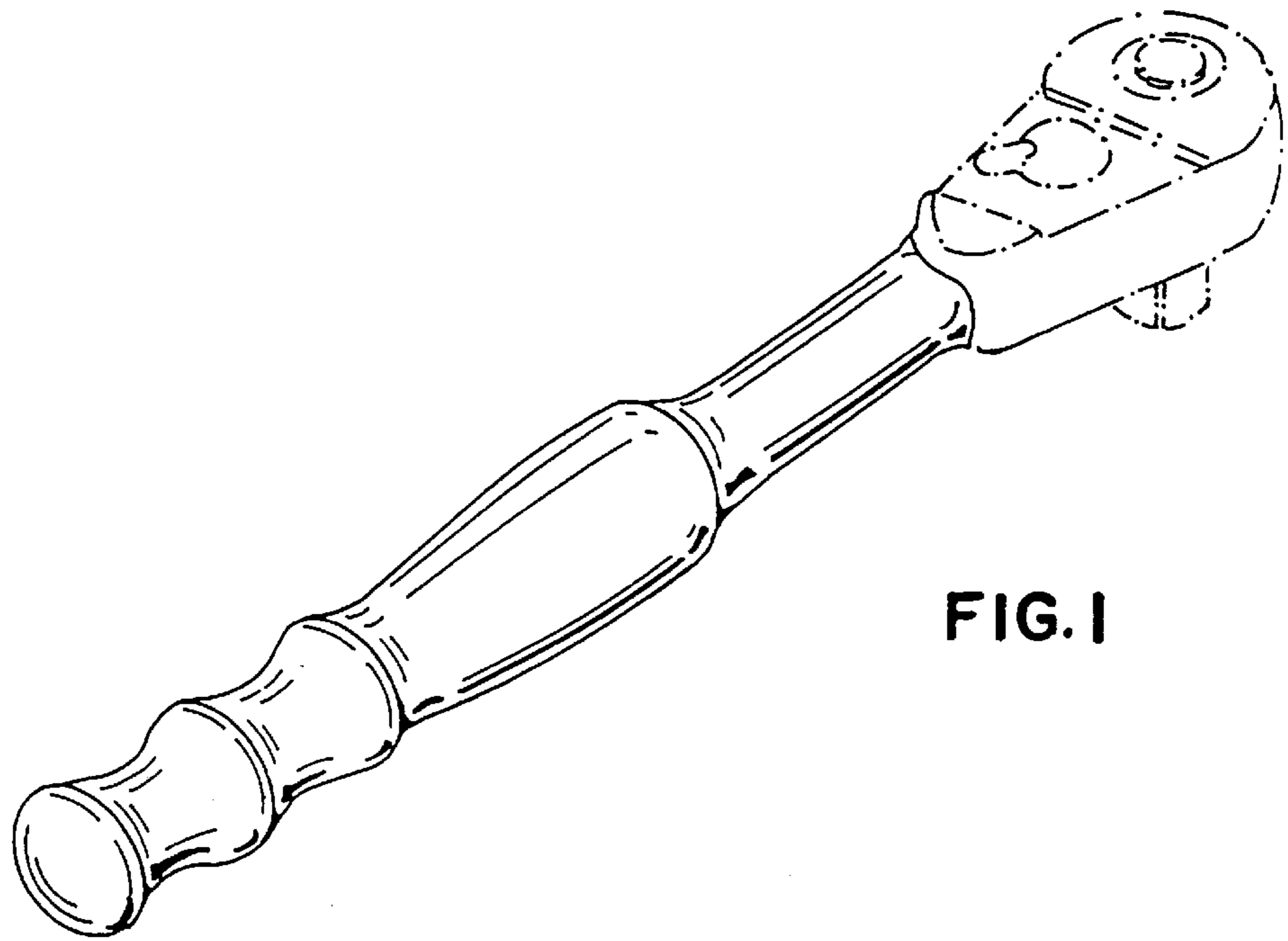


FIG. 1

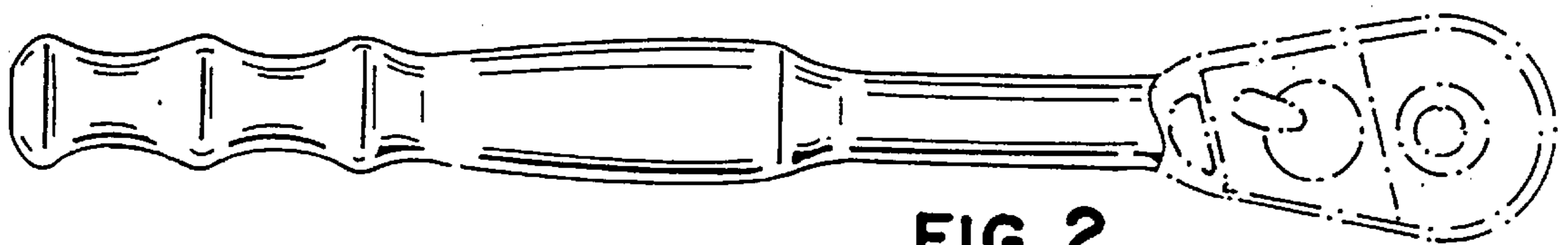


FIG. 2

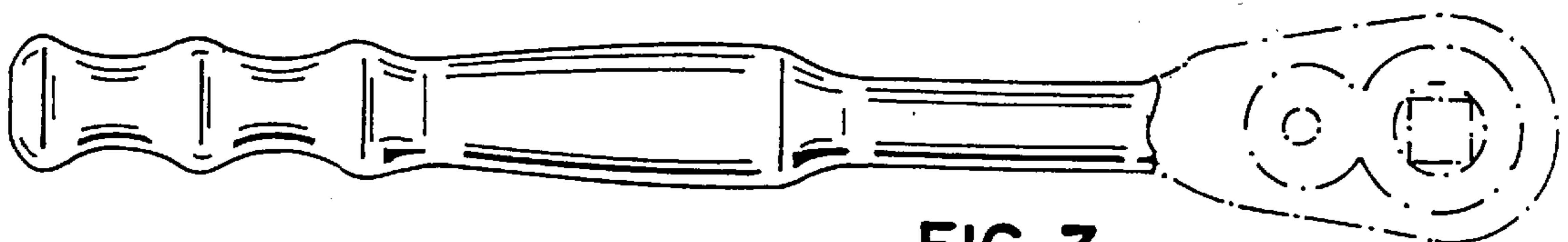


FIG. 3

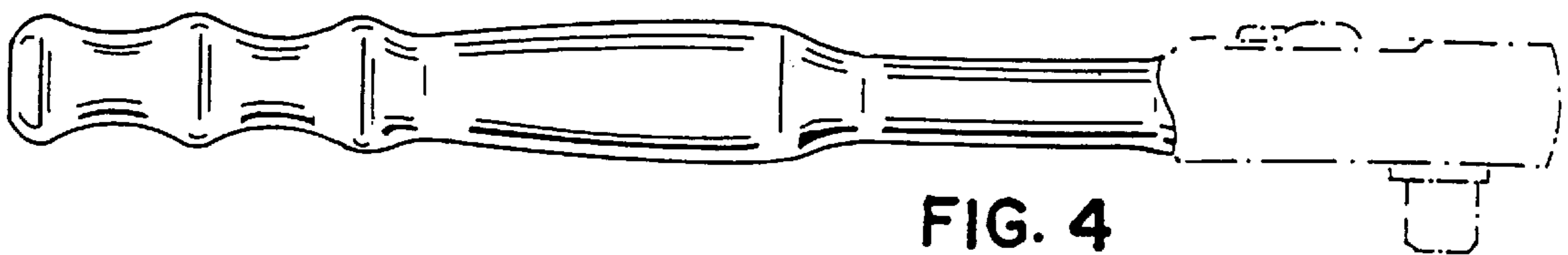


FIG. 4

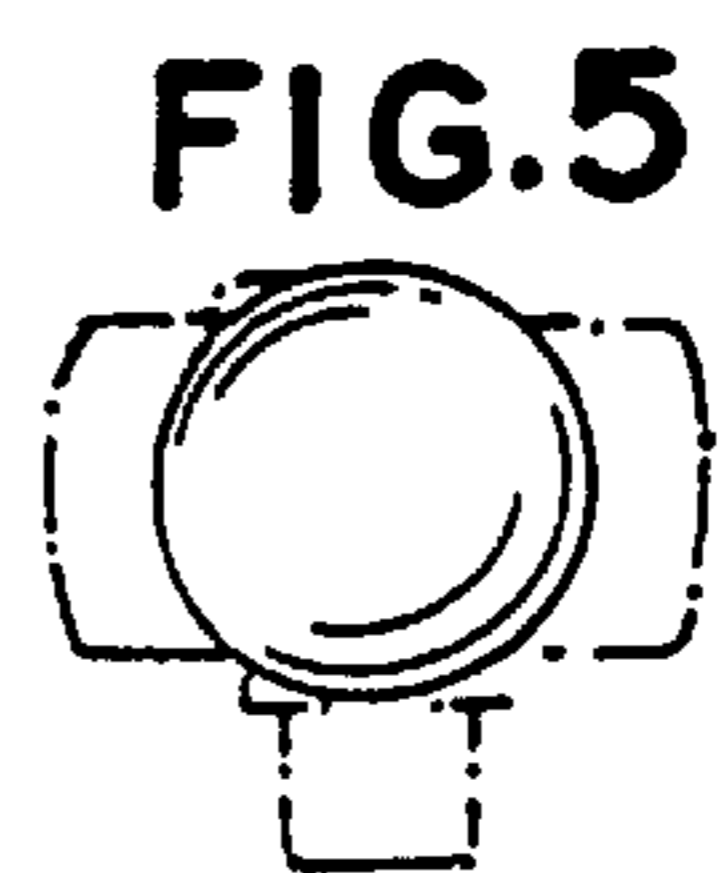


FIG. 5