



US00D438432S

(12) **United States Design Patent**
Goodman et al.

(10) **Patent No.:** **US D438,432 S**

(45) **Date of Patent:** **** Mar. 6, 2001**

(54) **COASTER HOLDER**

(75) Inventors: **Sheldon H. Goodman**, 30905 Stratford, Solon, OH (US) 44139; **Brian Stelmarski**, Mayfield Heights, OH (US)

(73) Assignee: **Sheldon H. Goodman**, Solon, OH (US)

(**) Term: **14 Years**

(21) Appl. No.: **29/119,928**

(22) Filed: **Mar. 10, 2000**

(51) **LOC (7) Cl.** **07-06**

(52) **U.S. Cl.** **D7/624**

(58) **Field of Search** D7/601, 602, 624, D7/625; D6/449, 458, 462; 248/346.11; 215/395

(56) **References Cited**

U.S. PATENT DOCUMENTS

D. 80,080 * 12/1929 Hagenauer D7/625

D. 158,981 * 6/1950 Levine D7/625

D. 214,642 * 7/1969 Kettell D7/624

* cited by examiner

Primary Examiner—Terry A. Wallace

(74) *Attorney, Agent, or Firm*—Pearne & Gordon LLP

(57) **CLAIM**

The ornamental design for a coaster holder, as shown and described.

DESCRIPTION

FIG. 1 is a top, front and side perspective view of a coaster holder showing our new design;

FIG. 2 is a rear elevational view thereof;

FIG. 3 is a front elevational view thereof;


FIG. 4 is a left side elevational view thereof;

FIG. 5 is a right side elevational view thereof;

FIG. 6 is a top plan view thereof; and,

FIG. 7 is a bottom plan view thereof.

1 Claim, 1 Drawing Sheet



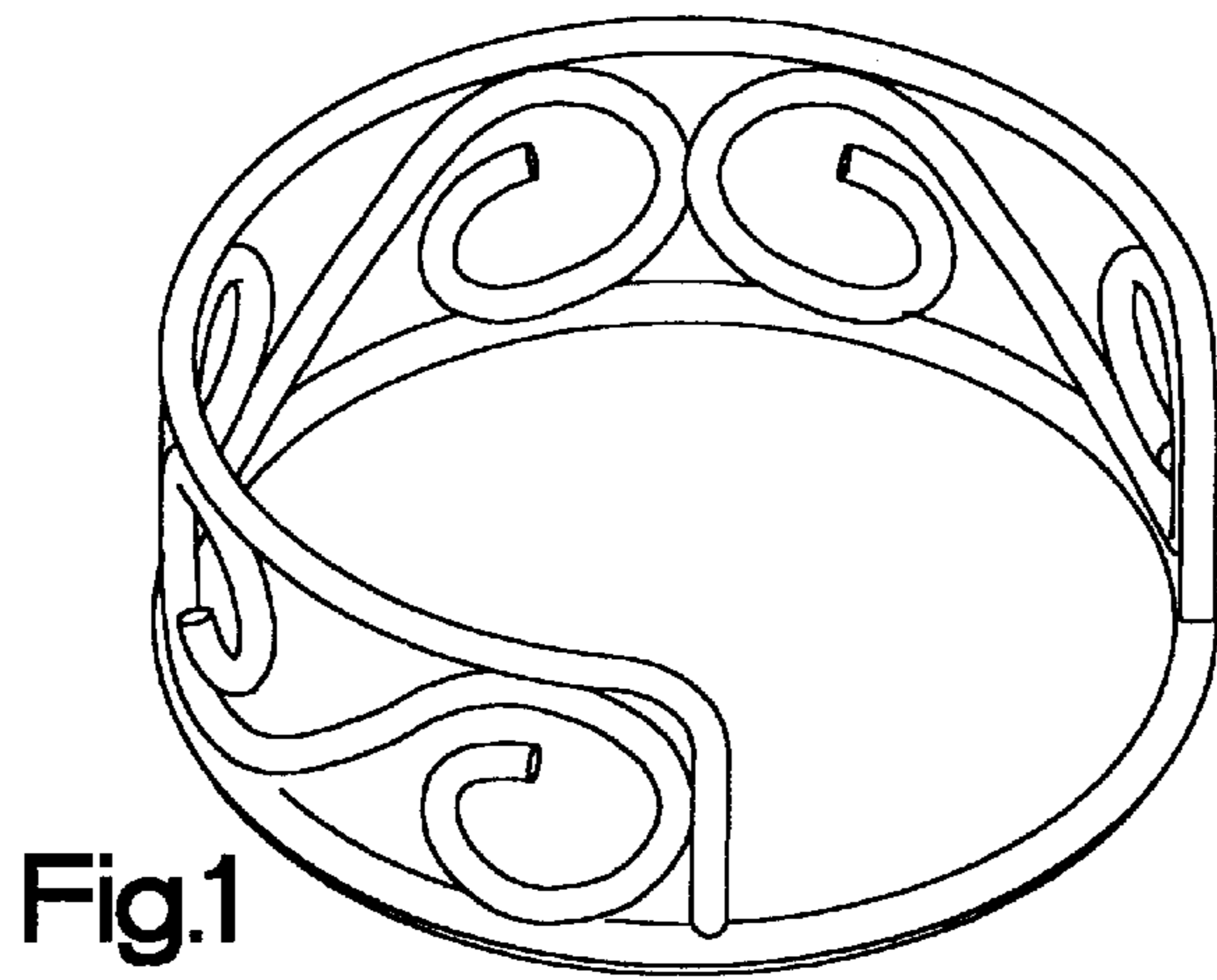


Fig.1




Fig.2




Fig.3




Fig.4




Fig.5




Fig.6




Fig.7