



US00D438428S

(12) **United States Design Patent**
Choi

(10) **Patent No.:** **US D438,428 S**

(45) **Date of Patent:** **** Mar. 6, 2001**

(54) **ELECTRONIC GAS LIGHTER**

(75) **Inventor:** **Hae Kyue Choi, Seoul (KR)**

(73) **Assignee:** **Shinmyungmoolsan Co., Ltd. (KR)**

(**) **Term:** **14 Years**

(21) **Appl. No.:** **29/110,867**

(22) **Filed:** **Sep. 16, 1999**

(30) **Foreign Application Priority Data**

Sep. 1, 1999 (KR) 99-21015

(51) **LOC (7) Cl.** **07-99**

(52) **U.S. Cl.** **D7/416**

(58) **Field of Search** D7/416, 417, 213;
D27/139, 141, 142, 147, 154; 126/25 B,
409, 414; 431/254, 13, 124; 417/411

(56) **References Cited**

U.S. PATENT DOCUMENTS

- D. 202,752 * 11/1965 Stark D7/416
- D. 277,307 * 1/1985 Zeller et al. D7/416
- D. 314,118 * 1/1991 Capilla D7/416

- D. 316,008 * 4/1991 Norton D7/416
- D. 352,638 * 11/1994 Hsu D7/416
- D. 364,313 * 11/1995 Zemel D7/416
- D. 388,280 * 12/1997 Kessler D7/416
- D. 420,549 * 2/2000 Leighton D7/416
- 4,502,465 * 3/1985 Yoshinaga et al. 126/409

* cited by examiner

Primary Examiner—M. N. Pandozzi

(74) *Attorney, Agent, or Firm*—Nathan N. Kallman

(57) **CLAIM**

The ornamental design for an electronic gas lighter, as shown and described.

DESCRIPTION

FIG. 1 is a perspective view of a electronic gas lighter showing new design;
 FIG. 2 is a front elevational view thereof, the rear elevational view being a mirror image thereof.
 FIG. 3 is a left side elevational view thereof;
 FIG. 4 is a right side elevational view thereof;
 FIG. 5 is a top plan view thereof; and,
 FIG. 6 is a bottom plan view thereof.

1 Claim, 2 Drawing Sheets



FIG. 1

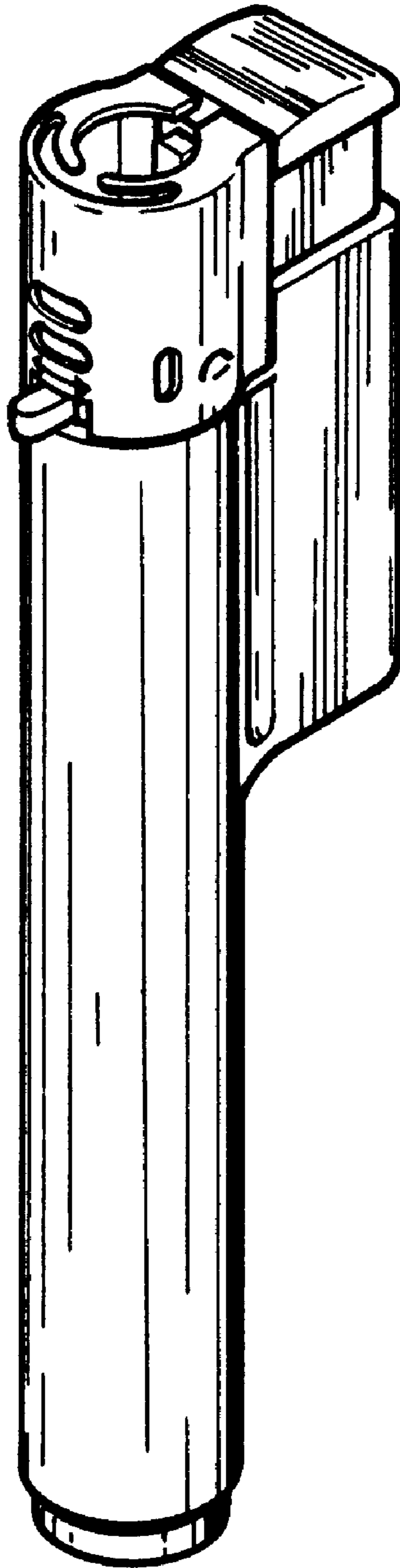


FIG. 2

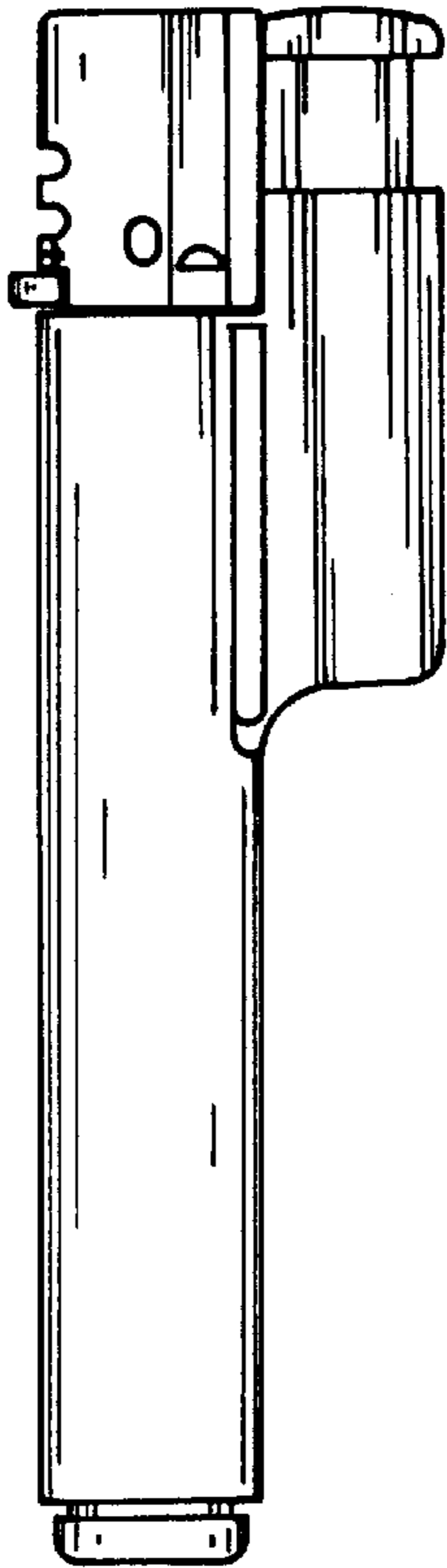


FIG. 3



FIG. 4




FIG. 5

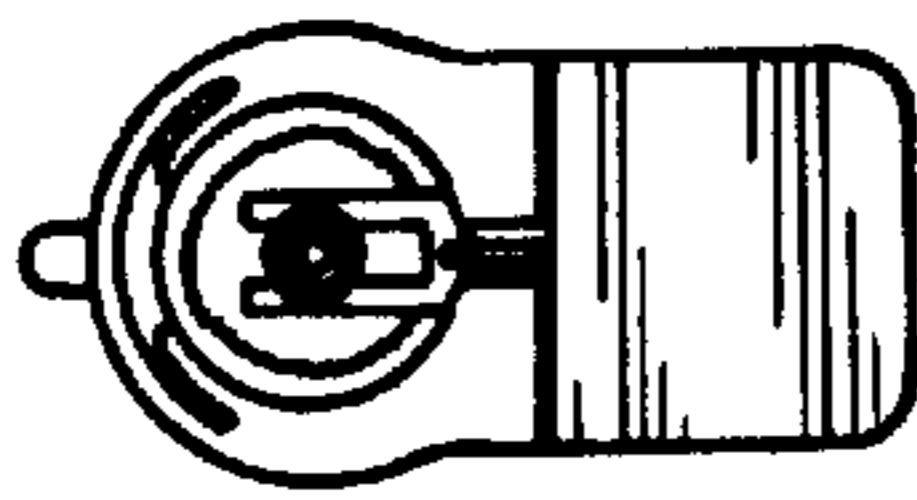


FIG. 6

