



US00D438423S

(12) **United States Design Patent**
Bassill et al.

(10) **Patent No.:** **US D438,423 S**

(45) **Date of Patent:** **** Mar. 6, 2001**

(54) **INDUCTION RANGE**

(75) Inventors: **Nicholas L. Bassill**, Malibu; **John Wooden**, Huntington Beach, both of CA (US)

(73) Assignees: **Luxine, Inc.**, Malibu; **Iwatani Intl Corp. of America**, Glendale, both of CA (US)

(**) Term: **14 Years**

(21) Appl. No.: **29/085,444**

(22) Filed: **Mar. 23, 1998**

(51) **LOC (7) Cl.** **07-02**

(52) **U.S. Cl.** **D7/367**

(58) **Field of Search** D7/323, 350, 362-367, D7/402; 415/60; 219/620, 622, 647, 385, 443.1, 450.1, 452.11, 520, 465.1; 312/236

(56) **References Cited**

U.S. PATENT DOCUMENTS

- D. 236,183 * 8/1975 Greger D7/363
- D. 249,864 * 10/1978 Mackay et al. D7/364
- D. 285,523 * 9/1986 Ayukawa et al. D7/367
- D. 288,274 * 2/1987 Mayeur D7/348
- D. 289,847 * 5/1987 Okamoto et al. D7/363
- D. 296,509 * 7/1988 Fuke D7/363
- D. 341,987 * 12/1993 Erickson D7/323

- D. 409,042 * 5/1999 Cossy D7/362
- D. 415,923 * 11/1999 Hermansson D7/323
- 3,622,753 * 11/1971 Lax et al. 219/446.1
- 3,979,572 * 9/1976 Ito et al. 219/621
- 4,145,603 * 3/1979 Mackay et al. 219/387
- 5,280,152 * 1/1994 Lee 219/10.493
- 5,508,495 * 4/1996 Yahav et al. 219/464
- 5,687,642 * 11/1997 Chao 99/451

* cited by examiner

Primary Examiner—Ruth McInroy

(74) *Attorney, Agent, or Firm*—Blakely, Sokoloff, Taylor & Zafman LLP

(57) **CLAIM**

The ornamental design for an induction range, as shown.

DESCRIPTION

FIG. 1 is a perspective view of an induction range showing our new design;

FIG. 2 is a top plan view thereof;

FIG. 3 is a left side elevation view thereof; the right side being a mirror image;

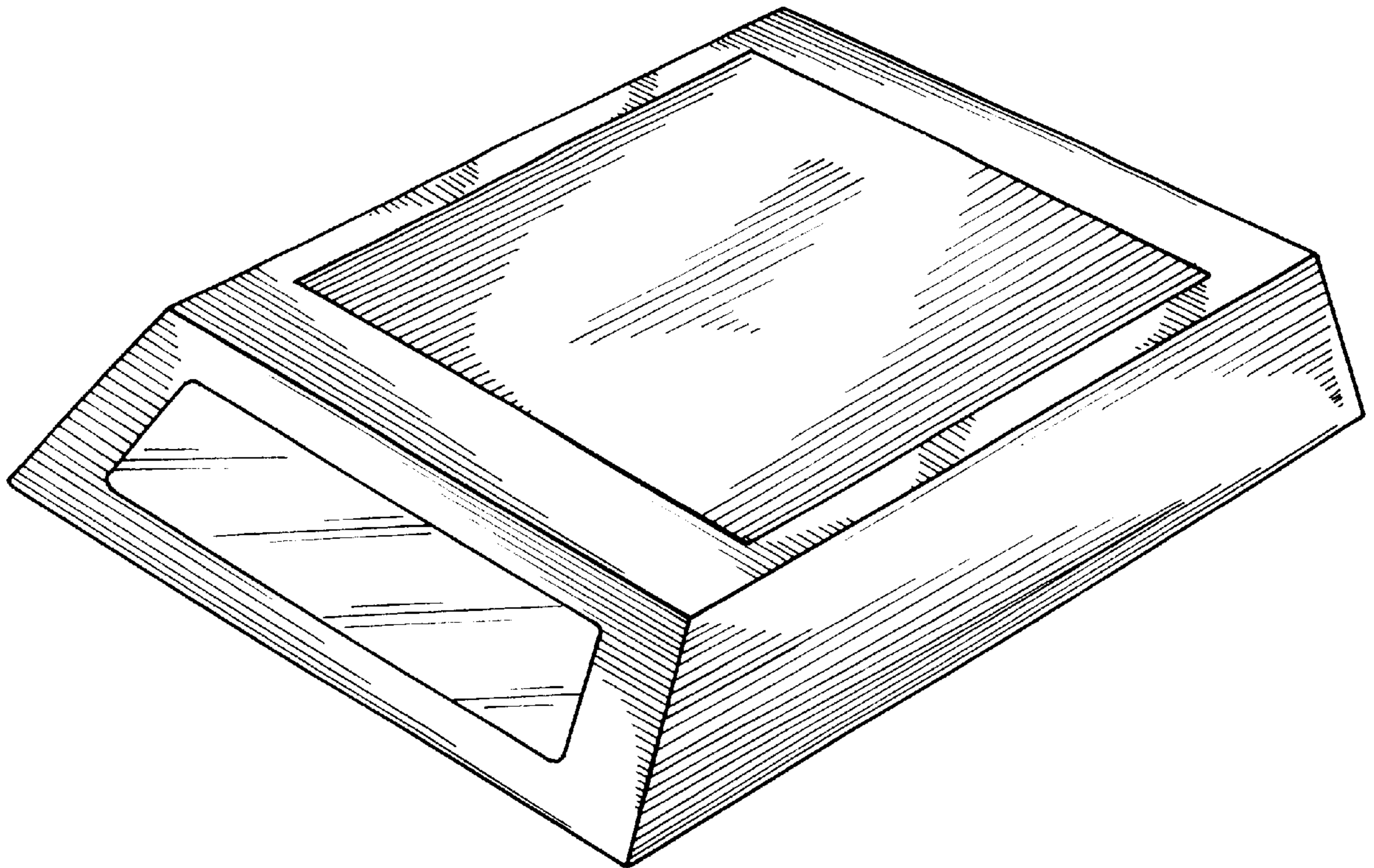
FIG. 4 is a front elevation view thereof;

FIG. 5 is a rear elevation view thereof; and,

FIG. 6 is a bottom plan view thereof.

The electric cord shown in broken lines in FIG. 2 is for illustrative purposes only and forms no part of the claimed design.

1 Claim, 2 Drawing Sheets



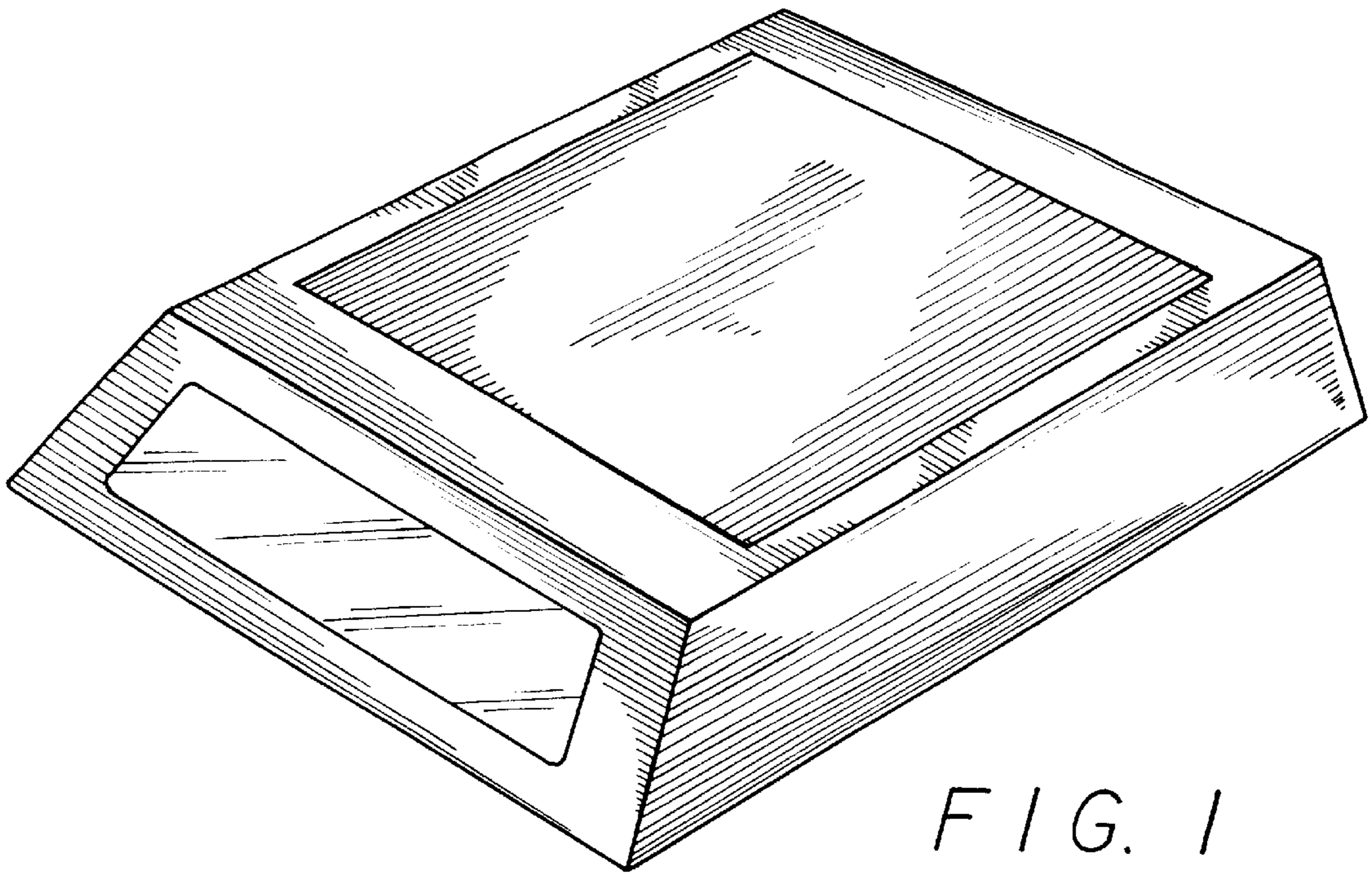


FIG. 1

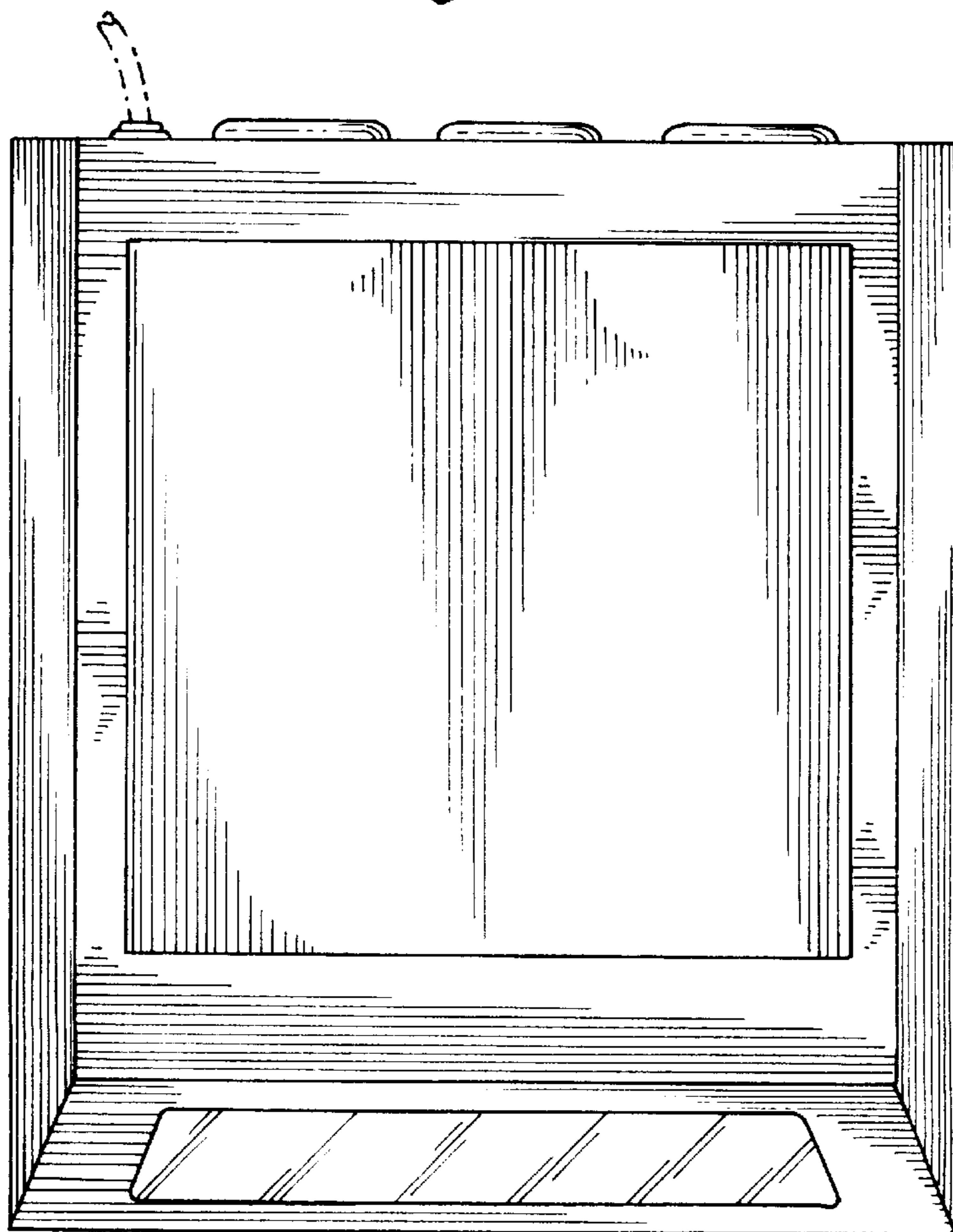


FIG. 2




FIG. 3

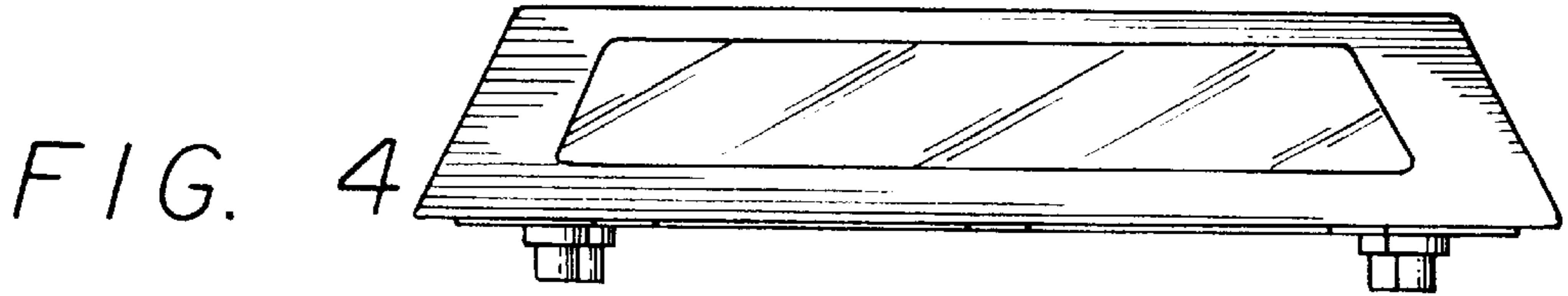


FIG. 4

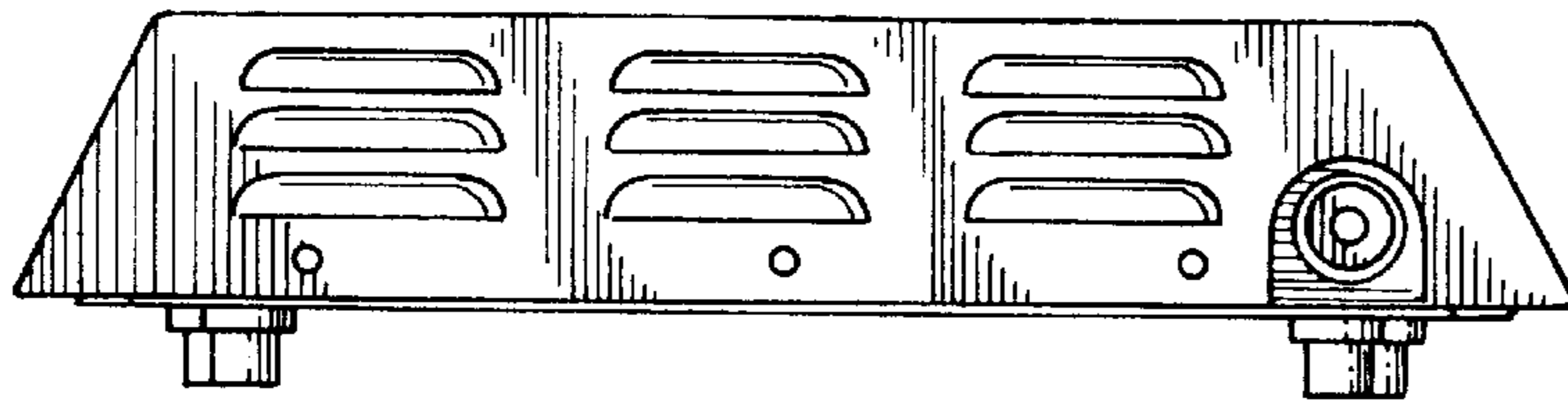


FIG. 5

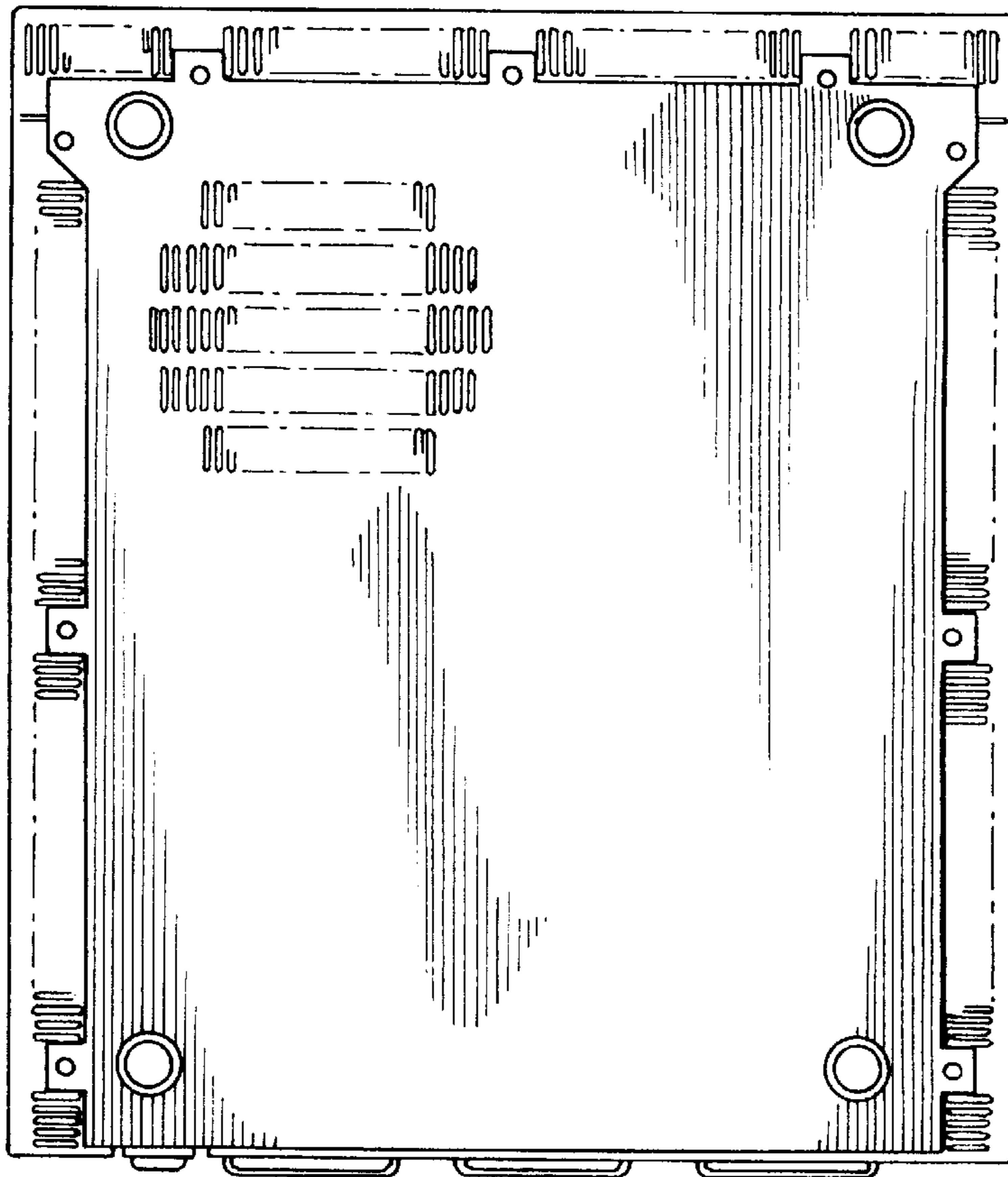


FIG. 6