



US00D438407S

(12) **United States Design Patent**  
**Maly**

(10) **Patent No.:** **US D438,407 S**

(45) **Date of Patent:** **\*\* Mar. 6, 2001**

(54) **WRITING TABLE**

(75) Inventor: **Peter Maly**, Hamburg (DE)

(73) Assignee: **Mauser Office GmbH**, Korbach (DE)

(\*\*) Term: **14 Years**

(21) Appl. No.: **29/119,066**

(22) Filed: **Feb. 23, 2000**

**Related U.S. Application Data**

(62) Division of application No. 29/100,029, filed on Feb. 2, 1999, now Pat. No. Des. 428,740.

(30) **Foreign Application Priority Data**

Aug. 4, 1998 (DE) ..... 498 07 957

(51) **LOC (7) Cl.** ..... **06-03**

(52) **U.S. Cl.** ..... **D6/482; D6/480**

(58) **Field of Search** ..... D6/480-489, 422-428, D6/495-499; 108/153.1, 155, 156, 161, 158.11, 50.01, 50.02; 312/194-196; 248/188, 188.1, 188.8

(56) **References Cited**

**U.S. PATENT DOCUMENTS**

D. 234,655 \* 4/1975 Stiene ..... D6/483

D. 367,192 \* 2/1996 Frattini ..... D6/487  
D. 403,898 \* 1/1999 Arnegger ..... D6/480  
5,598,790 \* 2/1997 Fich ..... 108/153

**OTHER PUBLICATIONS**

Krueger, Jun. 1967, p. 41, trapezoidal table at lower left.\*

\* cited by examiner

*Primary Examiner*—Janice E. Seeger

(74) *Attorney, Agent, or Firm*—Herbert Dubno

(57) **CLAIM**

The ornamental design for a writing table, as shown and described.

**DESCRIPTION**


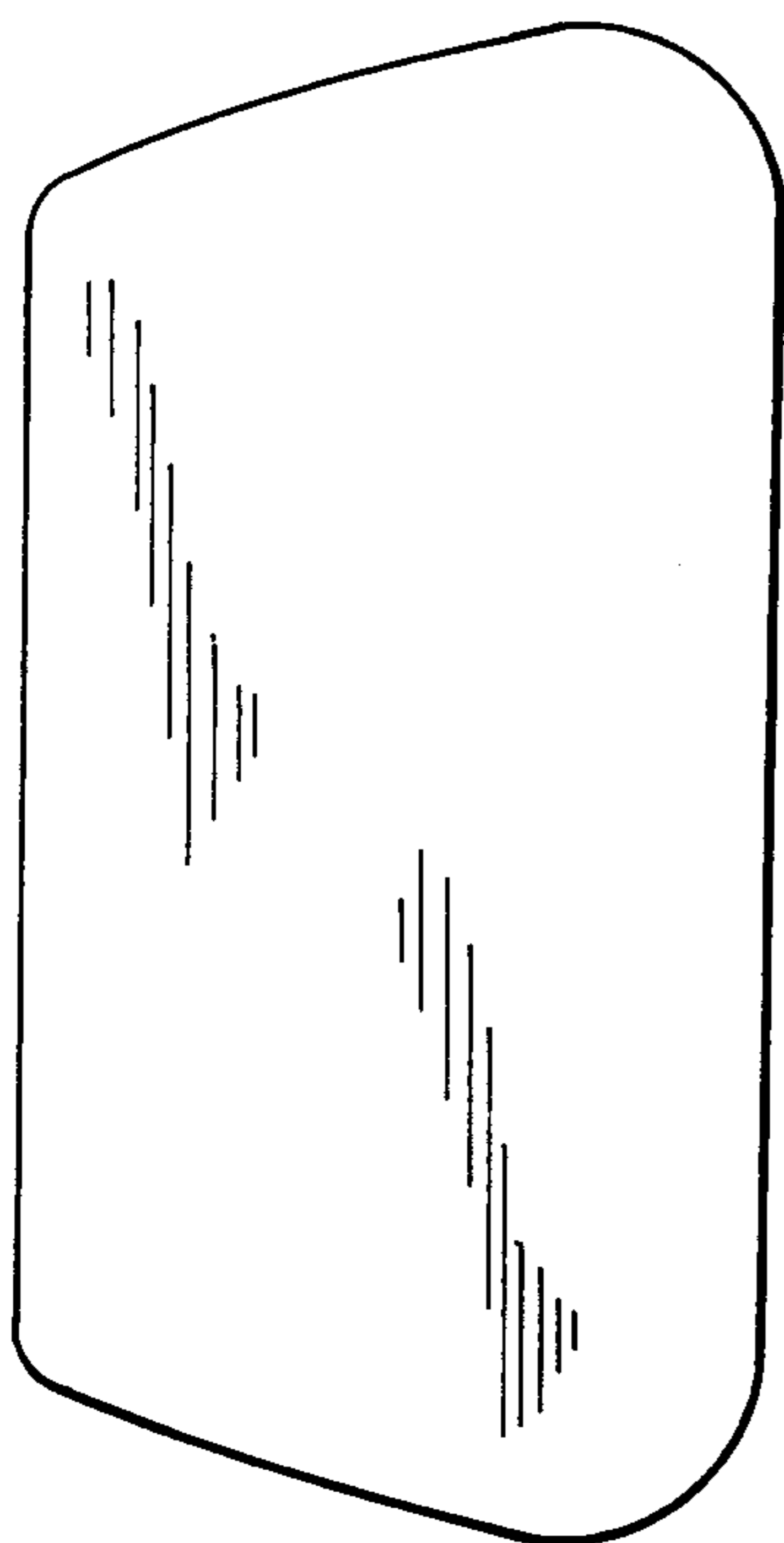
FIG. 1 is a top plan view of a writing table showing a first embodiment of my new design;

FIG. 2 is a bottom plan view thereof;

FIG. 3 is a left side elevational view thereof, the right side elevational view being identical thereto; and,

FIG. 4 is a front elevational view thereof, the rear elevational view being substantially similar thereto.

**1 Claim, 2 Drawing Sheets**



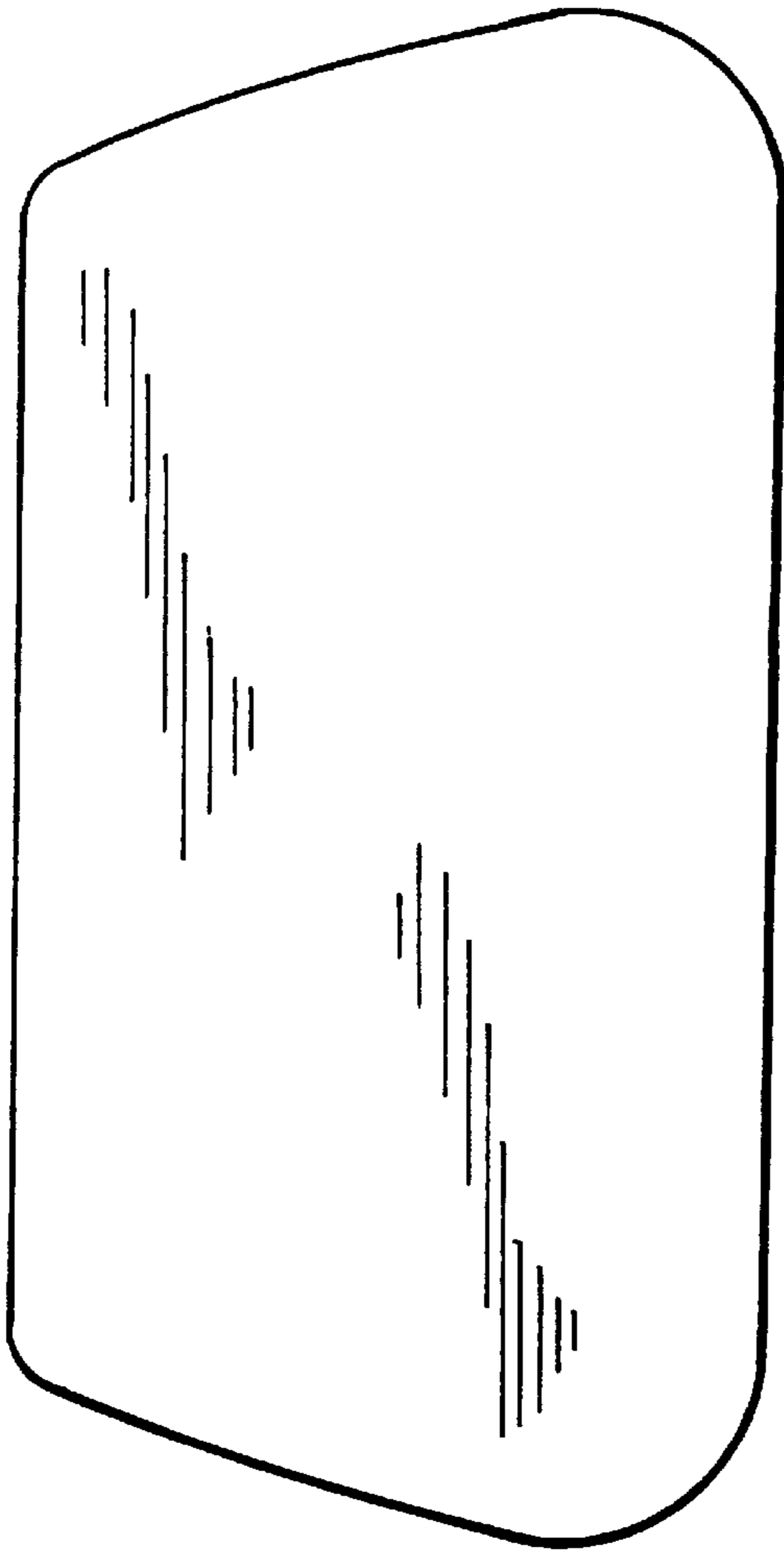


FIG. 1




FIG. 3

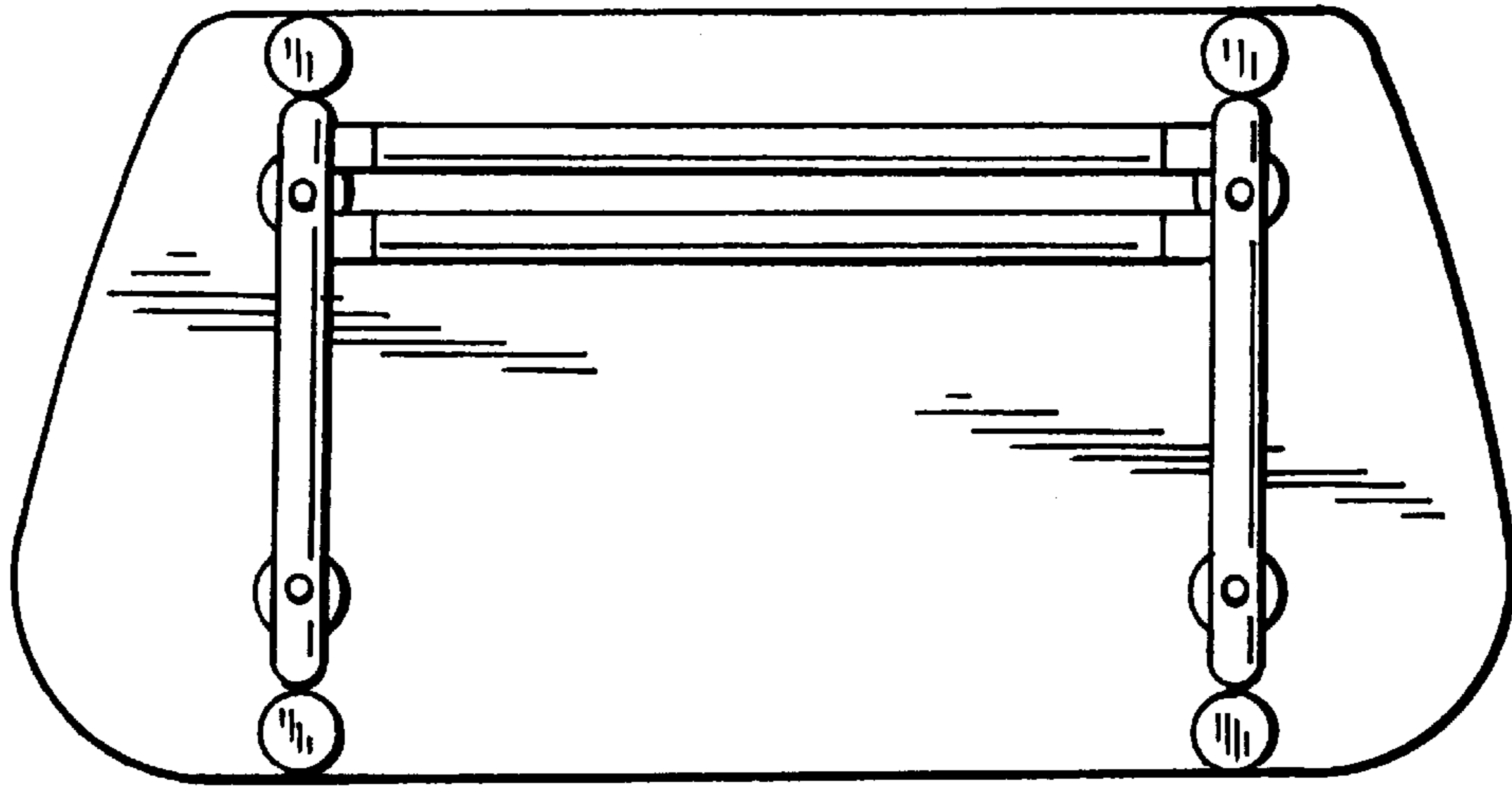


FIG. 2




FIG. 4