



US00D438403S

(12) **United States Design Patent**
Greenburg

(10) **Patent No.:** **US D438,403 S**

(45) **Date of Patent:** **** Mar. 6, 2001**

(54) **MERCHANDISE DISPLAY CASE**
(76) Inventor: **Mark A. Greenburg**, 5401 N. 41st Pl.,
Phoenix, AZ (US) 85016

T973,013 * 8/1978 Ferrara et al. 312/237 X
3,887,786 * 6/1975 Witt et al. 312/114 X
4,531,387 * 7/1985 Cotton 312/108 X
4,989,426 * 2/1991 Kretchman et al. 312/278 X

(**) Term: **14 Years**

* cited by examiner

(21) Appl. No.: **29/116,786**

Primary Examiner—Catherine Tuttle
(74) *Attorney, Agent, or Firm*—Elizabeth A. Dawn; Charles
E. Cates

(22) Filed: **Jan. 11, 2000**

(51) **LOC (7) Cl.** **06-04**

(57) **CLAIM**

(52) **U.S. Cl.** **D6/466; D6/474; D6/475**

The ornamental design for a merchandise display case, as
shown and described.

(58) **Field of Search** D6/329, 475, 396,
D6/397, 449, 470, 471, 432, 436, 439,
443, 446, 448; D15/79, 81–83, 89; D7/339–341,
351, 601; 206/320, 775; 312/117, 237,
278, 279; 62/261, 297, 331; 219/478, 537

DESCRIPTION

(56) **References Cited**

FIG. 1 is a top, front perspective view of a merchandise
display case of our new design;
FIG. 2 is a front view thereof; and,
FIG. 3 is a elevational view of the left side thereof with the
right side being a mirror image.

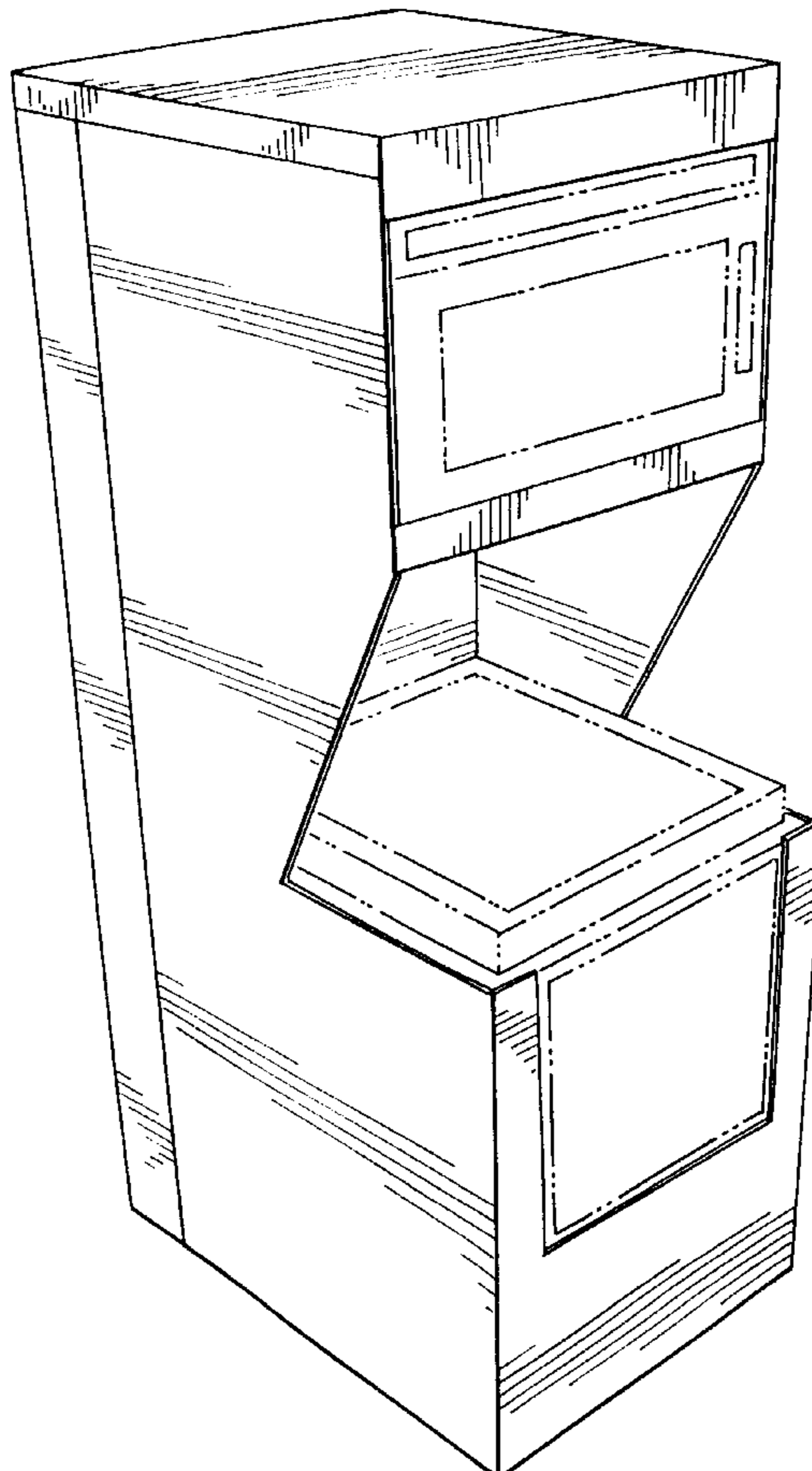
U.S. PATENT DOCUMENTS

- D. 85,013 * 9/1931 Teller et al. D7/341
- D. 191,024 * 8/1961 Buday D7/339
- D. 202,532 * 10/1965 Smith D6/438
- D. 256,644 * 9/1980 Marks D6/476
- D. 284,917 * 8/1986 Canter D6/476
- D. 289,838 * 5/1987 Taub D6/475
- D. 364,513 * 11/1995 Andrews D6/475 X
- D. 364,762 * 12/1995 Compton et al. D6/476

The surface(s) or portion(s) of the article not shown in the
drawing or described in the specification form(s) no part of
the claimed design.

The broken lines showing a microwave above and a freezer
below are for illustrative purposes only and form no part of
the claimed design.

1 Claim, 2 Drawing Sheets



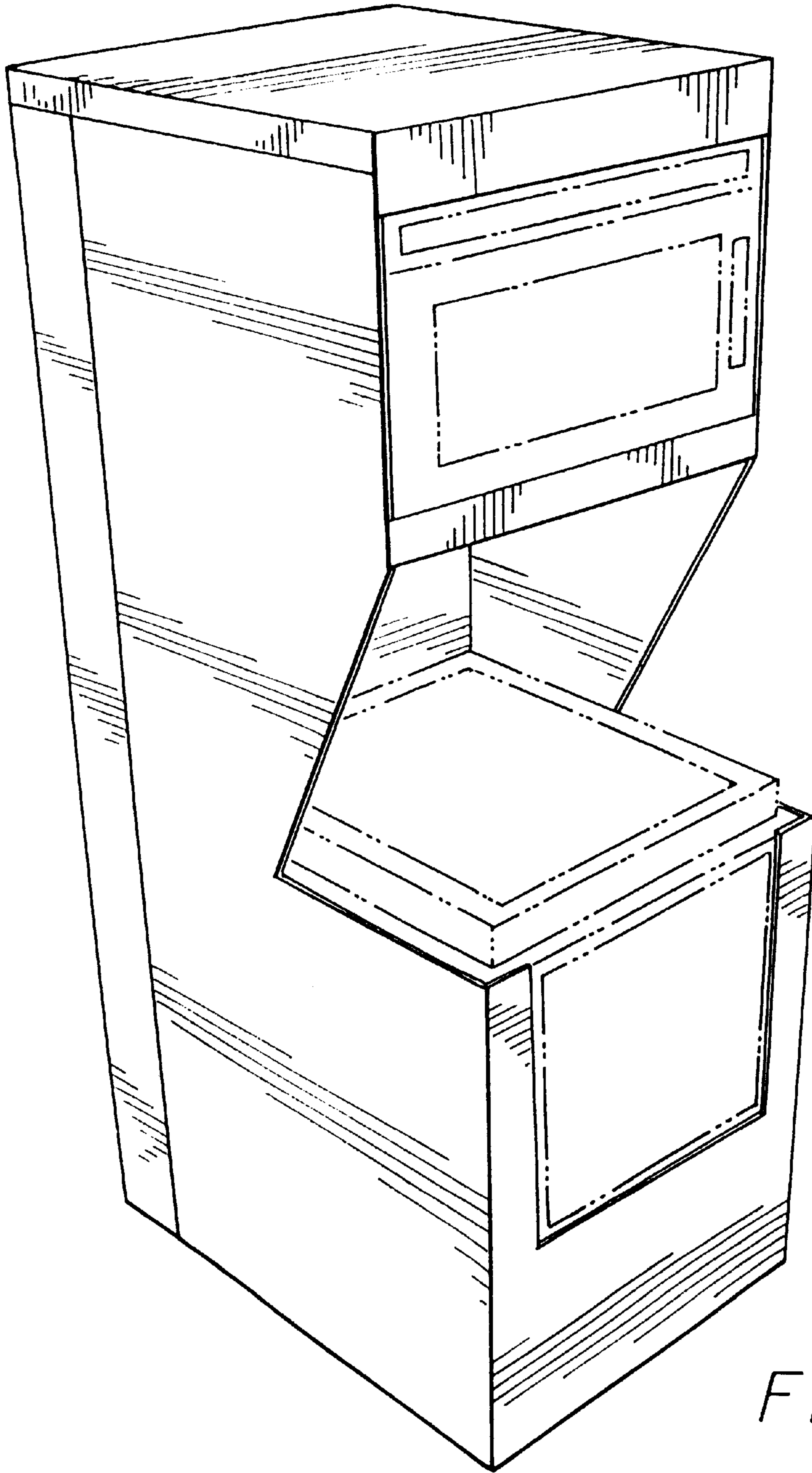


FIG. 1

FIG. 2

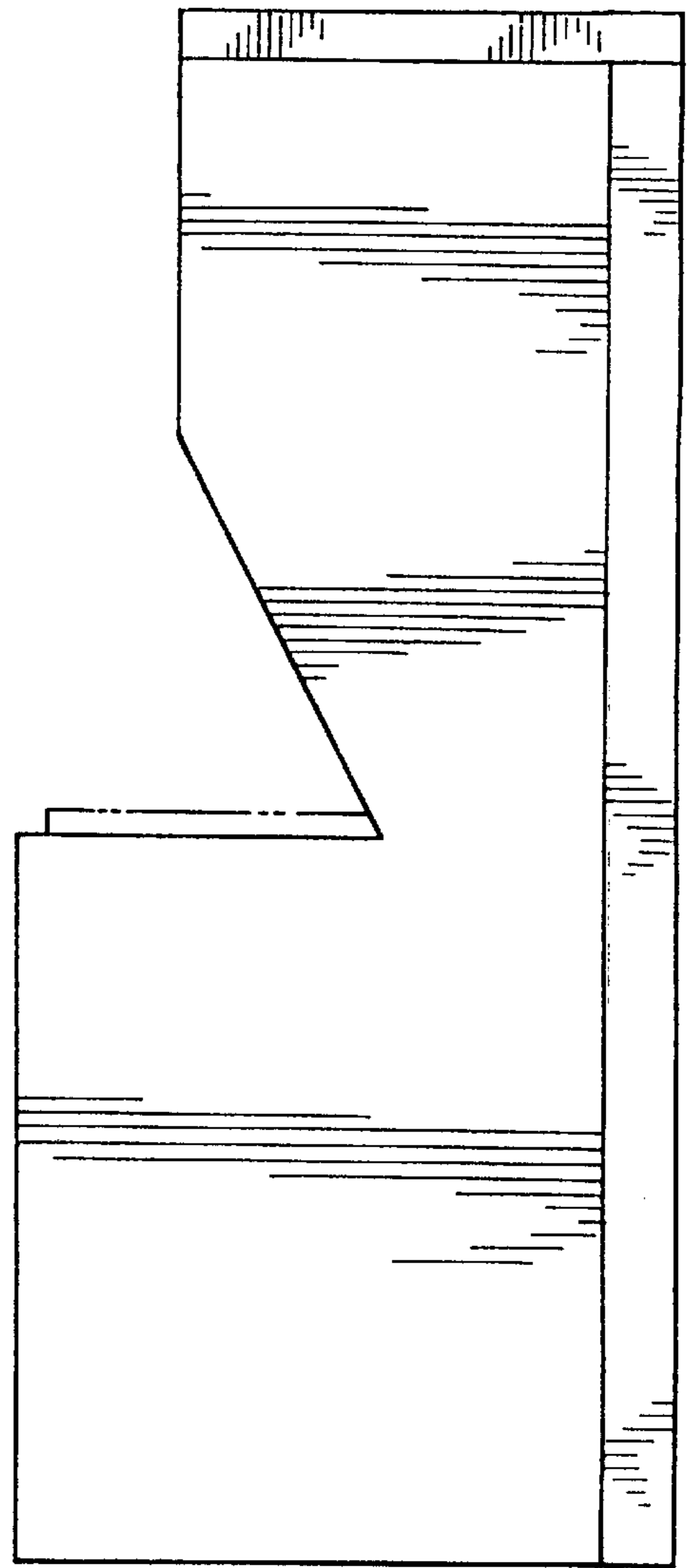
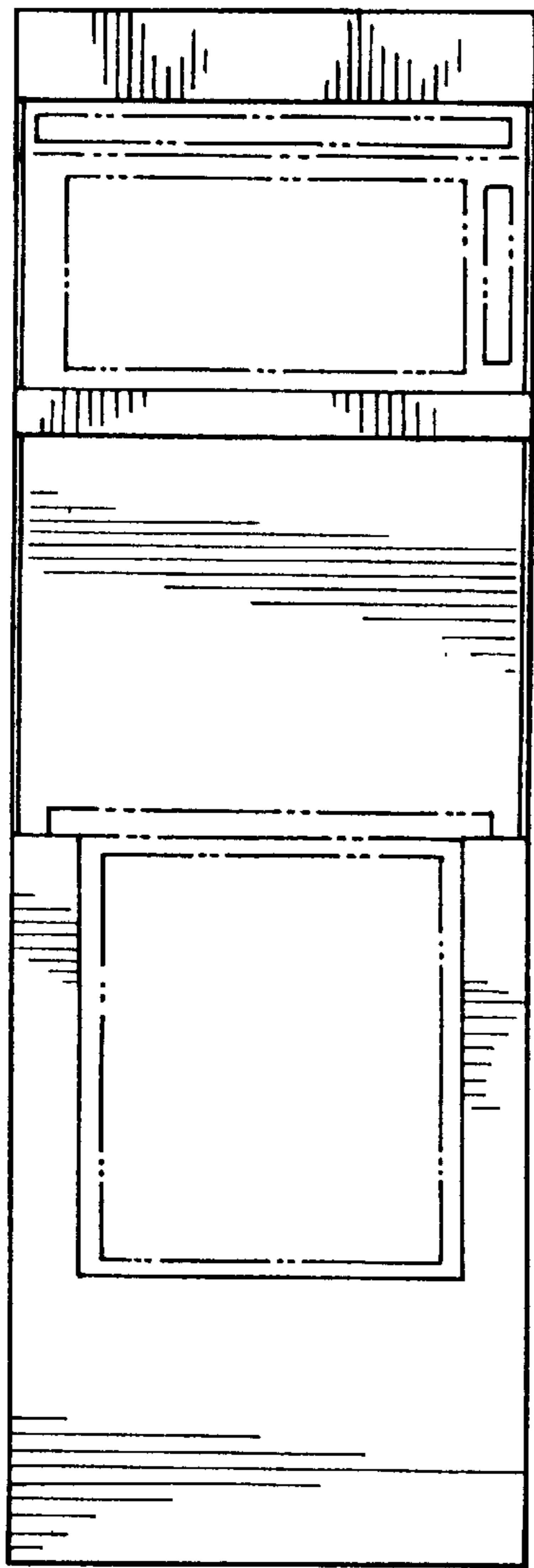


FIG. 3