



US00D438390S

(12) **United States Design Patent**
Davis

(10) **Patent No.:** **US D438,390 S**

(45) **Date of Patent:** **** Mar. 6, 2001**

(54) **CLOTHS HANGER**

(76) Inventor: **Michael Davis**, 777 Grande Vista,
Torrington, WY (US) 82240

(**) Term: **14 Years**

(21) Appl. No.: **29/123,966**

(22) Filed: **May 26, 2000**

(51) **LOC (7) Cl.** **06-08**

(52) **U.S. Cl.** **D6/317; D6/319**

(58) **Field of Search** D6/315, 317-319,
D6/513; 211/113, 119; 223/85, 88, 92, 95,
97, 68, 71, 84, 66

(56) **References Cited**

U.S. PATENT DOCUMENTS

D. 180,823	*	8/1957	Erdman .	
1,420,890	*	6/1922	Sutton et al. .	
2,340,320	*	2/1944	Goldbent .	
2,796,206	*	6/1957	Schwartz .	
3,153,499	*	10/1964	Babiskin et al. .	
4,364,496	*	12/1982	Bridgeman	211/113
4,416,401	*	11/1983	King	223/92
4,526,306	*	7/1985	Zuckerman et al.	223/85

* cited by examiner

Primary Examiner—B. J. Bullock

(74) *Attorney, Agent, or Firm*—Rick Martin; Patent Law
Offices of Rick Martin, P.C.

(57) **CLAIM**

The ornamental design for a cloths hanger, as shown and
described.

DESCRIPTION

FIG. 1 is a top perspective view of a cloths hanger showing
my new design supporting a shirt shown in broken lines for
illustrative purposes only and which forms no part of the
claimed design.

FIG. 2 is a front plan view of the cloths hanger shown in
FIG. 1.

FIG. 3 is a back plan view of the cloths hanger shown in
FIG. 1.

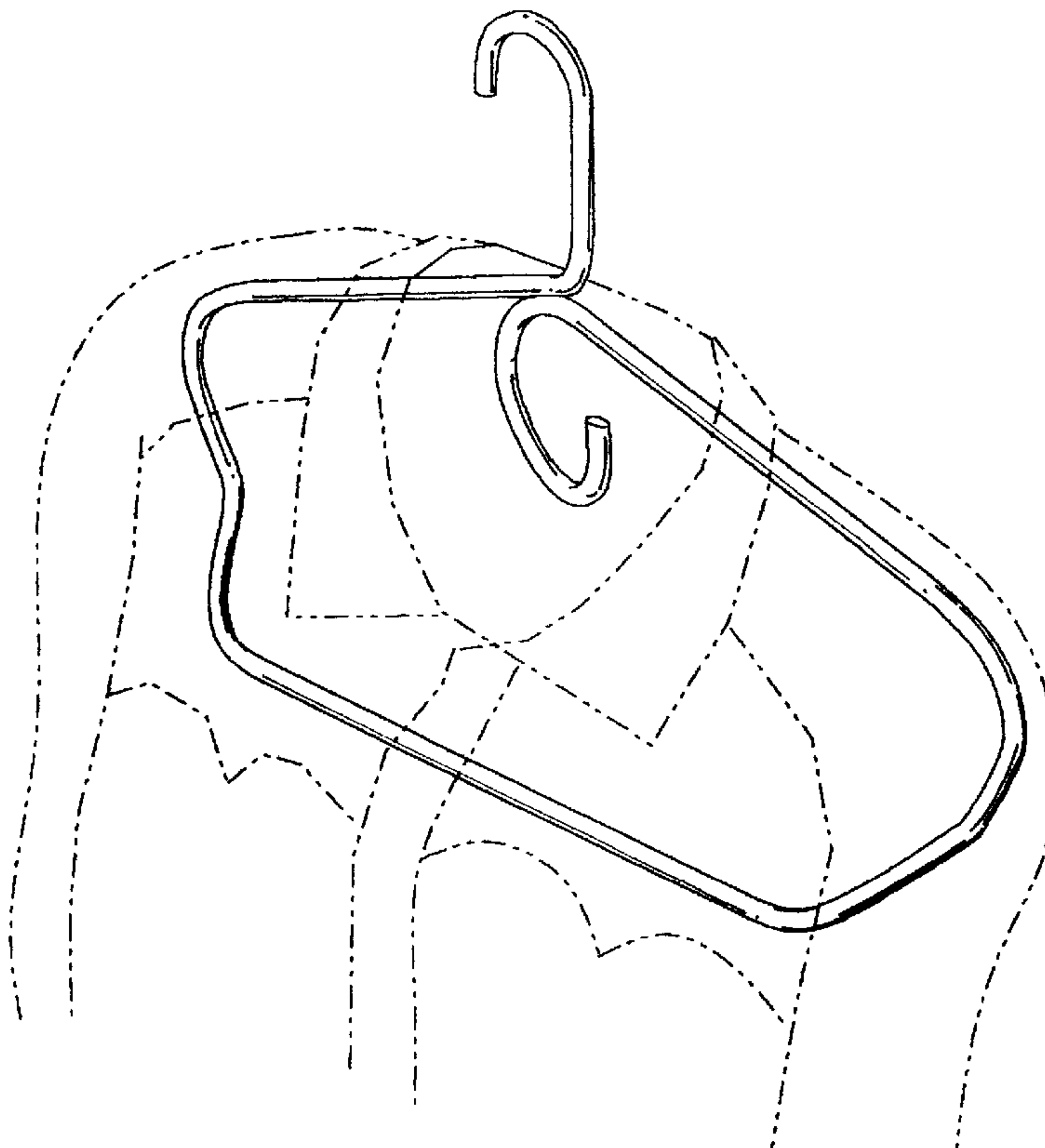
FIG. 4 is a left side plan view of the cloths hanger shown in
FIG. 1.

FIG. 5 is a right side plan view of the cloths hanger shown
in FIG. 1.

FIG. 6 is a top plan view of the cloths hanger shown in FIG.
1; and,

FIG. 7 is a bottom plan view of the cloths hanger shown in
FIG. 1.

1 Claim, 2 Drawing Sheets



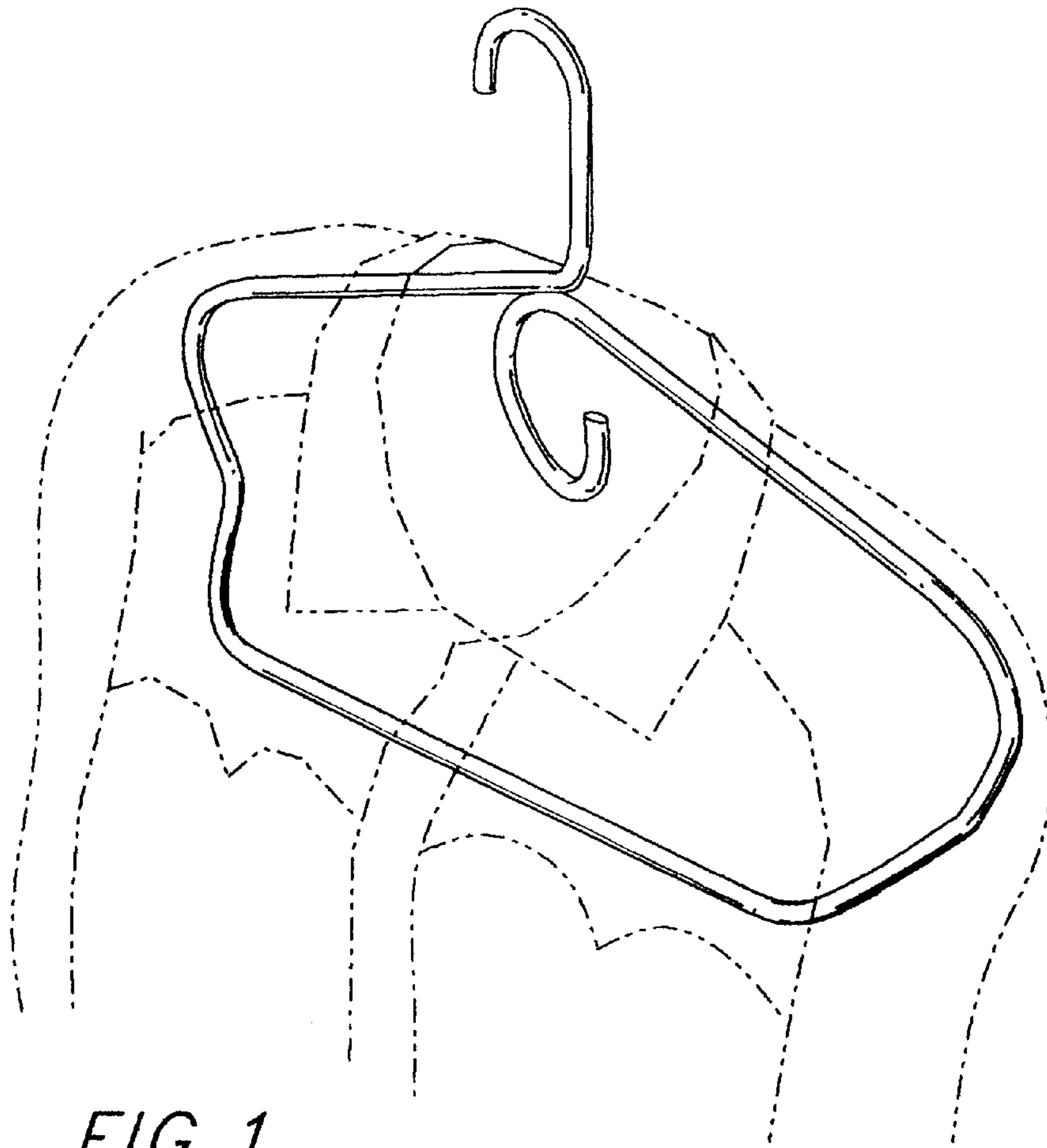


FIG. 1

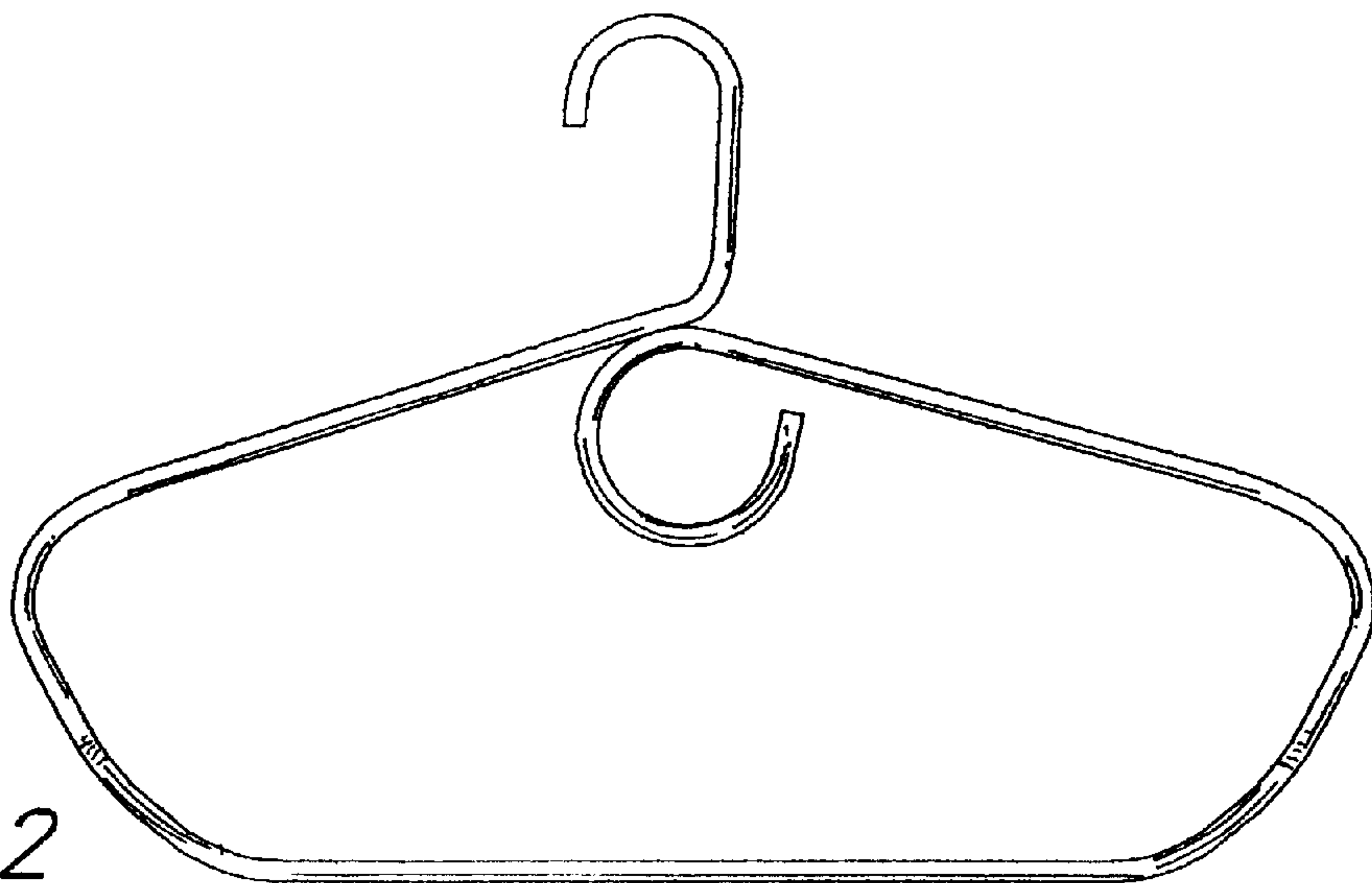


FIG. 2

