



US00D438387S

(12) **United States Design Patent**
Sharp

(10) **Patent No.:** **US D438,387 S**

(45) **Date of Patent:** **** Mar. 6, 2001**

(54) **RETRACTABLE GROOMING BRUSH ASSEMBLY**

(76) **Inventor:** **Walter M. Sharp**, 847 Kingsley Dr., Colorado Springs, CO (US) 80909

(**) **Term:** **14 Years**

(21) **Appl. No.:** **29/117,140**

(22) **Filed:** **Jan. 19, 2000**

(51) **LOC (7) Cl.** **04-02**

(52) **U.S. Cl.** **D4/121; D4/136**

(58) **Field of Search** D4/121, 134, 136, D4/138; D28/21, 23, 28, 30; 15/143.1, 159.1, 160, 184, 186-188, 201, 203; 132/120, 121, 123, 313

(56) **References Cited**

U.S. PATENT DOCUMENTS

- D. 301,769 * 6/1989 Chou D28/21
- D. 317,083 * 5/1991 Chou D4/121 X
- D. 319,923 * 9/1991 Chou D4/121

4,988,228 * 1/1991 Yeh 15/160 X

* cited by examiner

Primary Examiner—Alan P. Douglas

Assistant Examiner—Lavone Tabor

(74) *Attorney, Agent, or Firm*—Phillip A. Rein

(57) **CLAIM**

The ornamental design for a retractable grooming brush assembly, as shown and described.

DESCRIPTION

FIG. 1 is a perspective view of a retractable grooming brush assembly of this invention;

FIG. 2 is a side elevational view thereof with brush bristles in a retracted condition;

FIG. 3 is a front elevational view thereof with brush bristles in a retracted condition;

FIG. 4 is a side elevational view thereof opposite the view in FIG. 2 with brush bristles in an extended condition;

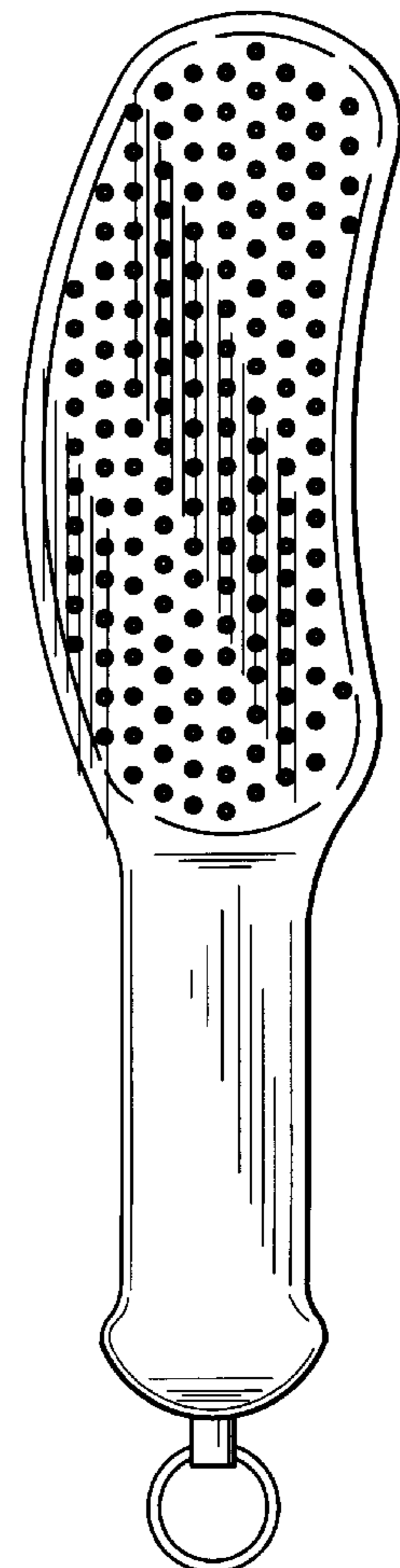

FIG. 5 is a top plan view thereof;

FIG. 6 is a side elevational view similar to FIG. 4 with brush bristles in a retracted condition;

FIG. 7 is a rear elevational view thereof; and,

FIG. 8 is a bottom plan view thereof.

1 Claim, 2 Drawing Sheets



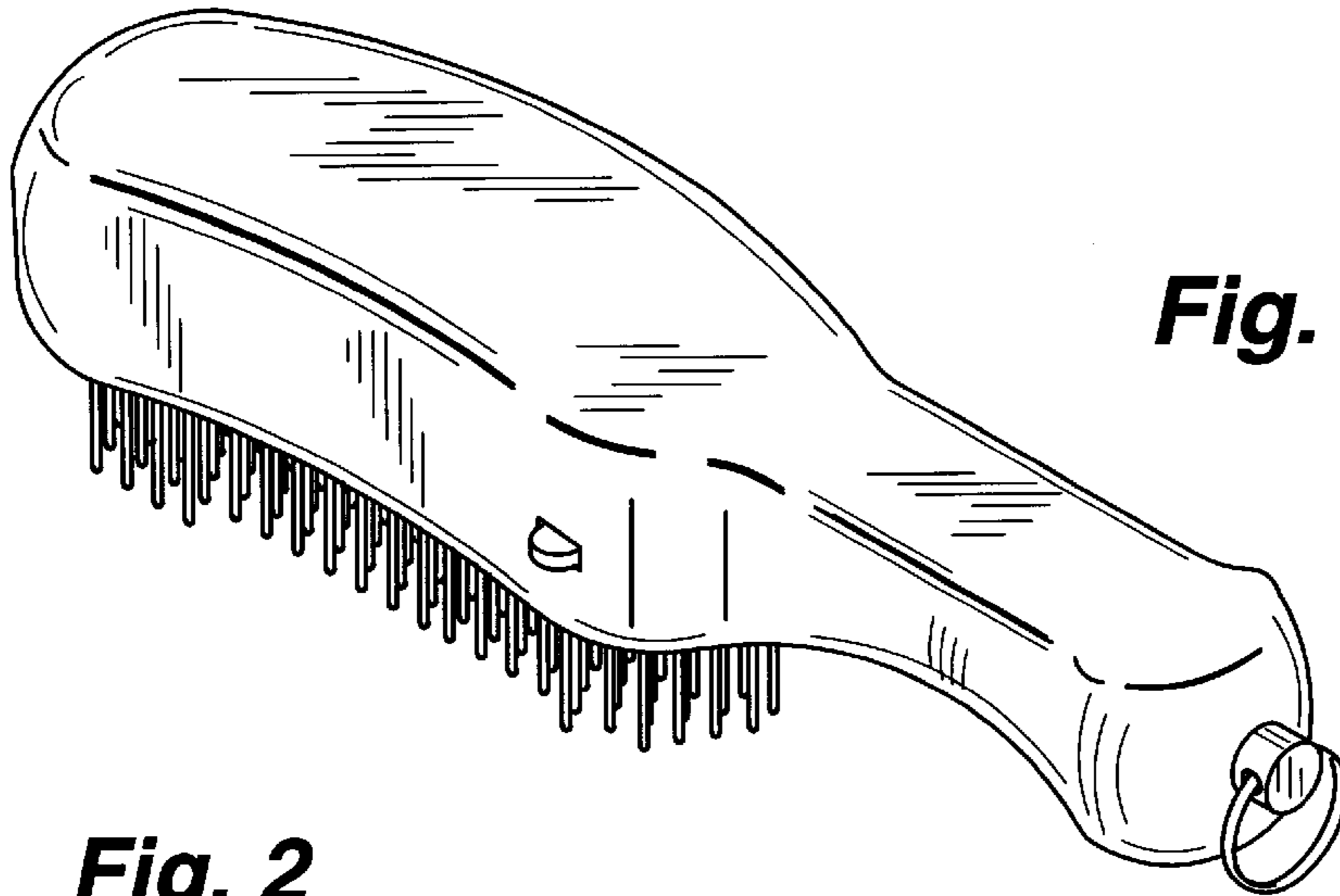


Fig. 1

Fig. 2




Fig. 3

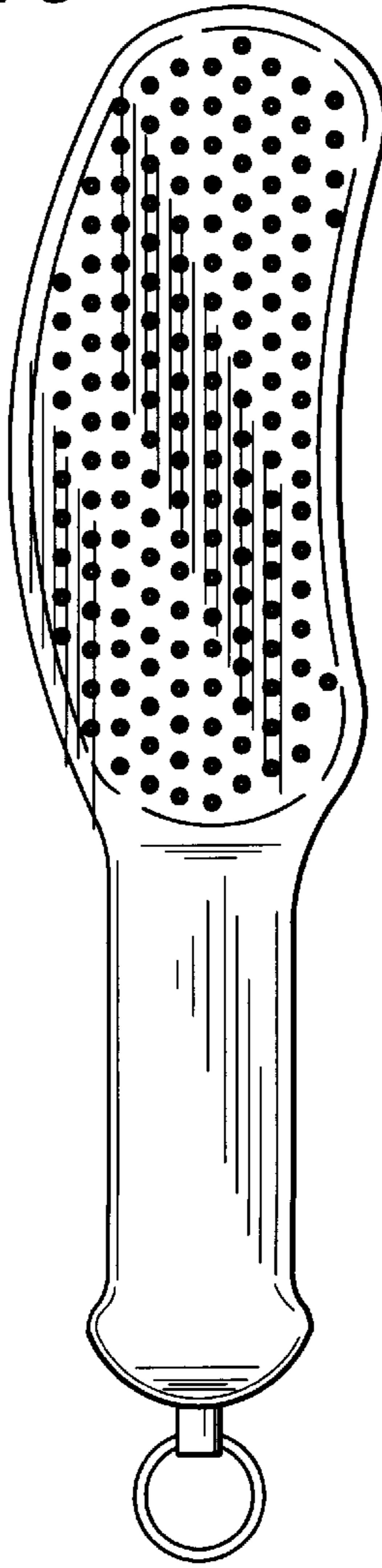


Fig. 4

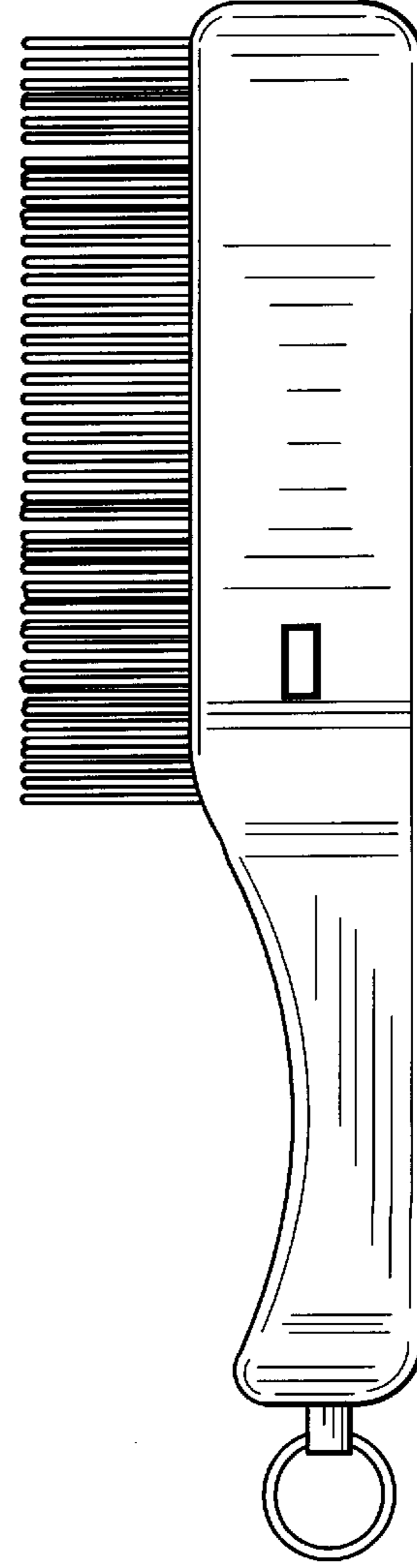


Fig. 5

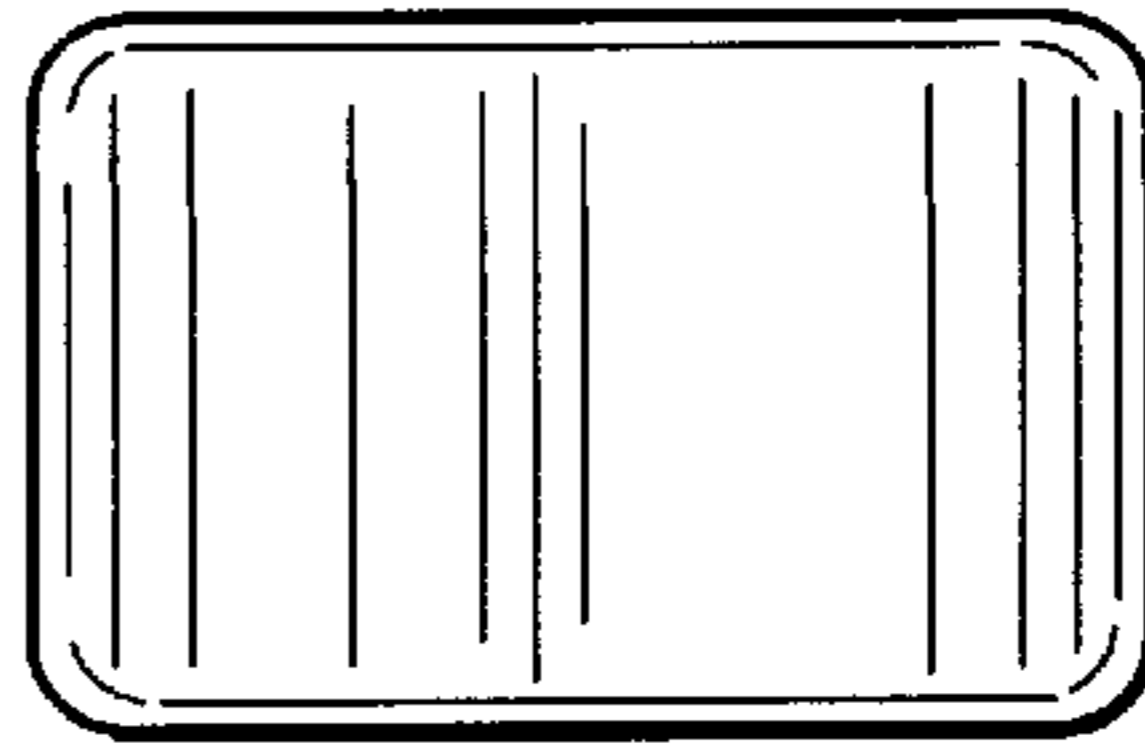


Fig. 6




Fig. 7

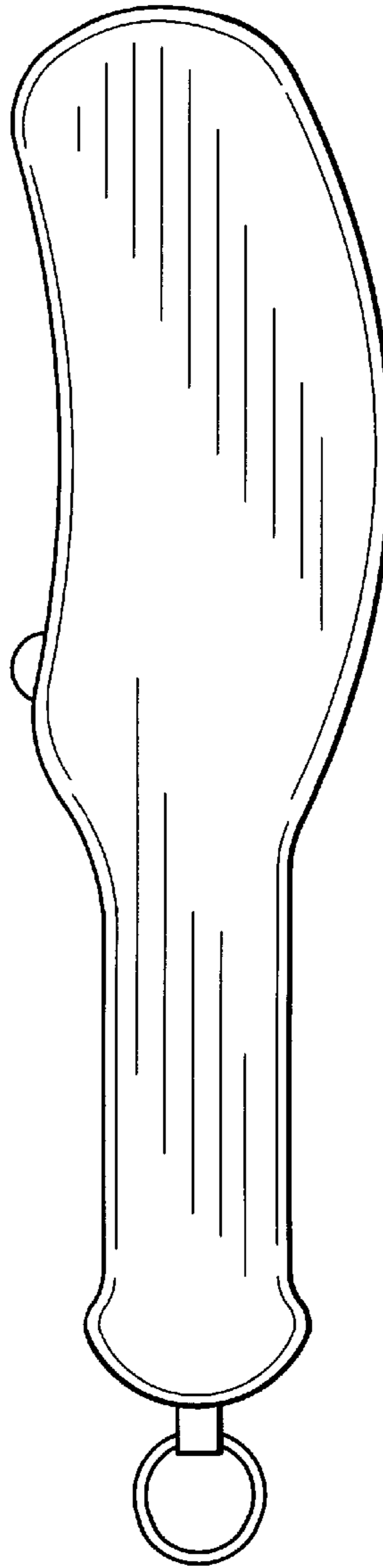


Fig. 8

