



US00D438383S

(12) **United States Design Patent**
Doat

(10) **Patent No.:** **US D438,383 S**

(45) **Date of Patent:** **** Mar. 6, 2001**

(54) **TOOTHBRUSH**

878,486 * 2/1908 Crowell 15/248.1
2,722,703 * 11/1955 Green 15/143.1

(75) Inventor: **Arnaud Doat**, Castres (FR)

FOREIGN PATENT DOCUMENTS

(73) Assignee: **Pierre Fabre Sante**, Boulogne (FR)

6-90823 * 4/1994 (JP) .

(**) Term: **14 Years**

* cited by examiner

(21) Appl. No.: **29/109,508**

Primary Examiner—Alan P. Douglas

Assistant Examiner—Lavone Tabor

(22) Filed: **Aug. 18, 1999**

(74) *Attorney, Agent, or Firm*—Jacobson, Price, Holman & Stern, PLLC

(30) **Foreign Application Priority Data**

Feb. 19, 1999 (FR) 99 1177

(51) **LOC (7) Cl.** **04-02**

(52) **U.S. Cl.** **D4/104**

(58) **Field of Search** D4/104–112, 132–134,
D4/138; 132/308; 15/143.1, 159.1, 167.1,
167.2, 186, 187, 248.1; 16/430; 601/139,
141

(56) **References Cited**

U.S. PATENT DOCUMENTS

D. 419,774 * 2/2000 Langue D4/104
860,527 * 7/1907 Cochrane 15/248.1


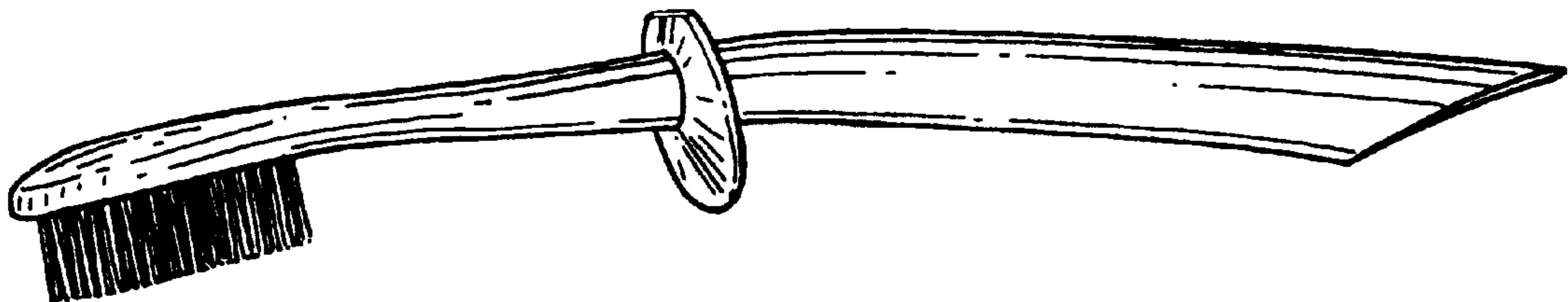
(57) **CLAIM**

The ornamental design for a toothbrush, as shown.

DESCRIPTION

FIG. 1 is a left side elevational view of a toothbrush showing my new design;
FIG. 2 is a right side elevational view thereof;
FIG. 3 is a top plan view thereof;
FIG. 4 is a bottom plan view thereof;
FIG. 5 is a front perspective view thereof;
FIG. 6 is a top back perspective view thereof; and,
FIG. 7 is a bottom back perspective view thereof.

1 Claim, 2 Drawing Sheets



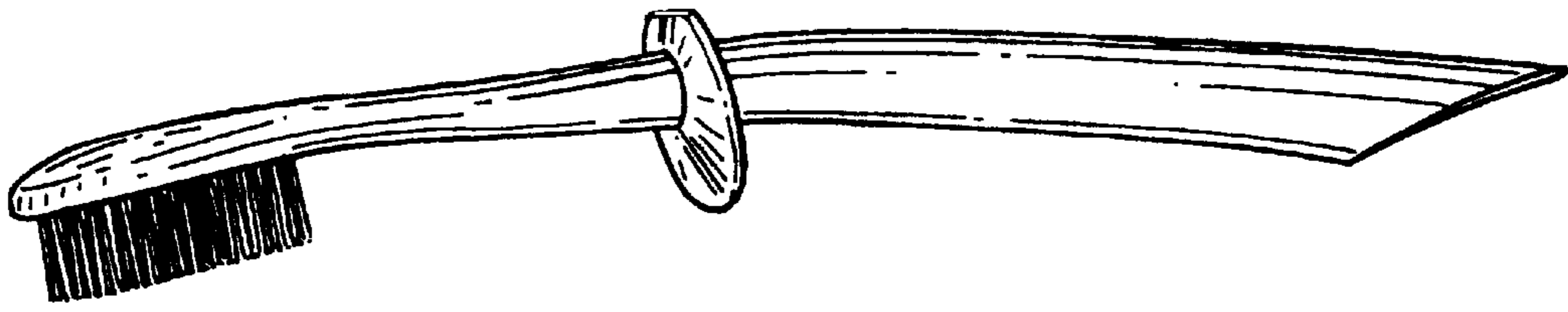


FIG. 1

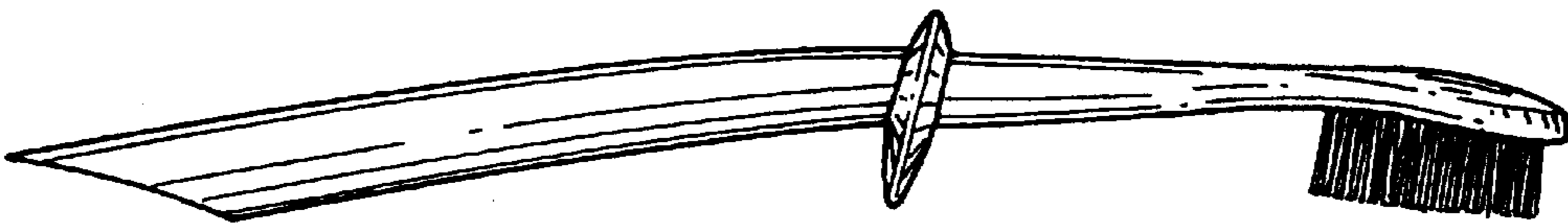


FIG. 2




FIG. 3




FIG. 4

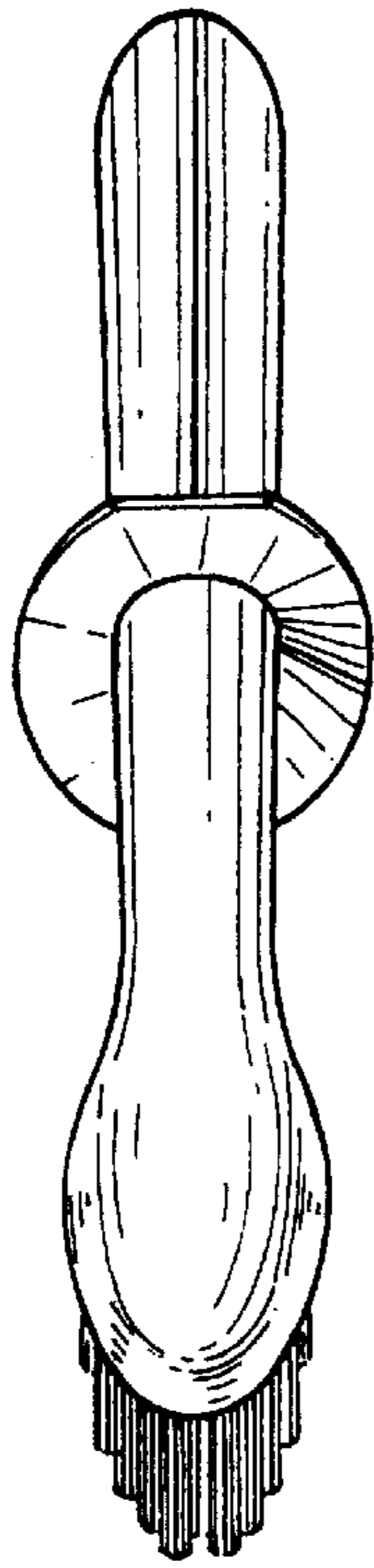


FIG. 5

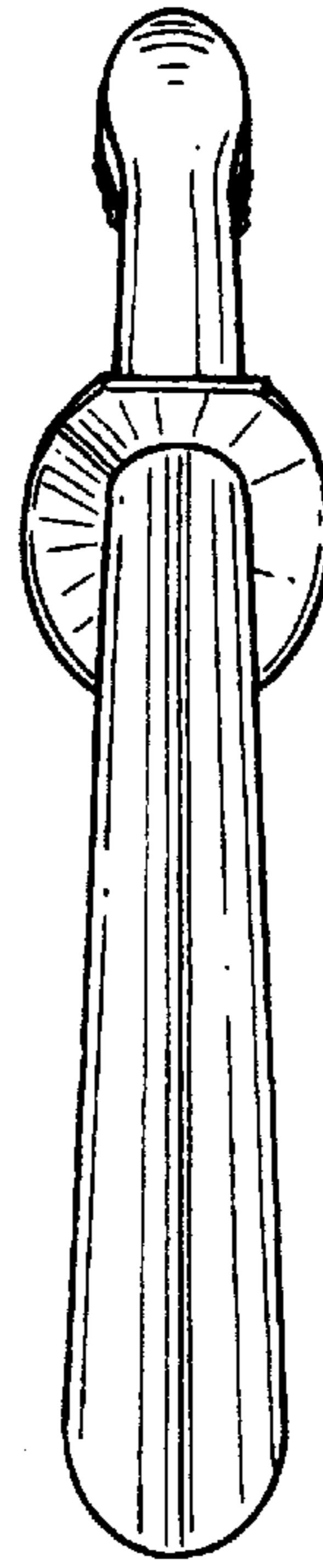


FIG. 6

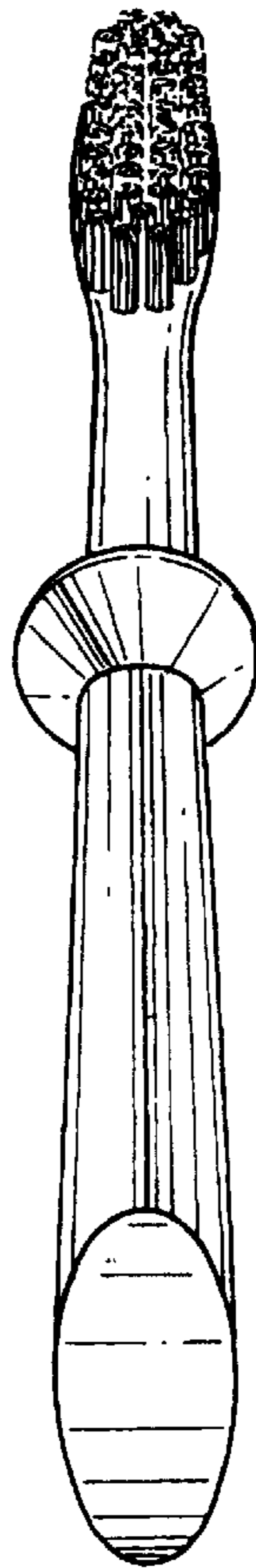


FIG. 7