



US00D438381S

(12) **United States Design Patent**  
**Sijmons**

(10) **Patent No.:** **US D438,381 S**

(45) **Date of Patent:** **\*\* Mar. 6, 2001**

(54) **METAL LUGGAGE CASE**

D. 401,408 \* 11/1998 Sun et al. .... D3/900  
5,685,403 11/1997 Morszeck ..... 190/126

(75) Inventor: **Erik Sijmons**, Oudenaarde (BE)

**OTHER PUBLICATIONS**

(73) Assignee: **Samsonite Corporation**, Denver, CO  
(US)

US Patent & Trademark Office Trademark Text and Image  
Database image of Trademark Reg. No. 2154594 granted  
May 5, 1998, filed Sep. 19, 1996.

(\*\*) Term: **14 Years**

\* cited by examiner

(21) Appl. No.: **29/110,010**

*Primary Examiner*—Philip S. Hyder

(22) Filed: **Aug. 27, 1999**

(74) *Attorney, Agent, or Firm*—Gregory W. O'Connor

(51) **LOC (7) Cl.** ..... **03-01**

(57) **CLAIM**

(52) **U.S. Cl.** ..... **D3/321; D3/900; D3/276**

The ornamental design for a metal luggage case, as shown  
and described.

(58) **Field of Search** ..... D3/272, 273, 276,  
D3/279, 900, 318; 190/100, 110, 109, 111,  
112, 113, 900

**DESCRIPTION**

(56) **References Cited**

FIG. 1 is a perspective view of the metal luggage case  
embodying my new design.

**U.S. PATENT DOCUMENTS**

FIG. 2 is a front view of the metal luggage case shown in  
FIG. 1.

- D. 215,389 \* 9/1969 Samhammer ..... D3/321
- D. 216,760 \* 3/1970 Samhammer ..... D3/321
- D. 218,376 \* 8/1970 Samhammer ..... D3/321
- D. 218,377 \* 8/1970 Samhammer ..... D3/321
- D. 278,000 \* 3/1985 Nordstrom et al. .... D3/900
- D. 303,455 9/1989 Uchiyama ..... D3/900
- D. 311,276 10/1990 Workman ..... D3/318
- D. 319,731 \* 9/1991 Reynolds, Jr. et al. .... D3/900
- D. 324,308 \* 3/1992 Chen ..... D3/900
- D. 331,663 \* 12/1992 Roncato ..... D3/900
- D. 333,914 \* 3/1993 Van Hove et al. .... D3/279
- D. 335,030 \* 4/1993 Alfonso ..... D3/279

FIG. 3 is a back view thereof, showing the side opposite that  
shown in FIG. 2.

FIG. 4 is a left side view thereof.

FIG. 5 is a right side view thereof.

FIG. 6 is a top view thereof; and,

FIG. 7 is a bottom view thereof.

The broken line showings of the handle are for illustrative  
purposes only and form no part of the claimed design.

**1 Claim, 3 Drawing Sheets**



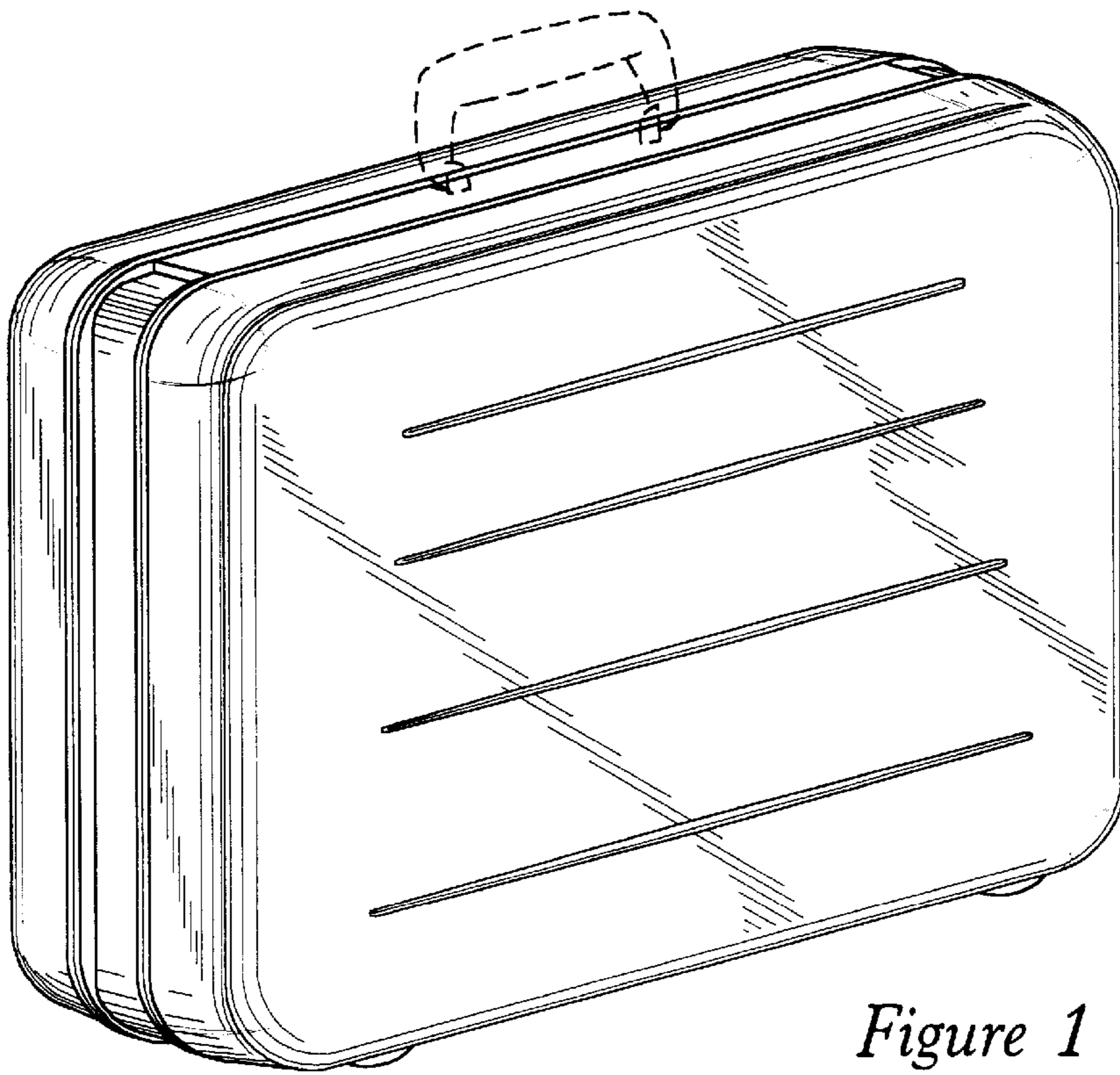


Figure 1

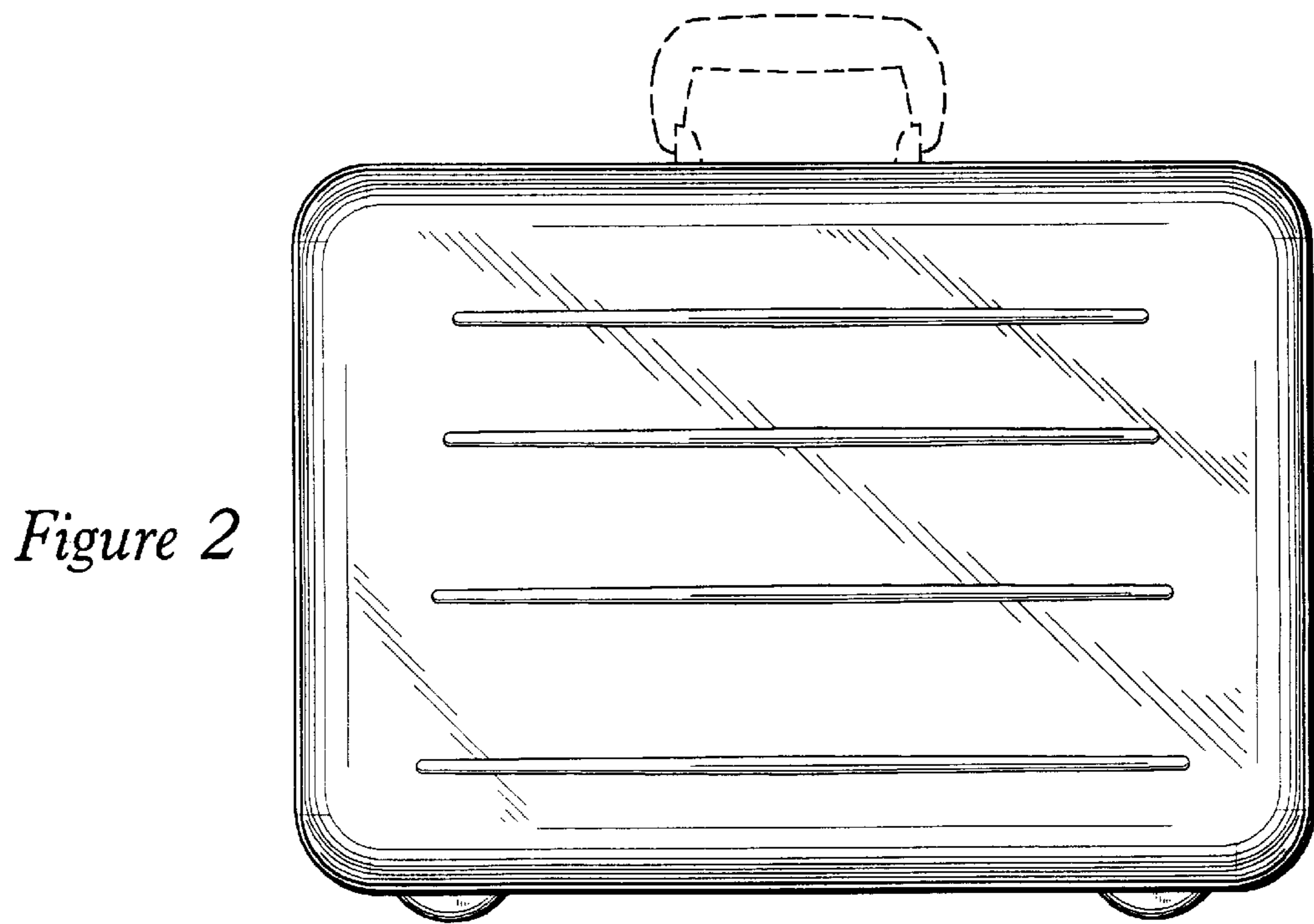

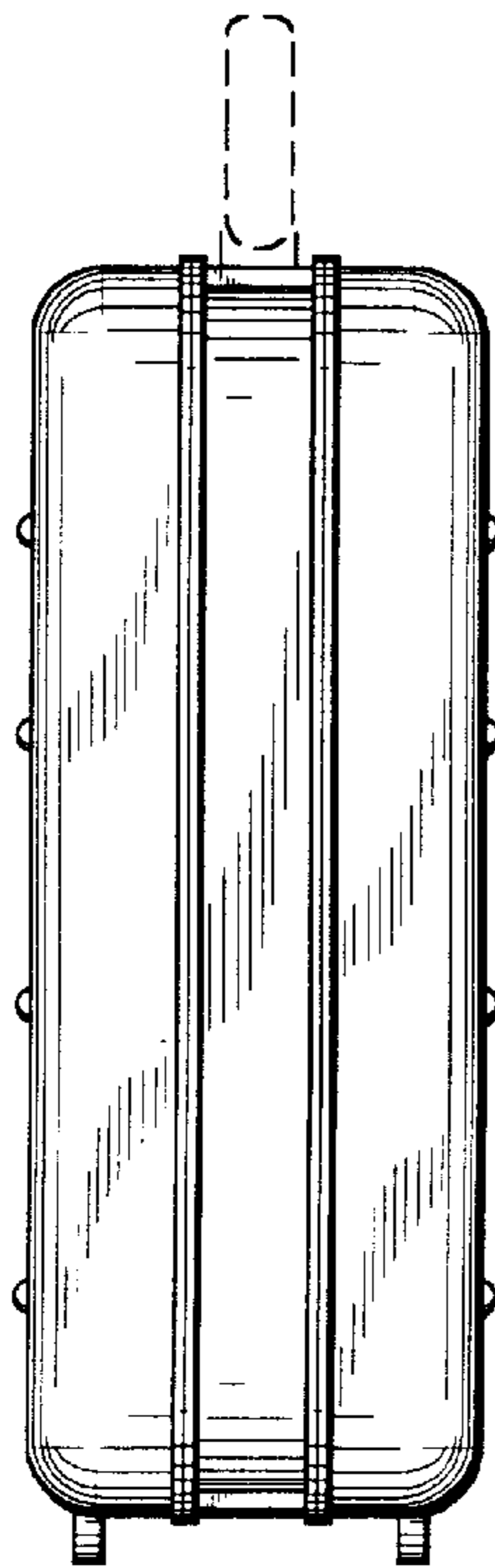


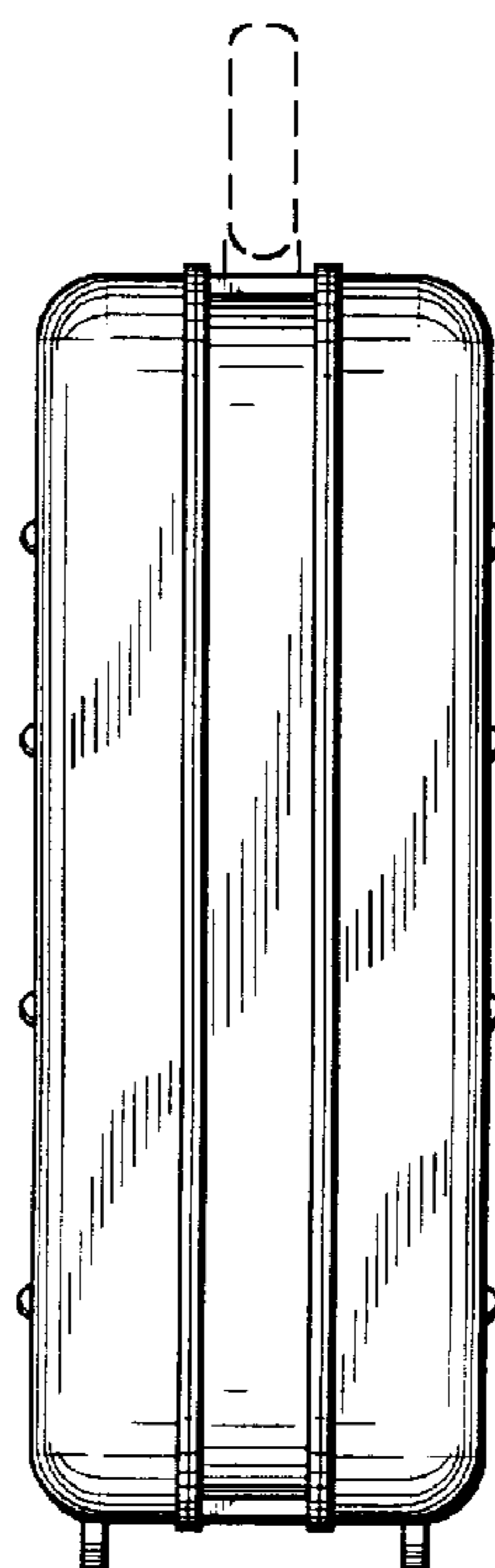
Figure 2




*Figure 3*



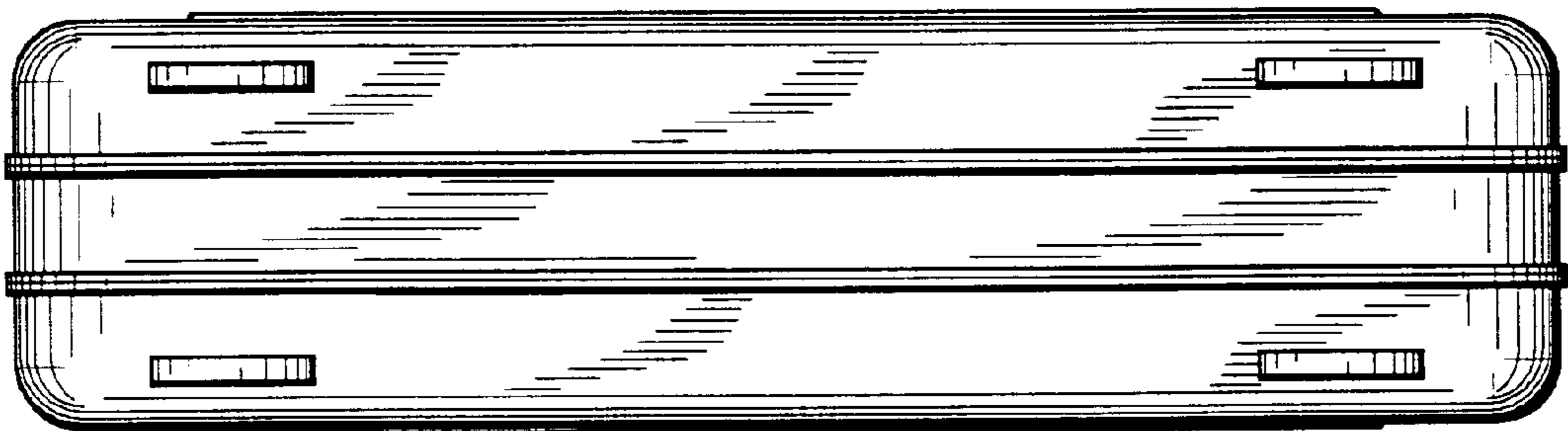
*Figure 4*



*Figure 5*



*Figure 6*



*Figure 7*