



US00D438354S

(12) **United States Design Patent**
Cann

(10) **Patent No.:** **US D438,354 S**

(45) **Date of Patent:** **** Feb. 27, 2001**

(54) **END CAP FOR MOP OR BROOM HANDLE**

(75) Inventor: **Robert A. Cann**, Amherst, MA (US)

(73) Assignee: **Milla Company INC**, Amherst, MA (US)

(**) Term: **14 Years**

(21) Appl. No.: **29/116,875**

(22) Filed: **Jan. 12, 2000**

(51) **LOC (7) Cl.** **08-99**

(52) **U.S. Cl.** **D32/35; D4/199**

(58) **Field of Search** D4/132, 135, 138,
D4/199; D8/107; D7/395; D32/35, 40, 50;
15/143.1, 159.1, 246; 16/110.1

(56) **References Cited**

U.S. PATENT DOCUMENTS

- D. 364,962 12/1995 Vosbikian .
- D. 409,343 5/1999 Kingry et al. .

OTHER PUBLICATIONS

Dec. 8, 1999 Photo of Prior Art Samples Known to Inventor Showing Handle End Caps from Suburbanite Industries; Oskar USA; Handles Inc.; Libman Co.; Quickie Mfg. Co. and Rubbermaid.

Primary Examiner—Alan P. Douglas

Assistant Examiner—Lavone Tabor

(57) **CLAIM**

The ornamental design for an end cap for mop or broom handle, as shown and described.

DESCRIPTION

FIG. 1 is a perspective view of my invention;

FIG. 2 is front view thereof, the back view being a mirror image;

FIG. 3 is a left side view thereof, the right side view being a mirror image;

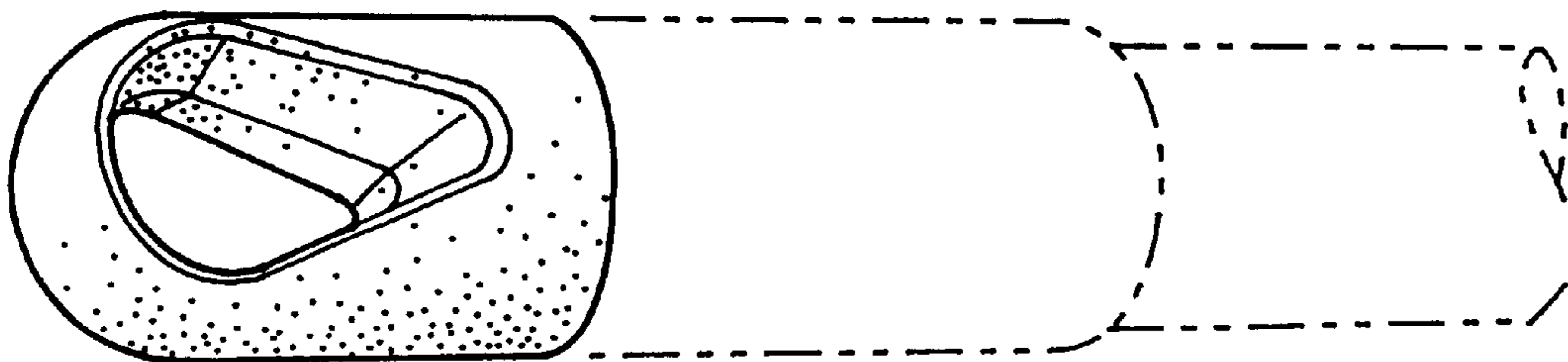
FIG. 4 is a top view thereof;

FIG. 5 is a cross-sectional view along the lines 5—5 of FIG. 3; and,

FIG. 6 is a bottom view of my invention.

The broken lines showing a mop or broom handle in the drawings are for illustrative purposes only and form no part of my claimed design.

1 Claim, 1 Drawing Sheet






FIG. 1



FIG. 2

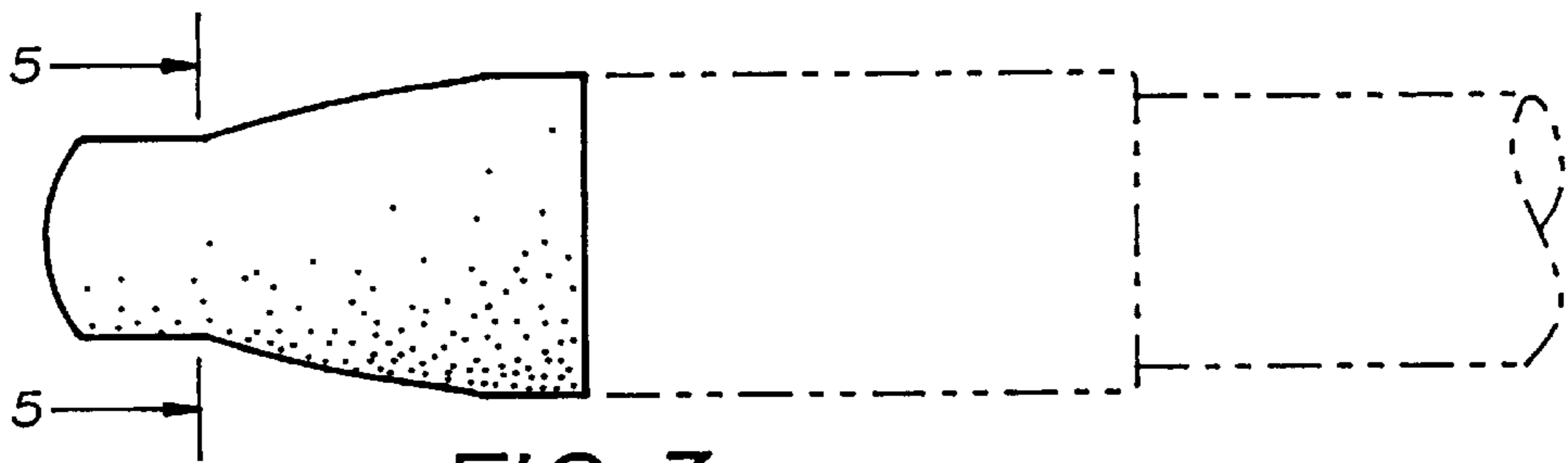


FIG. 3

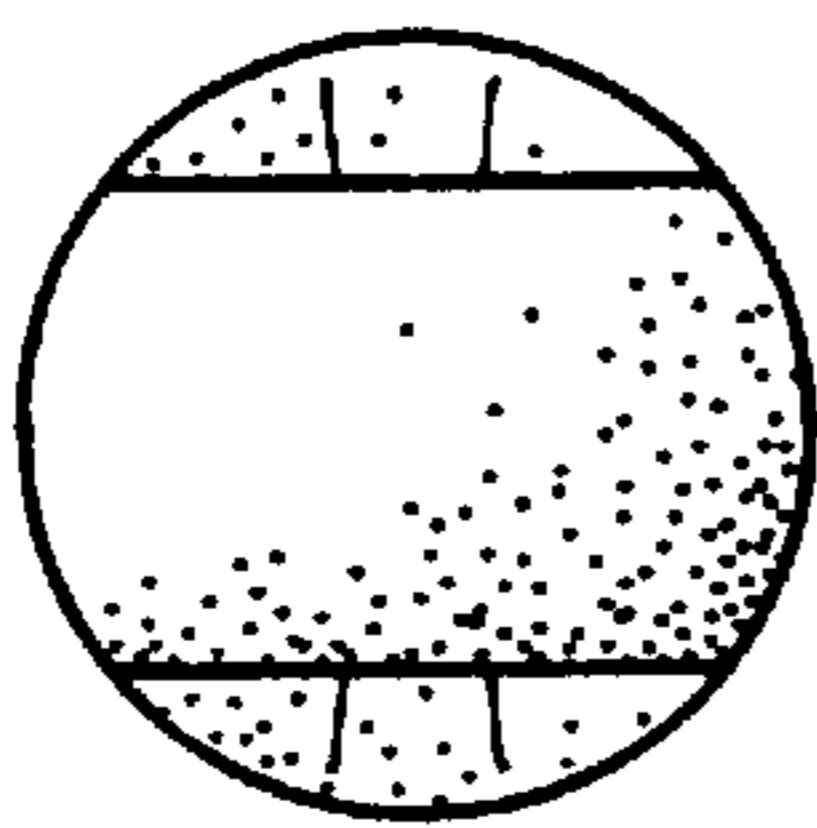


FIG. 4

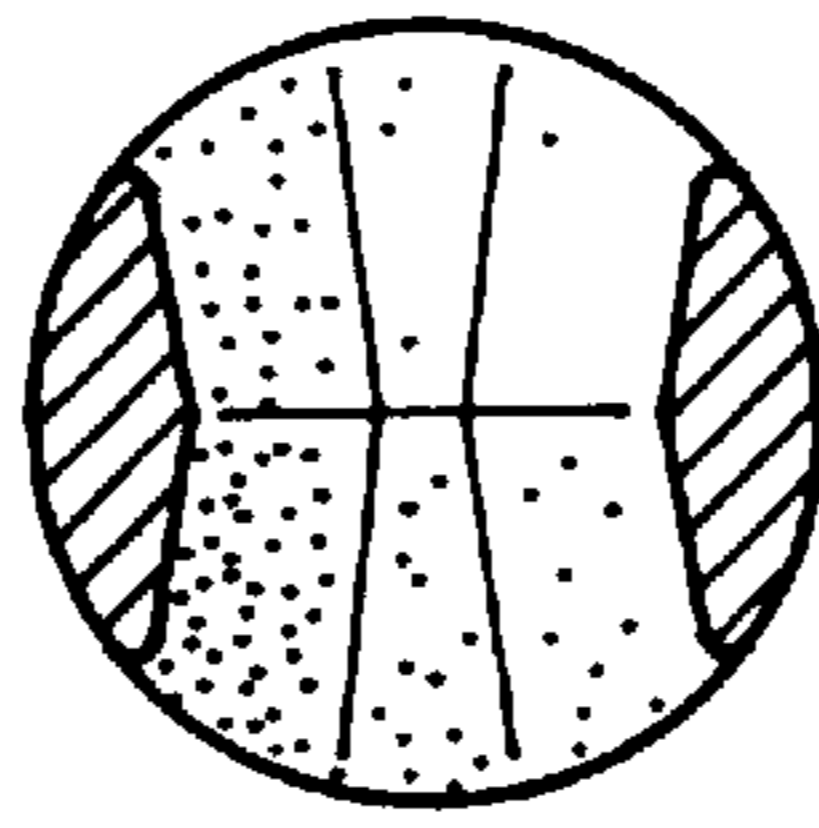


FIG. 5

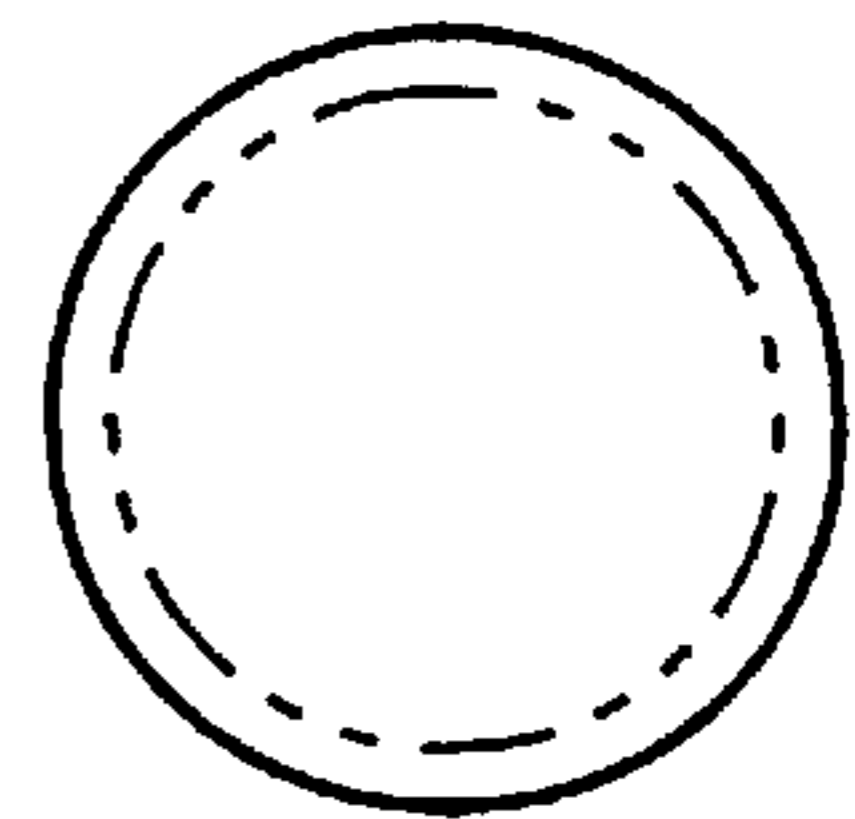


FIG. 6