



US00D438344S

(12) **United States Design Patent**  
**Curzon**

(10) **Patent No.:** **US D438,344 S**

(45) **Date of Patent:** **\*\* Feb. 27, 2001**

(54) **HAND DRYER**

5,111,594 \* 5/1992 Allen ..... 34/202 X

(75) Inventor: **John V. Curzon**, Swindon (GB)

\* cited by examiner

(73) Assignee: **Brobrick Washroom Equipment, Inc.**,  
North Hollywood, CA (US)

*Primary Examiner*—Paula A. Mortimer

(74) *Attorney, Agent, or Firm*—Christie, Parker & Hale,  
LLP

(\*\*) Term: **14 Years**

(57) **CLAIM**

(21) Appl. No.: **29/121,656**

The ornamental design for hand dryer, as shown and described.

(22) Filed: **Apr. 7, 2000**

(51) **LOC (7) Cl.** ..... **28-03**

(52) **U.S. Cl.** ..... **D28/54.1**

(58) **Field of Search** ..... D28/9, 12, 13,  
D28/14, 18, 19, 54.1, 58; 34/97, 201, 202,  
241; 219/490, 492, 512; 392/360, 363,  
367, 370, 381

**DESCRIPTION**

FIG. 1 is a front view of a hand dryer showing my new design, the portion in phantom being air inlet portions and air outlet portions which form no part of the claimed design; FIG. 2 is a top plan view thereof;

FIG. 3 is a right side view thereof;

FIG. 4 is a left side view thereof; and,

FIG. 5 is a bottom plan view thereof, the portion in phantom being air inlet portions and air outlet portions which form no part of the claimed design.

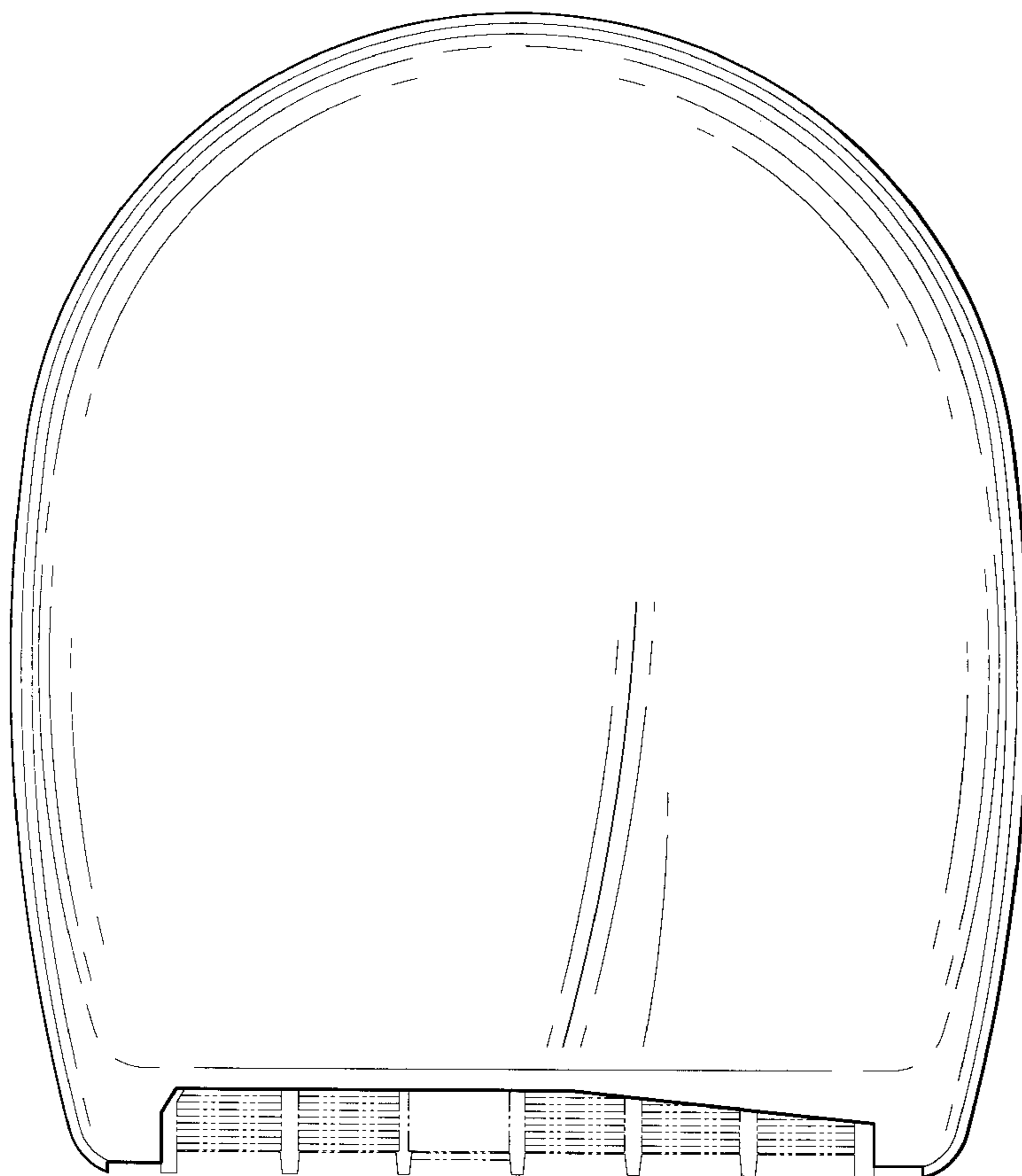
The appearance of the back of the hand dryer forms no part of the claimed design.

(56) **References Cited**


**U.S. PATENT DOCUMENTS**

- D. 299,559 \* 1/1989 Wong ..... D28/58
- D. 415,857 \* 10/1999 Ayre ..... D28/54.1
- D. 425,253 \* 5/2000 Ayre ..... D28/54.1
- 3,287,824 \* 11/1966 Selditz ..... 34/202
- 3,864,847 \* 2/1975 Friedman et al. .... 34/202


**1 Claim, 5 Drawing Sheets**




*FIG. 1*

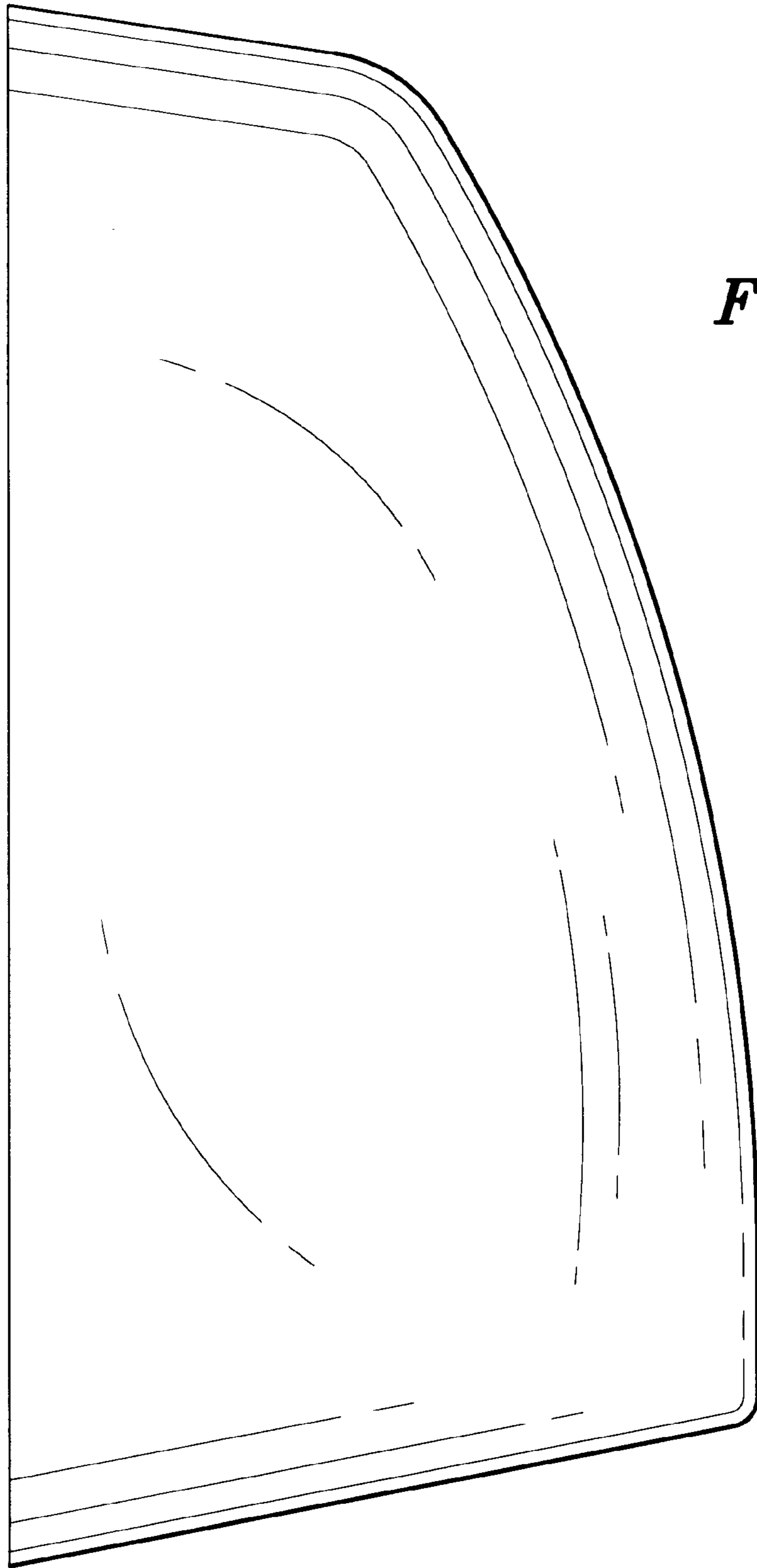


*FIG. 2*



***FIG. 3***





***FIG. 4***

*FIG. 5*

