



US00D438342S

(12) **United States Design Patent**
Gray

(10) **Patent No.:** **US D438,342 S**

(45) **Date of Patent:** **** Feb. 27, 2001**

(54) **RAZOR HANDLE**

5,784,790 * 7/1998 Caron, III 30/532

(75) Inventor: **Michael J. Gray**, Duxbury, MA (US)

* cited by examiner

(73) Assignee: **The Gillette Company**, Boston, MA (US)

Primary Examiner—Catherine Tuttle

(74) *Attorney, Agent, or Firm*—Chester Cekala

(**) Term: **14 Years**

(57) **CLAIM**

The ornamental design for a razor handle, as shown and described.

(21) Appl. No.: **29/119,401**

(22) Filed: **Feb. 29, 2000**

DESCRIPTION

(51) **LOC (7) Cl.** **28-03**

FIG. 1 is a perspective view showing my new design for a razor handle applied to a razor assembly shown in broken lines;

(52) **U.S. Cl.** **D28/48**

FIG. 2 is a top plan view thereof;

(58) **Field of Search** D28/45, 46, 48;

FIG. 3 is a back elevational view thereof,

D8/107, 303, DIG. 7; 30/32, 47, 526, 527, 530–533; D4/104

FIG. 4 is a left side elevational view thereof, the opposite side being a mirror image;

(56) **References Cited**

U.S. PATENT DOCUMENTS

- D. 150,439 * 8/1948 Neilsen D28/46 X
- D. 193,299 * 7/1962 Dreyfuss D28/46
- D. 266,960 * 11/1982 Gray et al. D28/48
- D. 307,334 * 4/1990 Ferraro et al. D28/46
- D. 355,049 * 1/1995 Yasui D28/48
- D. 392,418 * 3/1998 Gray D28/48
- D. 416,109 * 11/1999 Wonderley D28/48
- D. 419,265 * 1/2000 Gray D28/48
- D. 422,117 * 3/2000 Motta D28/48
- 2,370,815 * 3/1945 Ross 30/526 X
- 4,903,405 * 2/1990 Halevy 30/47

FIG. 5 is a front elevational view thereof, the rear elevation being a mirror image;

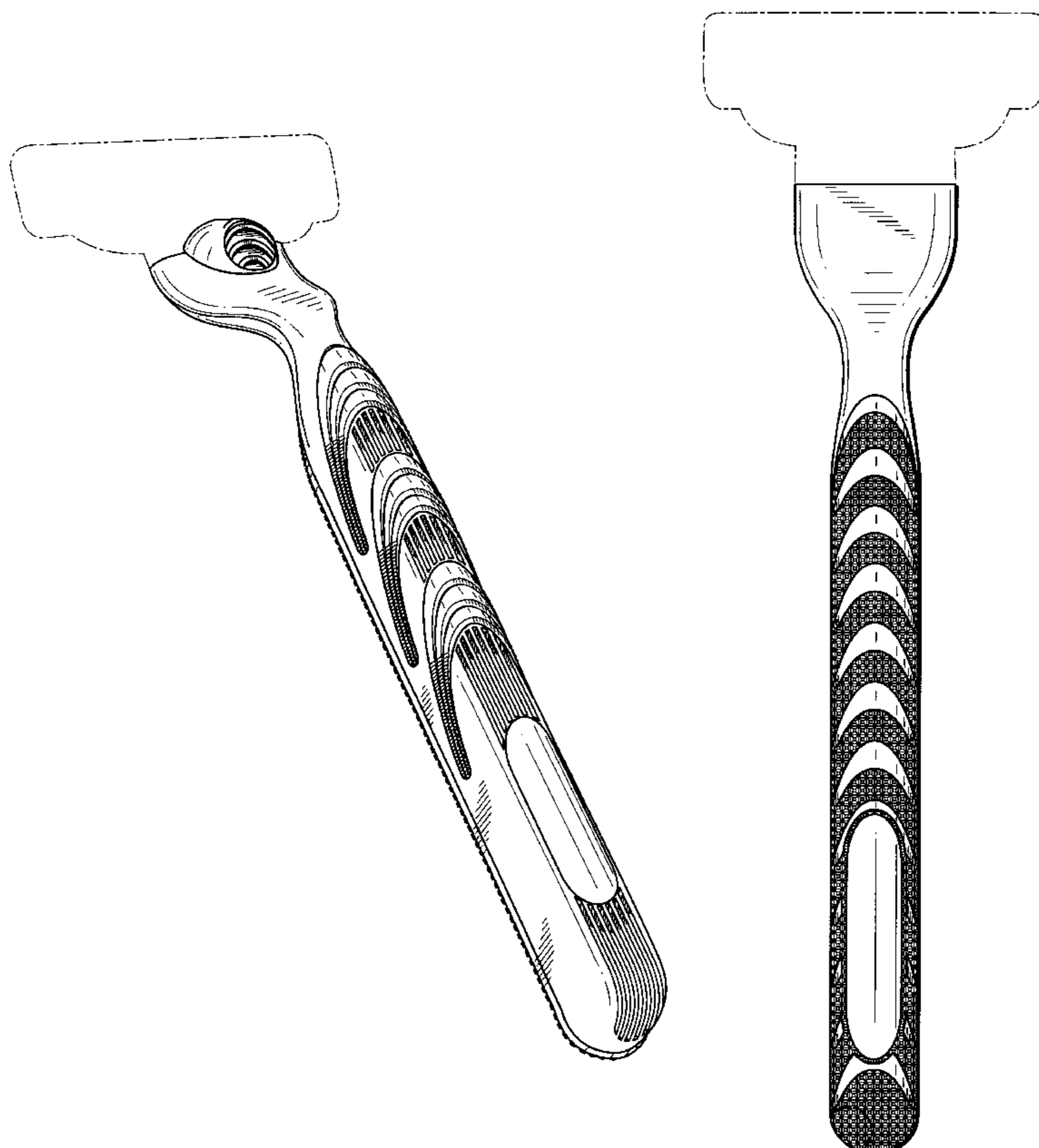
FIG. 6 is a bottom plan view thereof;

FIG. 7 is a plan view of the portion of the design identified in FIG. 3 shown separately and on an enlarged scale for clarity of illustration; and,

FIG. 8 is a side view of the portion of the design identified in FIG. 4 shown separately and on an enlarged scale for clarity of illustration.

The broken line showing of the razor is for illustrative purposes only and forms no part of the claimed design.

1 Claim, 7 Drawing Sheets



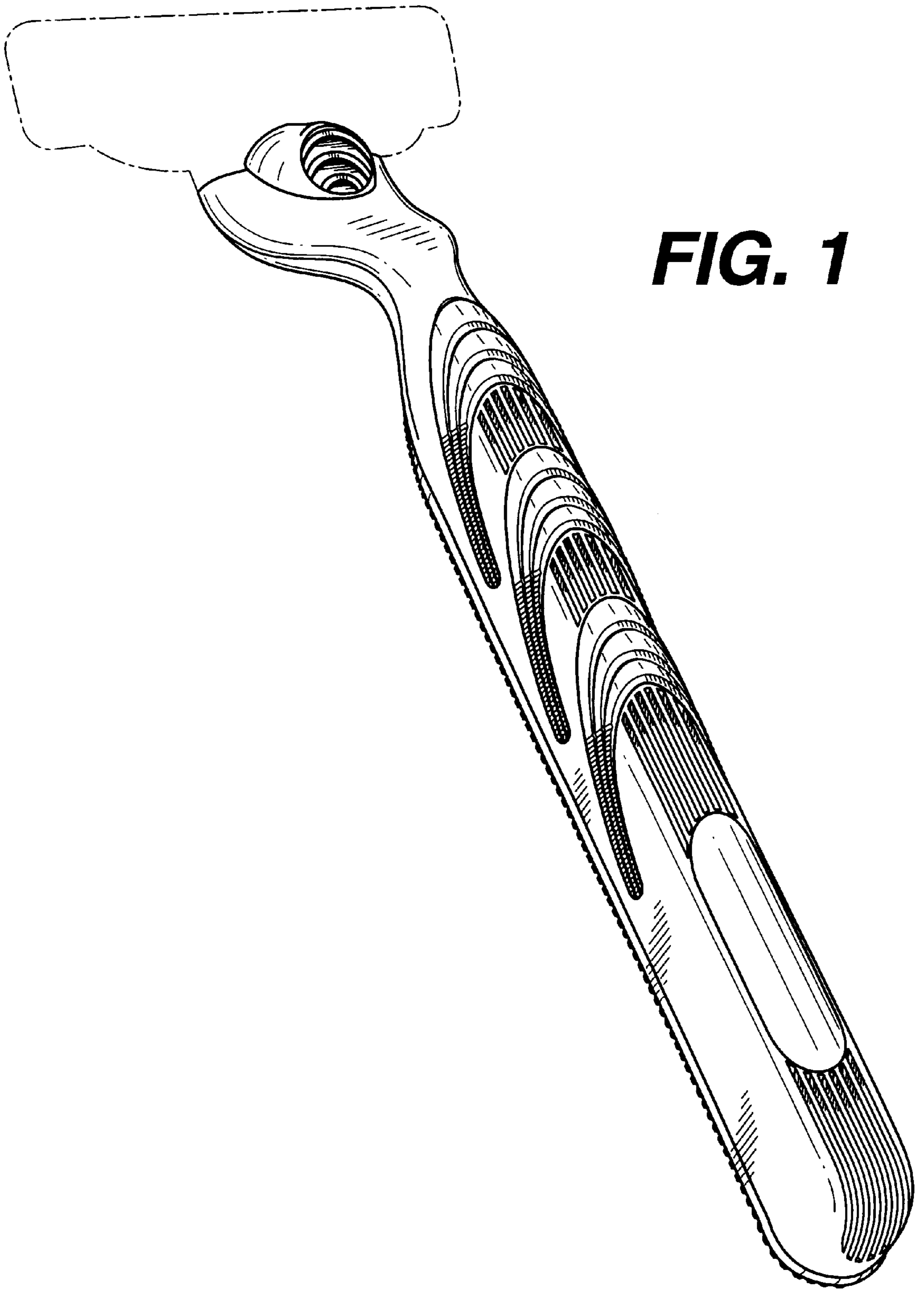


FIG. 2




FIG. 3

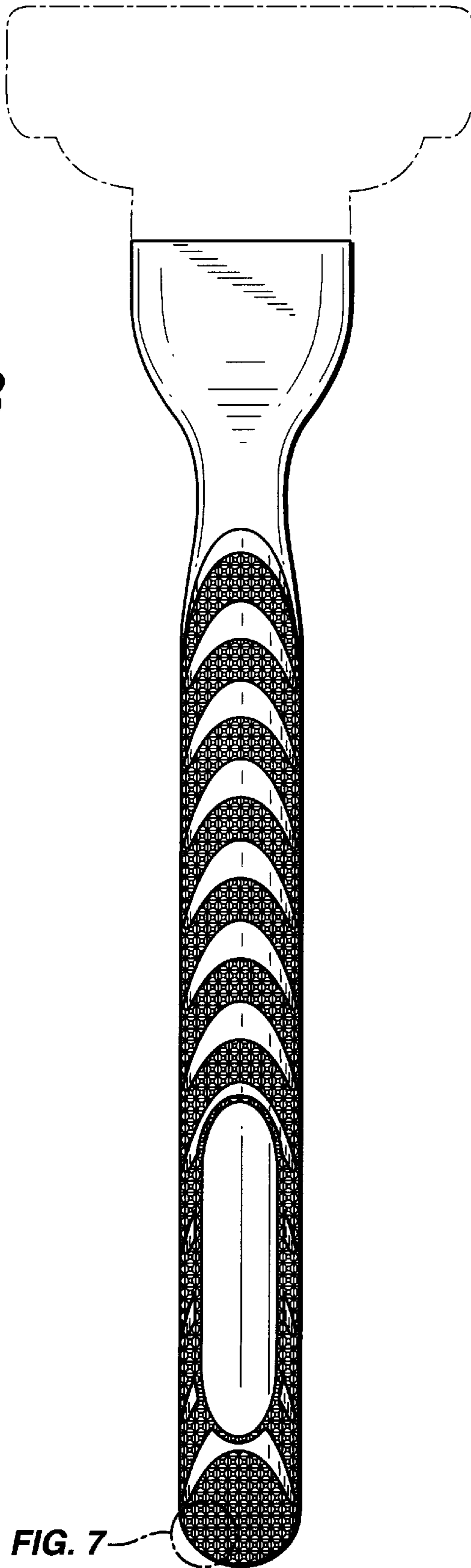


FIG. 4



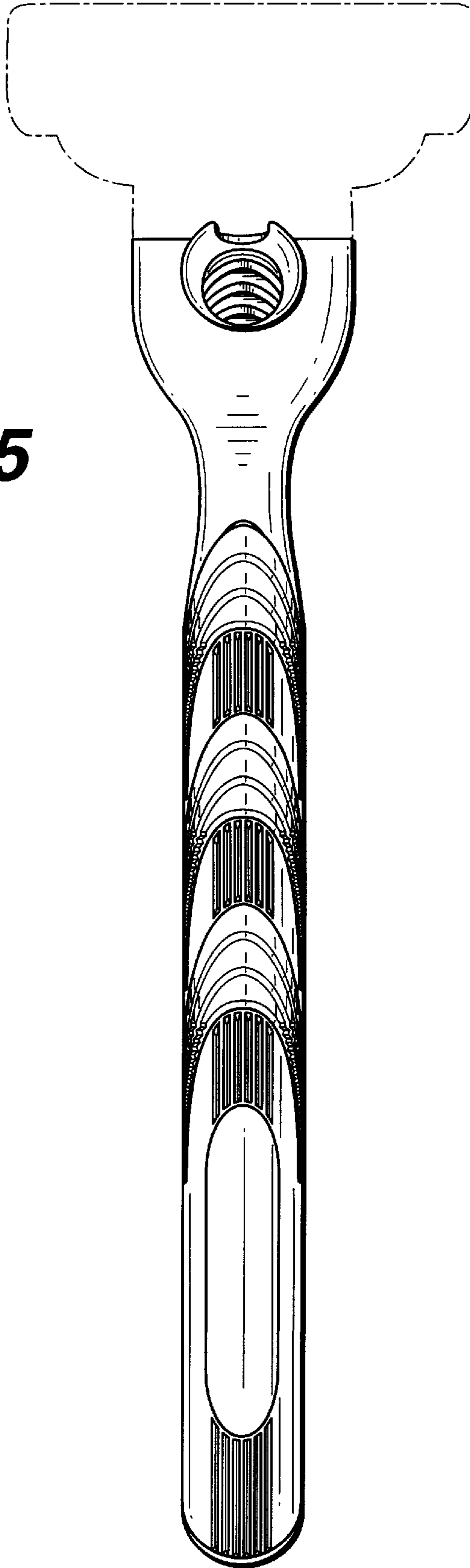


FIG. 5

FIG. 6

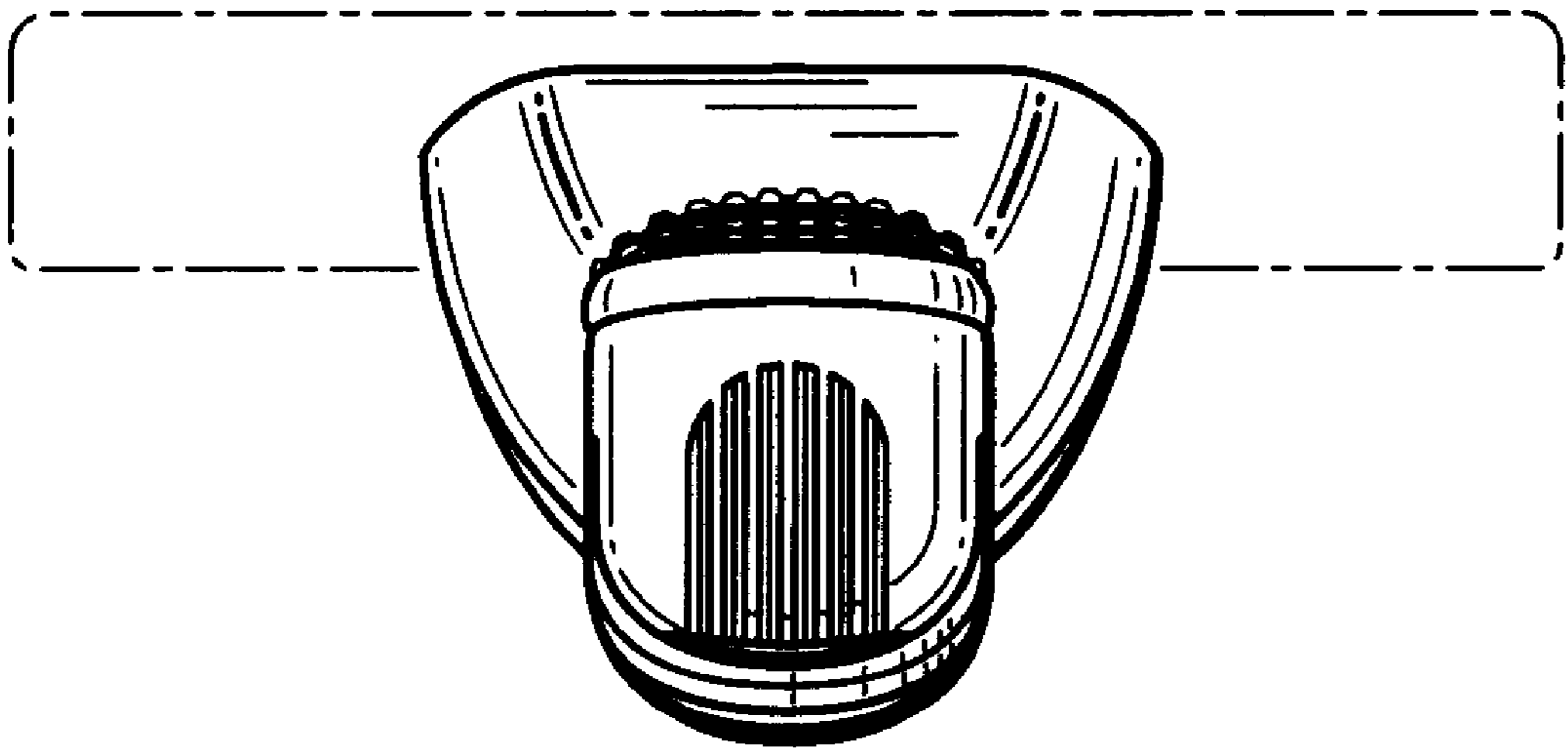


FIG. 7

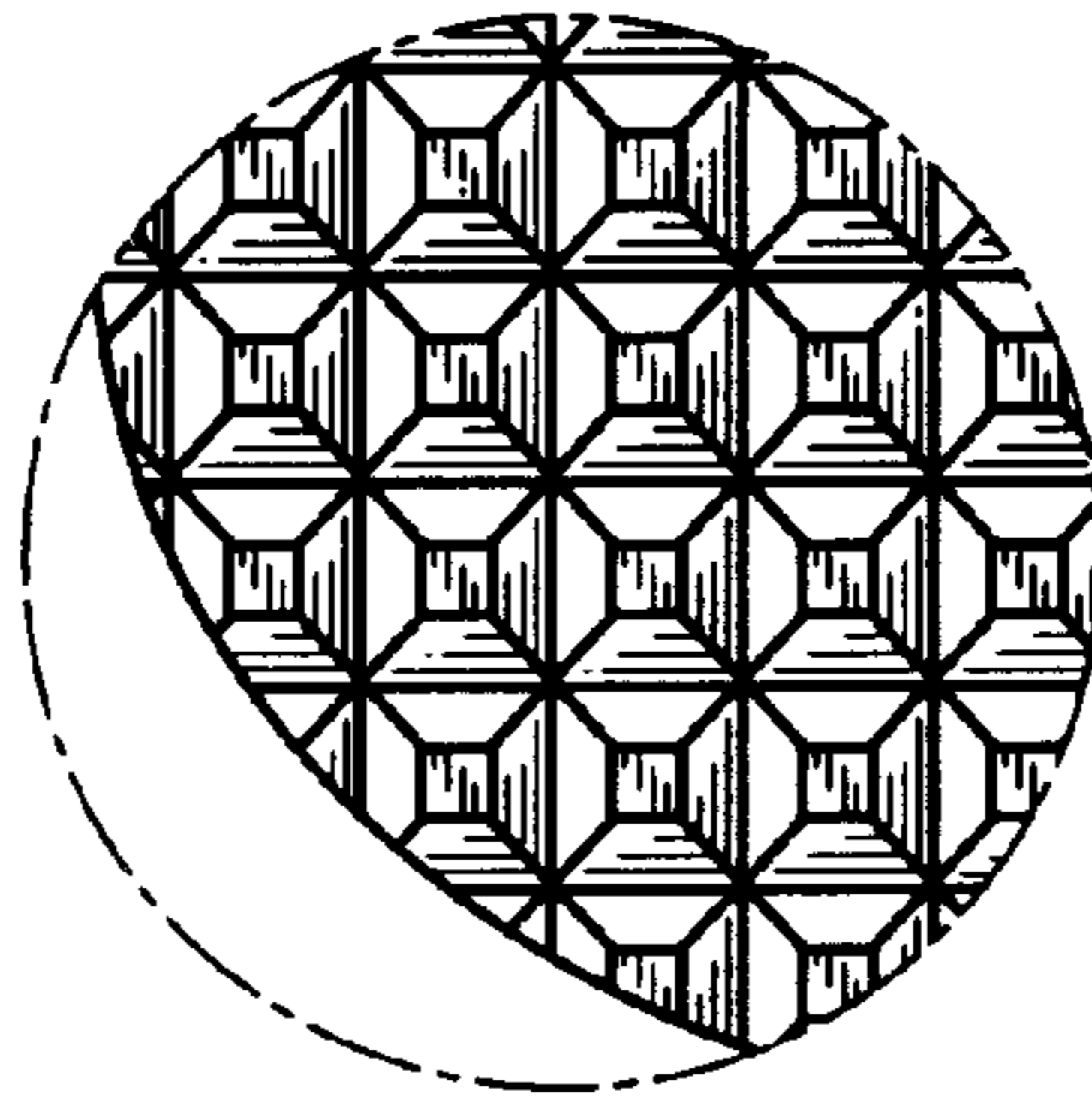


FIG. 8

