



US00D438337S

(12) **United States Design Patent**
Johnson et al.

(10) **Patent No.:** **US D438,337 S**

(45) **Date of Patent:** **** Feb. 27, 2001**

(54) **ARM FOR A LIGHTING FIXTURE**

(75) Inventors: **Aaron Mitchell Johnson**, Fort Worth;
Michael Livesay-Wright, Arlington,
both of TX (US)

(73) Assignee: **Davoil, Inc.**, Fort Worth, TX (US)

(**) Term: **14 Years**

(21) Appl. No.: **29/116,557**

(22) Filed: **Jan. 5, 2000**

(51) **LOC (7) Cl.** **26-99**

(52) **U.S. Cl.** **D26/155**

(58) **Field of Search** D26/72, 80-92,
D26/142-145, 155; 362/147, 404-408,
432

(56) **References Cited**

U.S. PATENT DOCUMENTS

D. 91,114 * 11/1933 Hildebrand D26/145

OTHER PUBLICATIONS

Illuminotecnica, suspended lamp at top right corner of p. 233, Nov./Dec. 1996.*

Illuminotecnica, suspended lamps at top right and bottom right of p. 355, Nov./Dec. 1996.*

* cited by examiner

Primary Examiner—Alan P. Douglas

Assistant Examiner—Linda Brooks

(74) *Attorney, Agent, or Firm*—Kenneth C. Hill

(57) **CLAIM**

The ornamental design for an arm for a lighting fixture, as shown and described.

DESCRIPTION

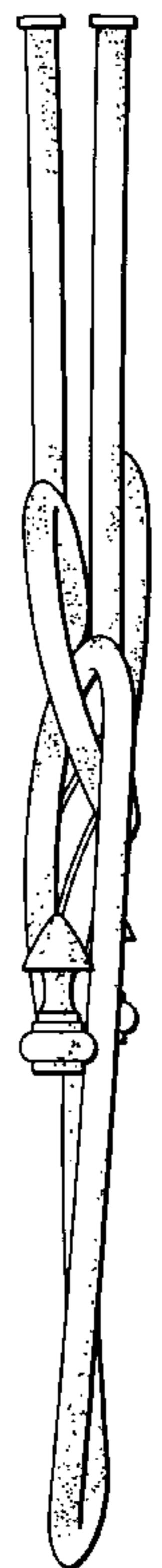

FIG. 1 is a front view of an arm for a lighting fixture, and the back view is substantially identical.

FIG. 2 is a right side view of an arm for a lighting fixture, with the left side view being a mirror image.

FIG. 3 is a top view of an arm for a lighting fixture; and,

FIG. 4 is a bottom view of an arm for a lighting fixture.

1 Claim, 2 Drawing Sheets



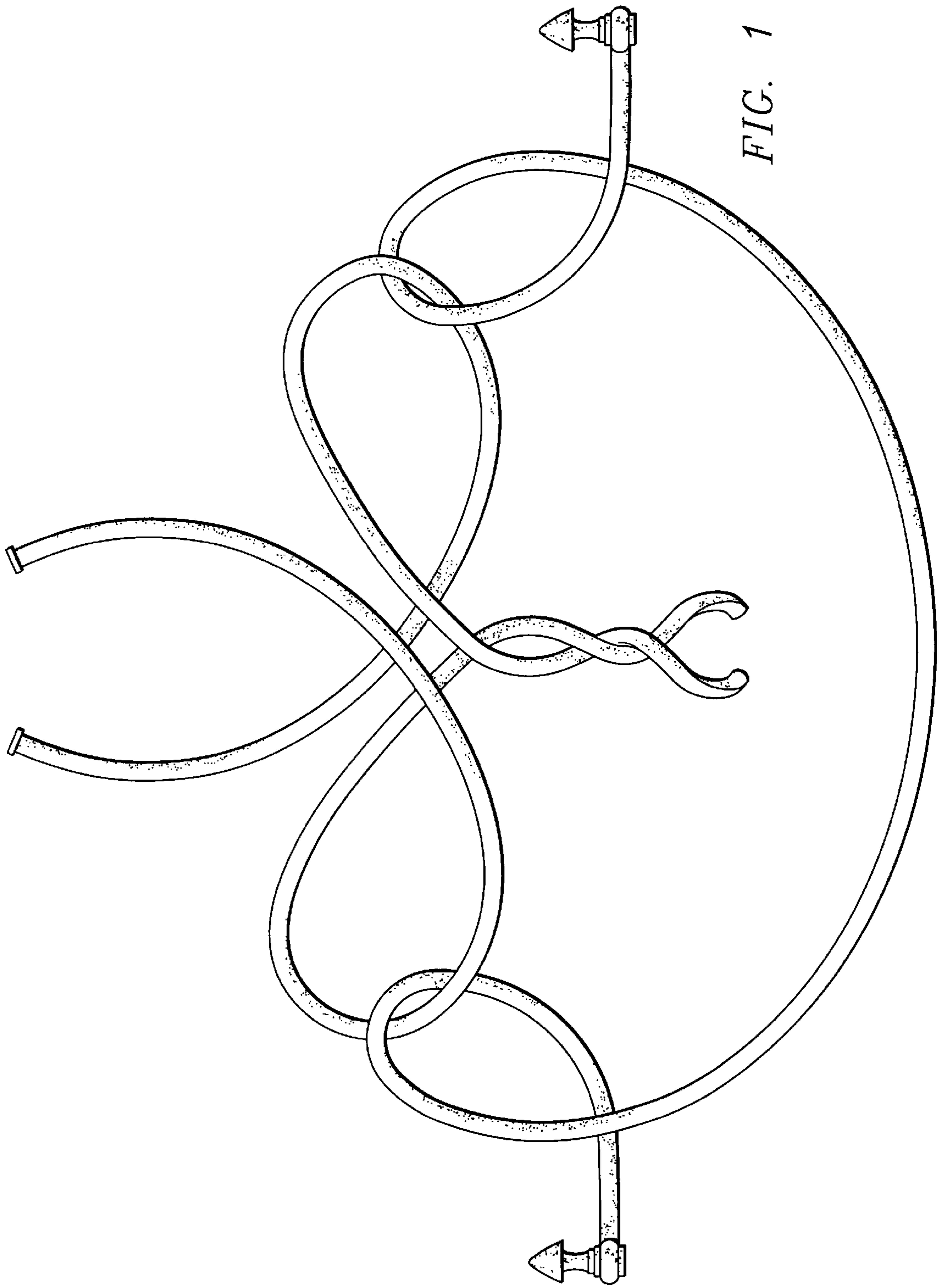


FIG. 1

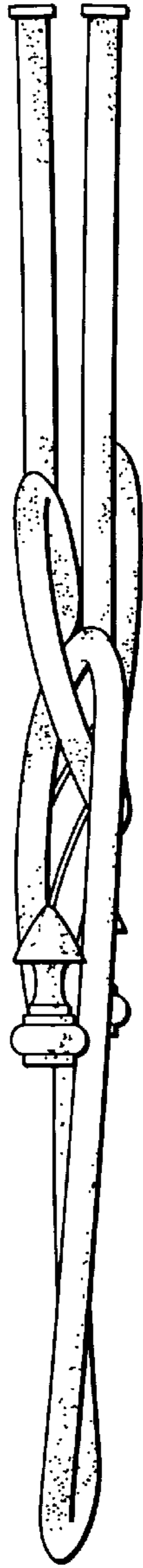


FIG. 2

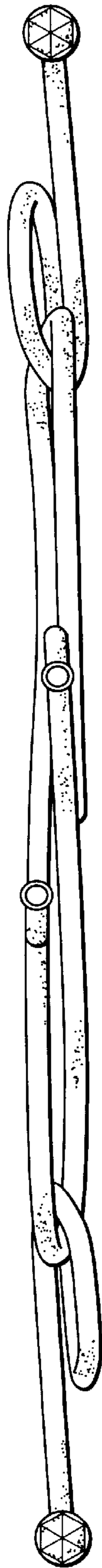


FIG. 3

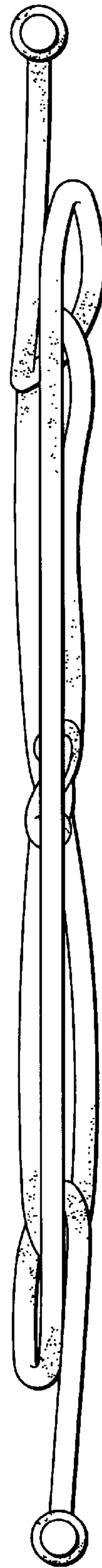


FIG. 4