



US00D438321S

(12) **United States Design Patent**
Waldmann

(10) **Patent No.:** **US D438,321 S**

(45) **Date of Patent:** **** Feb. 27, 2001**

(54) **WORKPLACE LIGHTING FIXTURE ASSEMBLY**

5,339,233 * 8/1994 Yang 362/414 X

* cited by examiner

(75) Inventor: **Gerhard Waldmann**, Dauchingen (DE)

Primary Examiner—Susan J. Lucas

(73) Assignee: **Herbert Waldmann GmbH & Co.**
(DE)

(74) *Attorney, Agent, or Firm*—Eugene E. Renz, Jr., PC

(**) Term: **14 Years**

(57) **CLAIM**

The ornamental design for a workplace lighting fixture assembly, as shown and described.

(21) Appl. No.: **29/112,153**

DESCRIPTION

(22) Filed: **Oct. 12, 1999**

(30) **Foreign Application Priority Data**

Apr. 13, 1999 (DE) 4 99 03 653

(51) **LOC (7) Cl.** **26-05**

(52) **U.S. Cl.** **D26/65**

(58) **Field of Search** D26/60–66; 362/267,
362/269, 271, 272, 273, 276, 282, 283,
285, 287

FIG. 1 is a fragmentary bottom plan view of the workplace lighting fixture assembly;

FIG. 2 is a fragmentary front elevation view;

FIG. 3 is a fragmentary side elevation view;

FIG. 4 is a fragmentary top plan view;

FIG. 5 is a fragmentary side elevation view of the workplace lighting fixture assembly;

FIG. 6 is a front perspective view of the workplace lighting fixture assembly;

FIG. 7 is a top plan view of the workplace lighting fixture assembly;

FIG. 8 is a rear view of the workplace lighting figure assembly;

FIG. 9 is a right side elevation view of the workplace lighting fixture assembly; and,

FIG. 10 is a front elevation view of the workplace lighting fixture assembly.

(56) **References Cited**

U.S. PATENT DOCUMENTS

- D. 388,211 * 12/1997 Yang D26/65
- D. 394,913 * 6/1998 Chan D26/65
- D. 397,469 * 8/1998 Yumita et al. D26/65
- D. 398,411 * 9/1998 Yang D26/65
- D. 411,323 * 6/1999 Benghozi D26/65
- 5,176,443 * 1/1993 Lin 362/419

1 Claim, 5 Drawing Sheets





FIG. 1




FIG. 2




FIG. 3



FIG. 4




FIG. 5

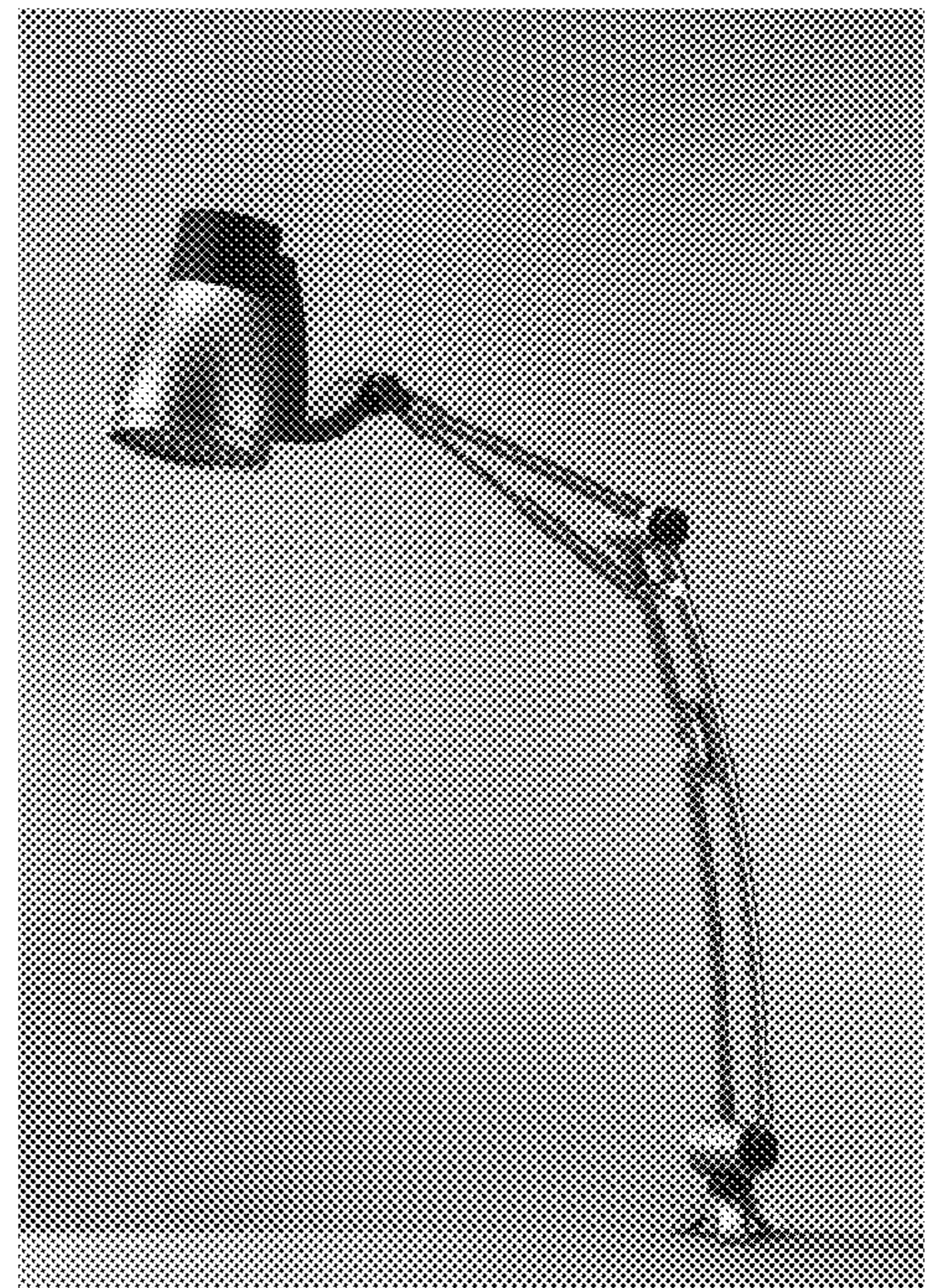


FIG. 6

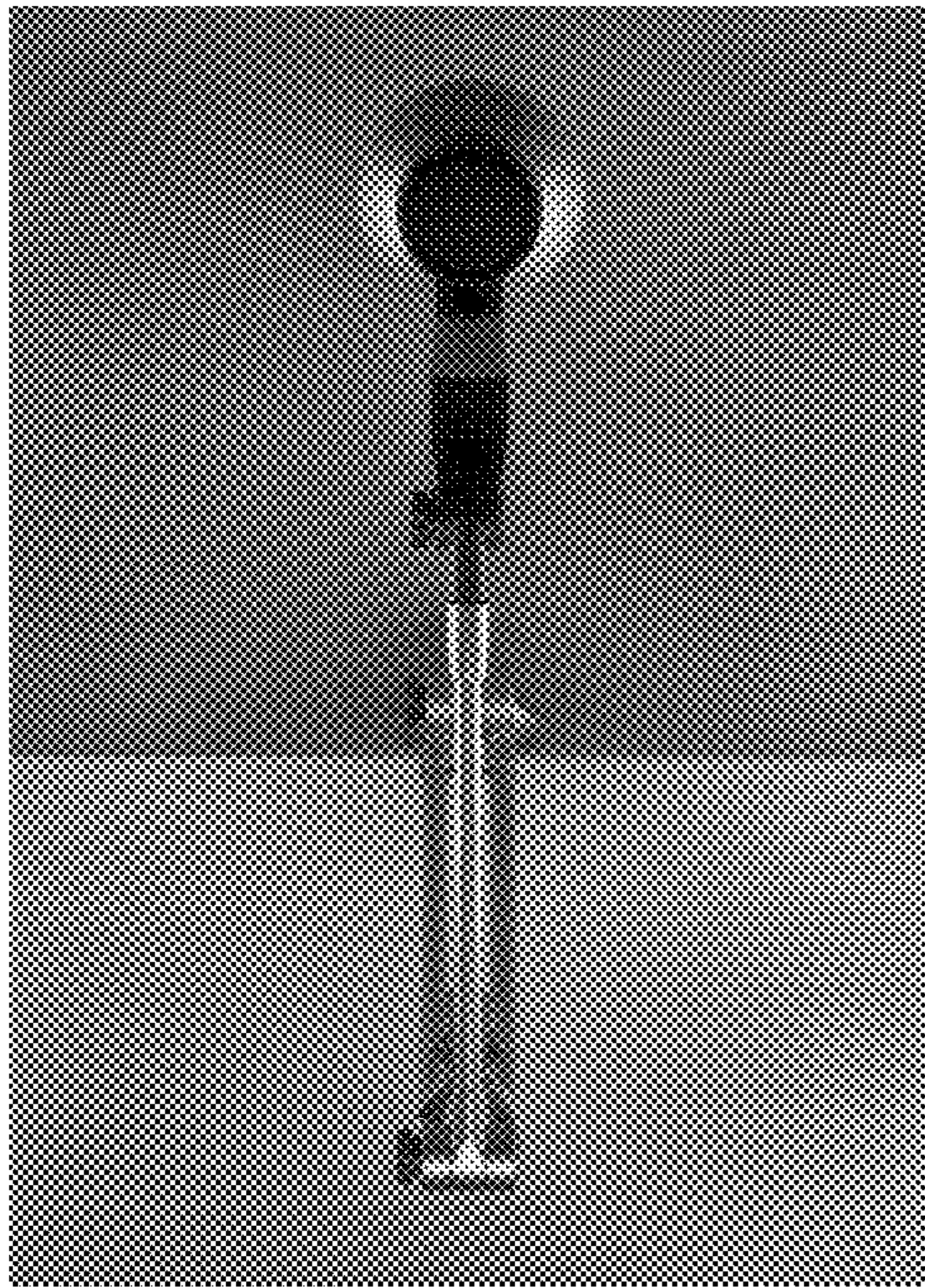


FIG. 7




FIG. 8

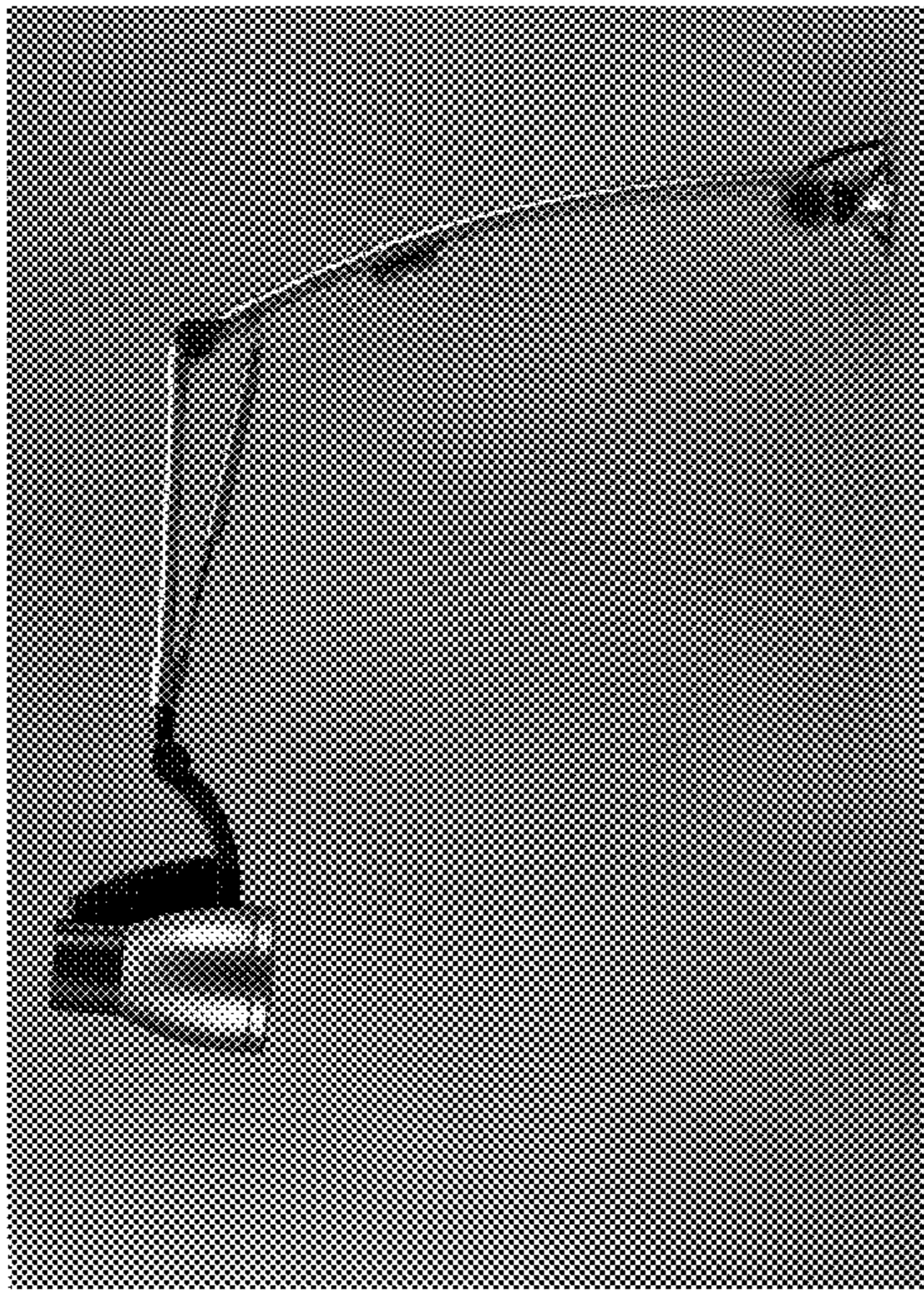


FIG. 9

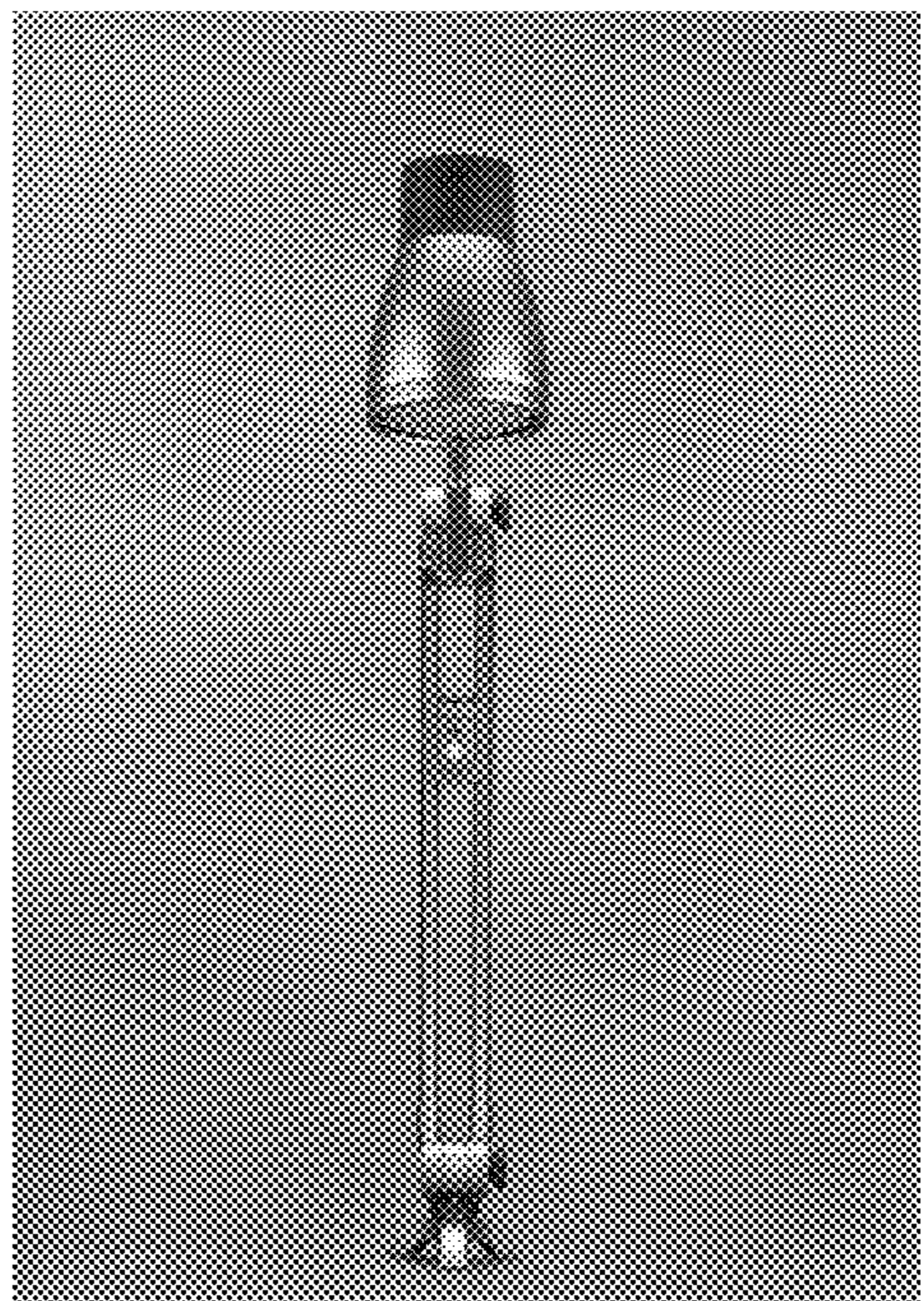


FIG. 10