



US00D438306S

(12) **United States Design Patent**
Narayanan

(10) **Patent No.:** **US D438,306 S**

(45) **Date of Patent:** **** Feb. 27, 2001**

- (54) **TIP FOR A DENTAL FLOSSING DEVICE**
- (75) Inventor: **Ravikumar S. Narayanan**, Fort Collins, CO (US)
- (73) Assignee: **Water Pik, Inc.**, Newport Beach, CA (US)
- (**) Term: **14 Years**
- (21) Appl. No.: **29/114,296**
- (22) Filed: **Nov. 19, 1999**
- (51) **LOC (7) Cl.** **24-02**
- (52) **U.S. Cl.** **D24/152**
- (58) **Field of Search** D24/152; 132/322, 132/323, 329; 433/118, 143

- 4,634,376 1/1987 Mossle et al. .
- 4,791,940 12/1988 Hirshfeld et al. .
- 4,820,153 4/1989 Romhild et al. .
- 4,820,154 4/1989 Romhild et al. .
- 4,913,133 4/1990 Tichy .
- 4,922,936 5/1990 Buzzi et al. .
- 4,995,403 2/1991 Beckman et al. .
- 5,000,684 3/1991 Odrich .
- 5,002,487 3/1991 Tichy .
- 5,050,625 9/1991 Siekmann .
- 5,069,621 12/1991 Paradis .
- 5,071,348 12/1991 Woog .
- 5,100,321 3/1992 Coss et al. .
- 5,123,841 6/1992 Millner .
- 5,133,661 7/1992 Euvrard .
- 5,169,313 12/1992 Kline .
- 5,170,809 12/1992 Imai et al. .

(List continued on next page.)

(56) **References Cited**

U.S. PATENT DOCUMENTS		
Re. 30,536	3/1981	Perdreux, Jr. .
1,355,037	10/1920	Dziuk .
2,016,597	10/1935	Drake .
2,931,371	4/1960	Petitta .
3,552,022	1/1971	Axelsson .
3,559,292	2/1971	Weissman .
3,563,233	2/1971	Bodine .
3,660,902	5/1972	Axelsson .
3,672,378	6/1972	Silverman .
3,809,977	5/1974	Balamuth et al. .
3,967,617	7/1976	Krolik .
4,048,723	9/1977	Thorup .
4,205,664	6/1980	Baccialon .
4,289,486	9/1981	Sargeant .
4,319,377	3/1982	Tarrson et al. .
4,319,595	3/1982	Ulrich .
4,326,547	4/1982	Verplank .
4,326,548	4/1982	Wagner .
4,347,839	9/1982	Youngclaus, Jr. .
4,397,327	8/1983	Hadary .
4,505,678	3/1985	Andersson .
4,576,190	3/1986	Youssef .
4,577,649	3/1986	Shimenkov .
4,608,019	8/1986	Kumabe et al. .
4,617,718	10/1986	Andersson .

FOREIGN PATENT DOCUMENTS

243224	4/1910	(DE) .
3431481	2/1986	(DE) .
8626725	5/1987	(DE) .
41 42 404 C2	7/1991	(DE) .

Primary Examiner—Antoine Duval Davis
(74) *Attorney, Agent, or Firm*—Dorsey & Whitney LLP

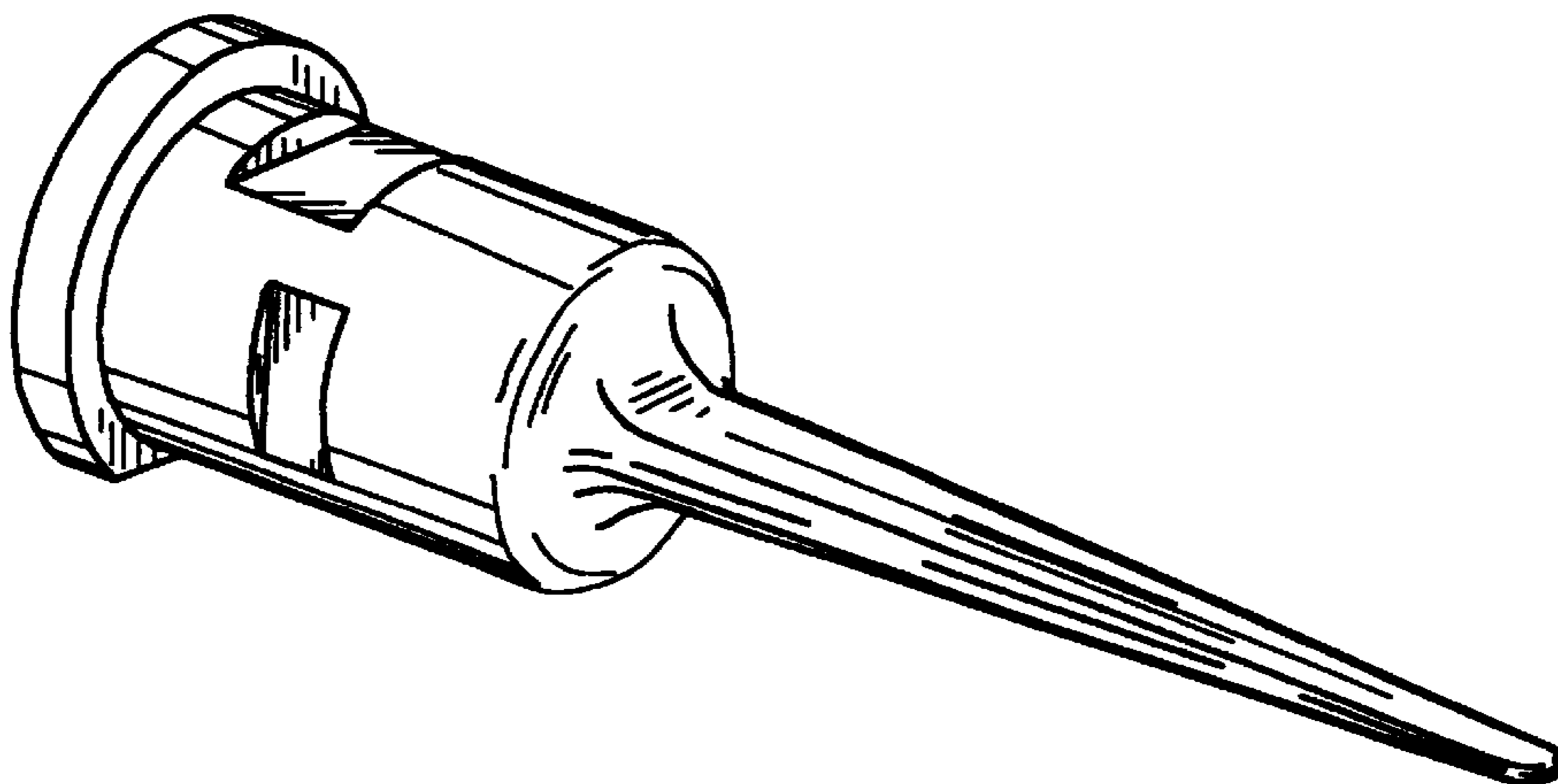
(57) **CLAIM**

The ornamental design for a tip for a dental flossing device, as shown and described.

DESCRIPTION

FIG. 1 is a front isometric view of a tip for a dental flossing device, showing my new design.
FIG. 2 is rear isometric view thereof.
FIG. 3 is a rear elevation view thereof.
FIG. 4 is a bottom plan view thereof.
FIG. 5 is a right side elevation view thereof.
FIG. 6 is a top plan view thereof.
FIG. 7 is a front elevation view thereof; and,
FIG. 8 is a left side elevation view thereof.

1 Claim, 3 Drawing Sheets



US D438,306 S

Page 2

U.S. PATENT DOCUMENTS

5,224,500	7/1993	Stella .	5,738,575	4/1998	Bock .	
5,236,358	8/1993	Sieffert .	5,787,908	8/1998	Robinson .	
5,393,229	2/1995	Ram .	5,827,064	10/1998	Bock .	
5,573,020	11/1996	Robinson .	5,855,216	1/1999	Robinson .	
5,700,146	12/1997	Kucar .	5,927,300 *	7/1999	Boland et al.	132/322
5,709,233	1/1998	Boland et al. .	5,944,033	8/1999	Robinson .	
5,718,667	2/1998	Sugimoto et al. .				

* cited by examiner

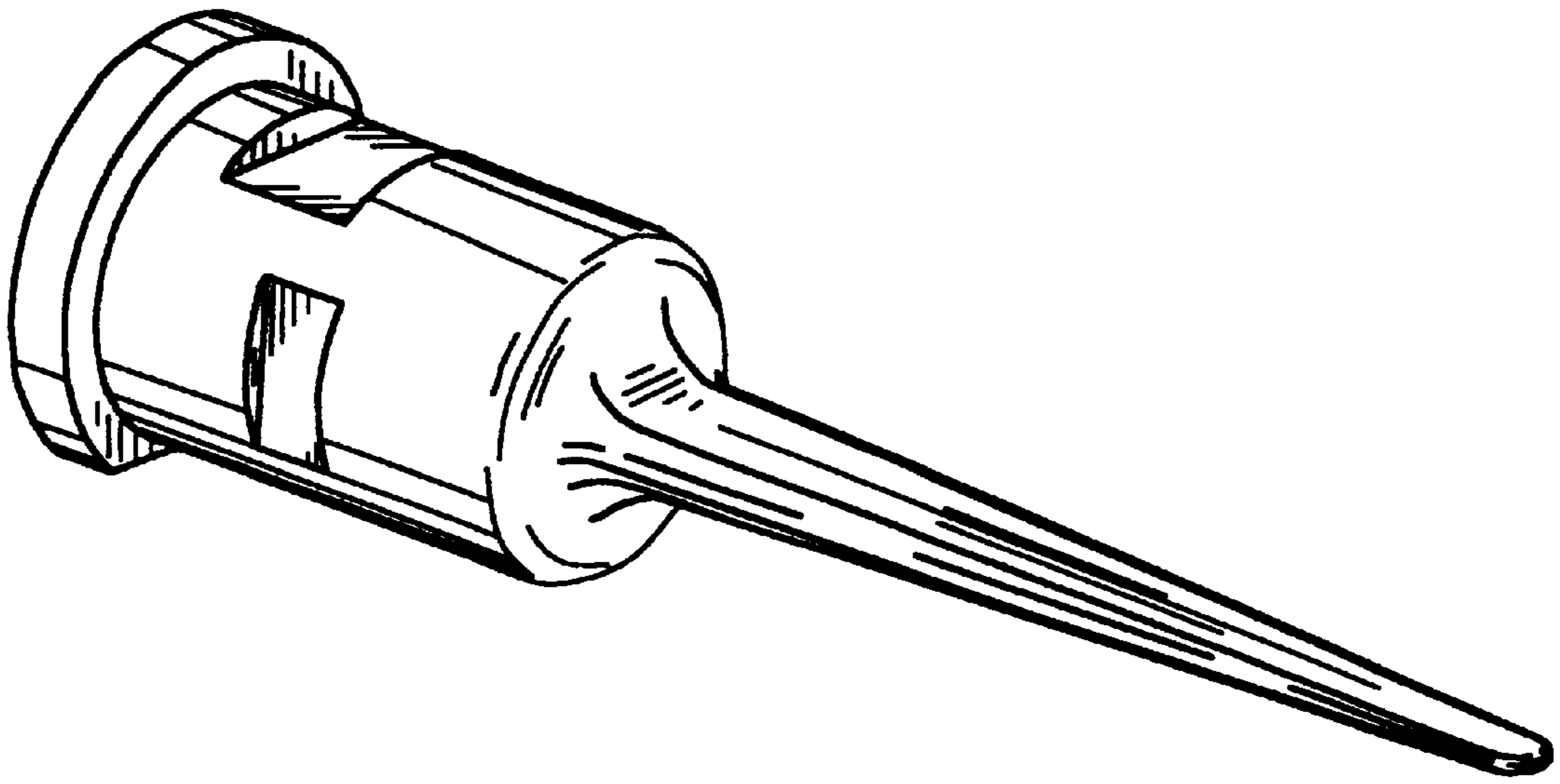


Fig. 1

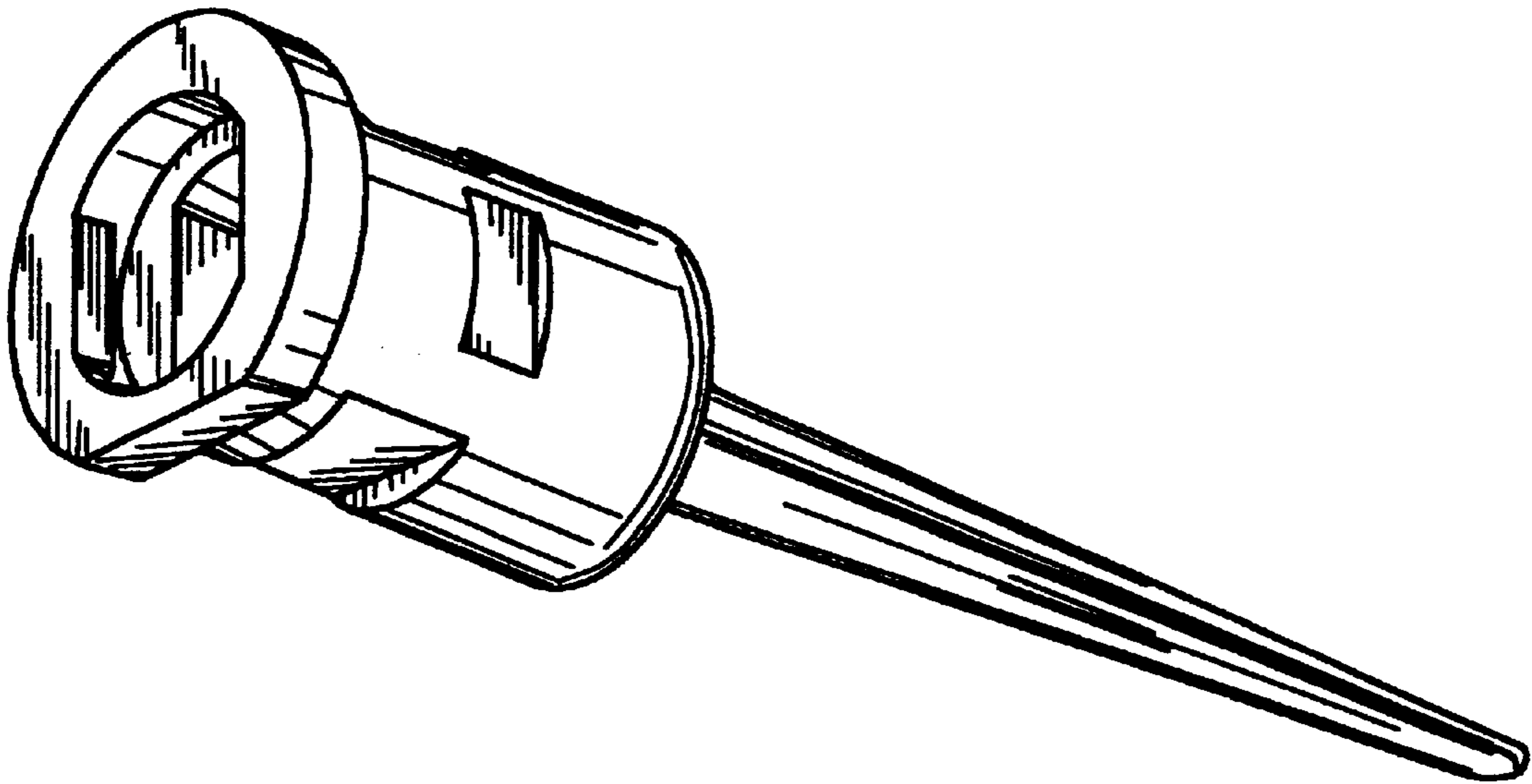


Fig. 2

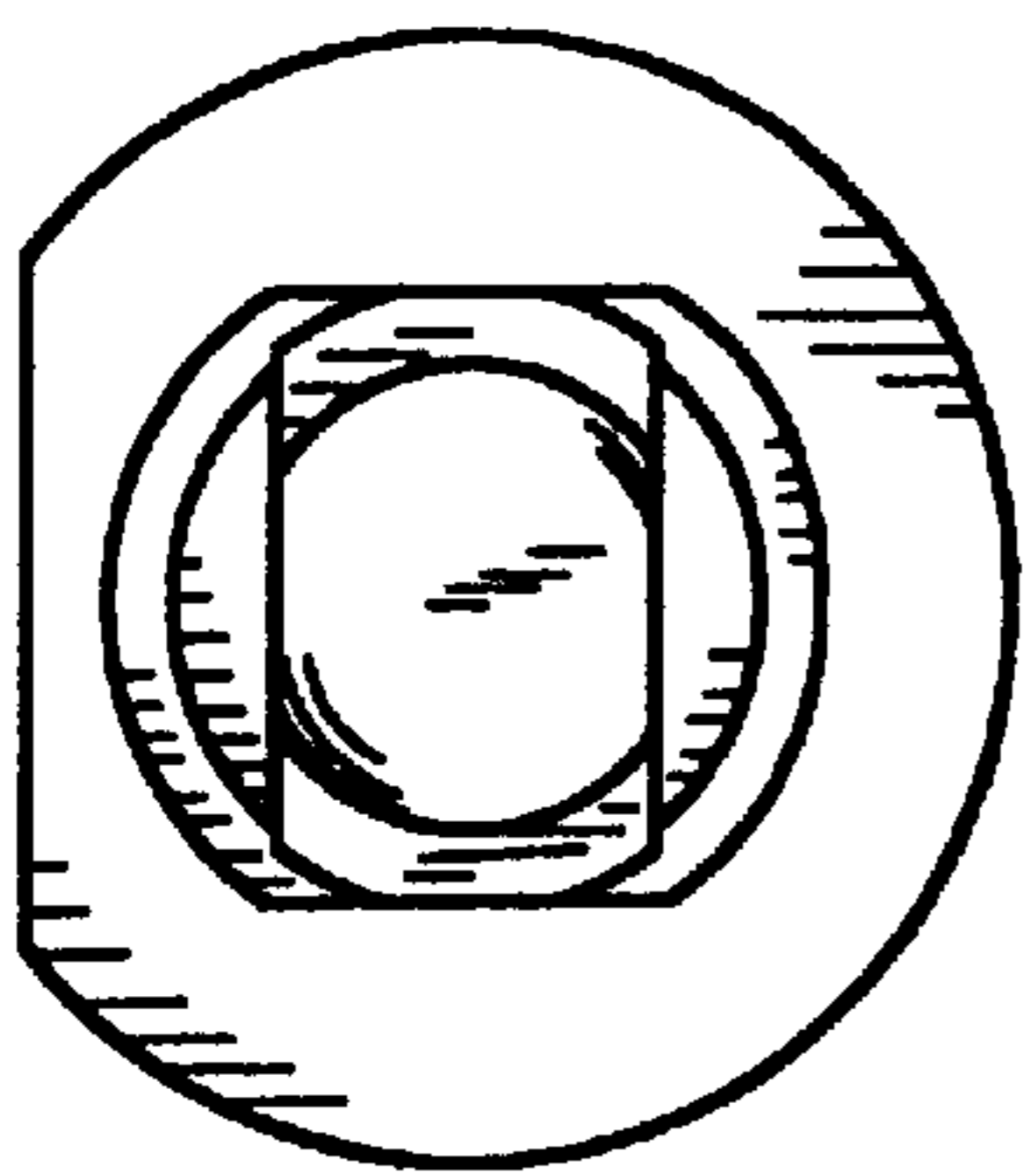


Fig. 3

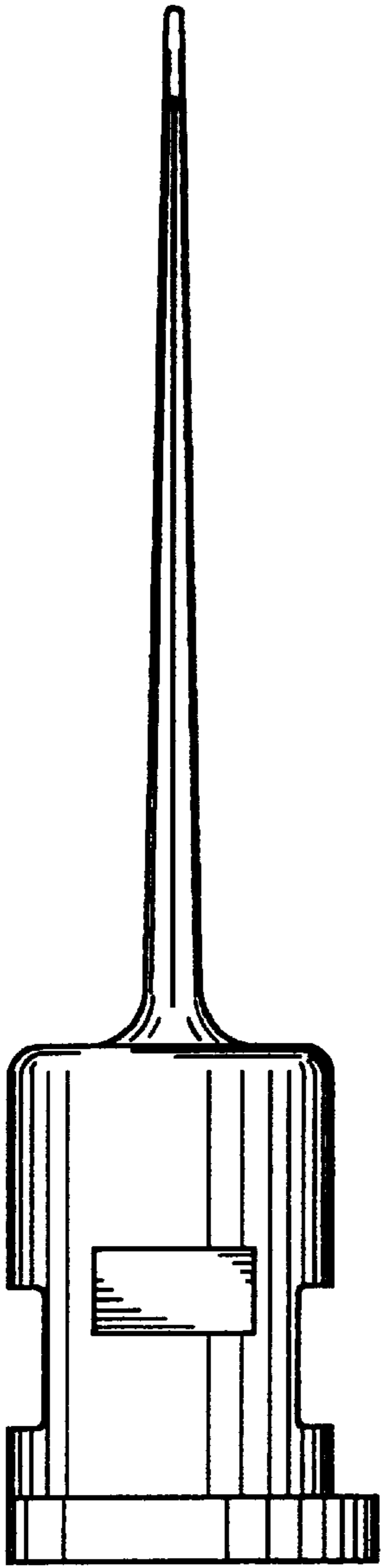


Fig. 4

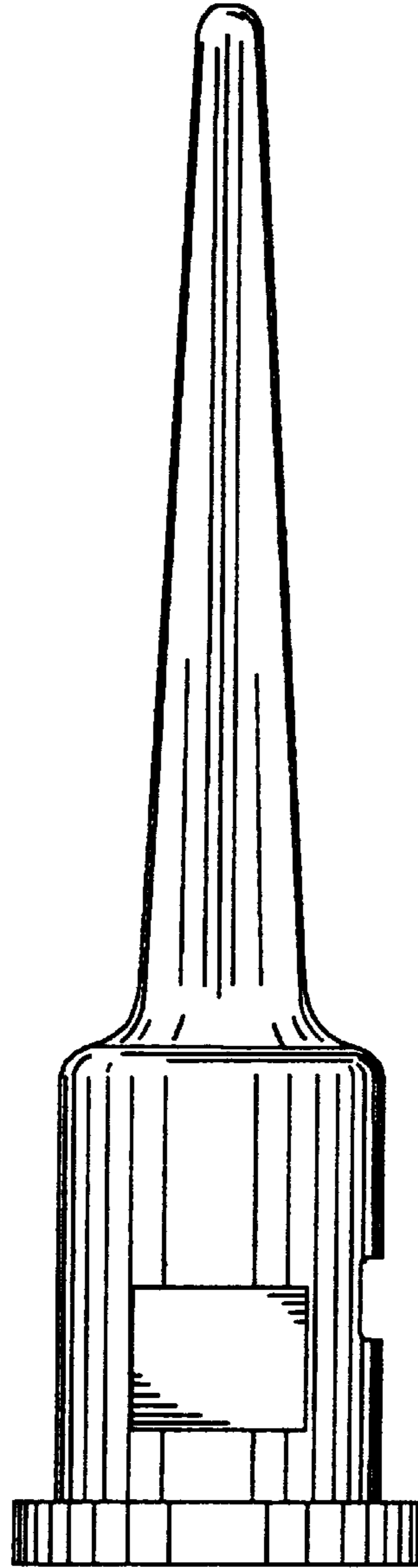


Fig. 5

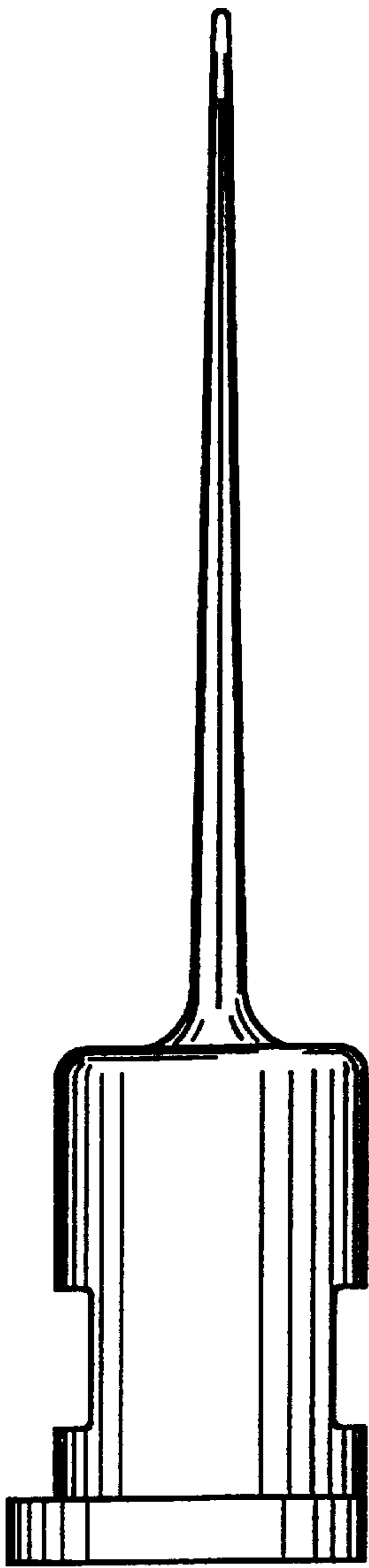


Fig. 6

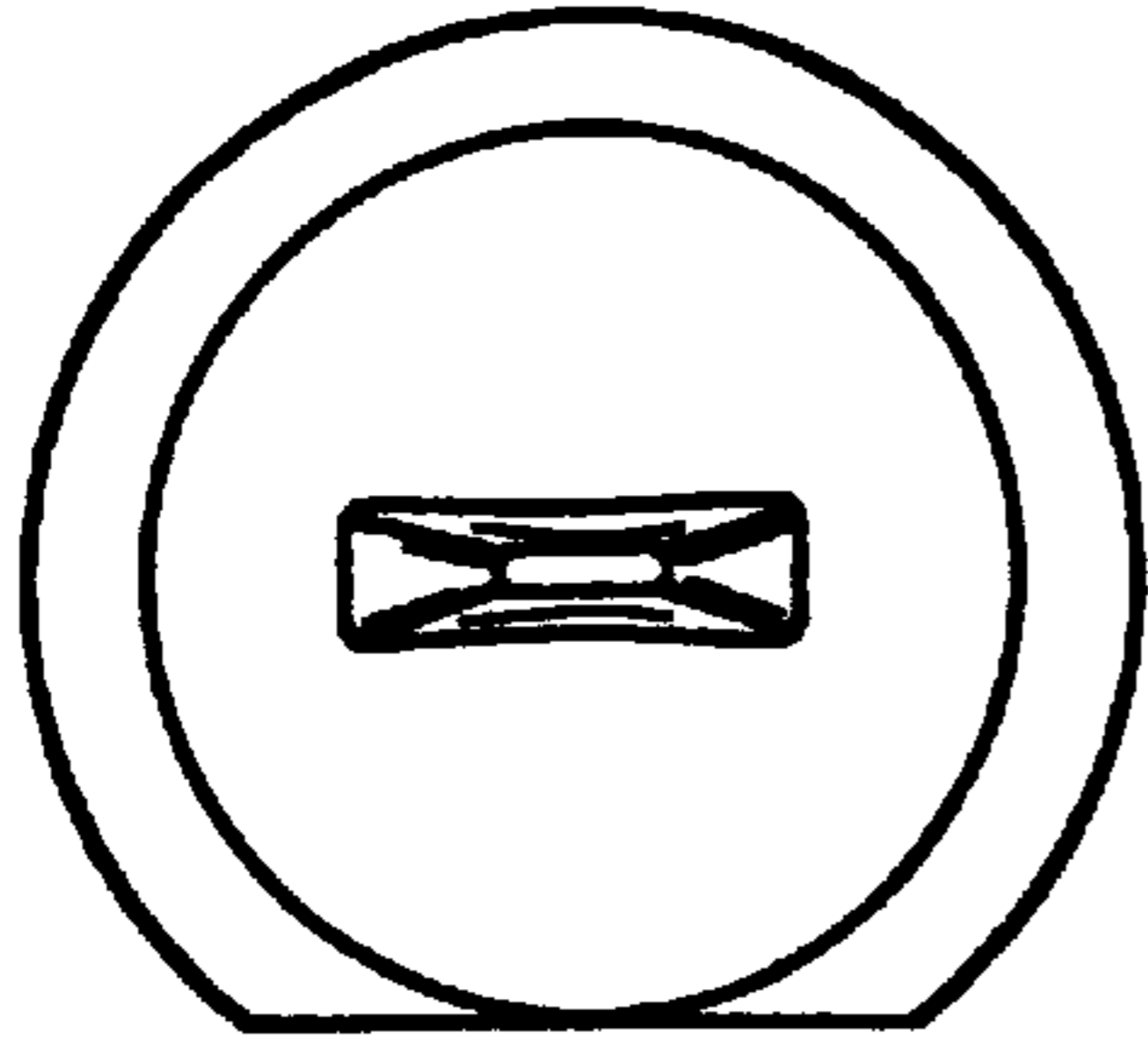


Fig. 7

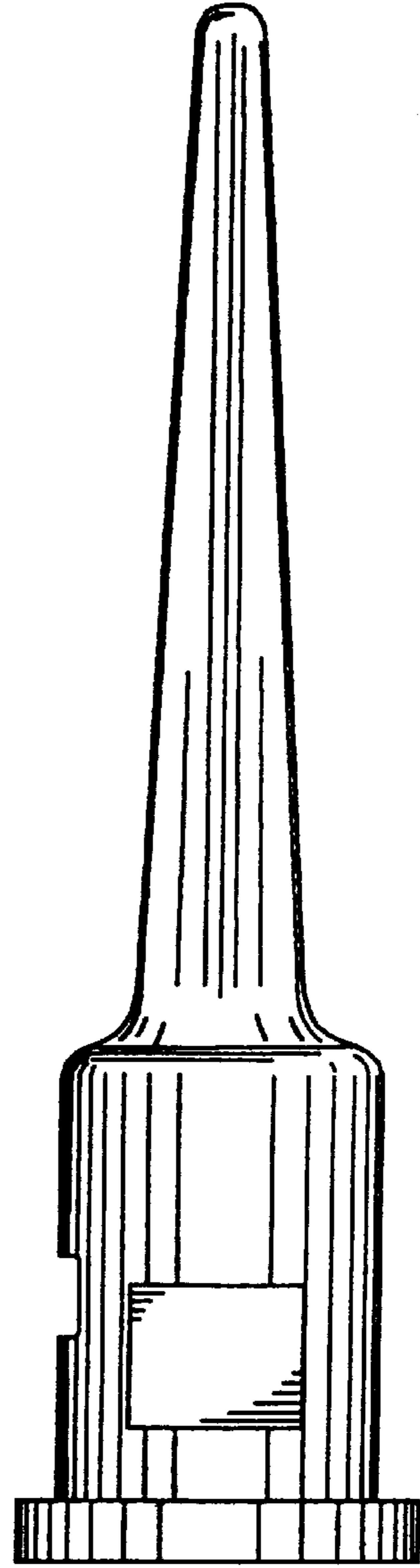


Fig. 8

UNITED STATES PATENT AND TRADEMARK OFFICE
CERTIFICATE OF CORRECTION

PATENT NO. : Des 438,306 S
DATED : February 27, 2001
INVENTOR(S) : Ravikumar S. Narayanan

Page 1 of 3


It is certified that error appears in the above-identified patent and that said Letters Patent is hereby corrected as shown below:

Title page,
Item [57],
Line 9, delete "bottom" and insert -- top --; and
Line 11, delete "top" and insert -- bottom --.

Drawings,
Drawing sheet 2/3, should be replaced with attached drawing sheet 2/3; and
Drawing sheet 3/3, should be replaced with attached drawing sheet 3/3.

Signed and Sealed this
Second Day of July, 2002

Attest:



Attesting Officer

JAMES E. ROGAN
Director of the United States Patent and Trademark Office

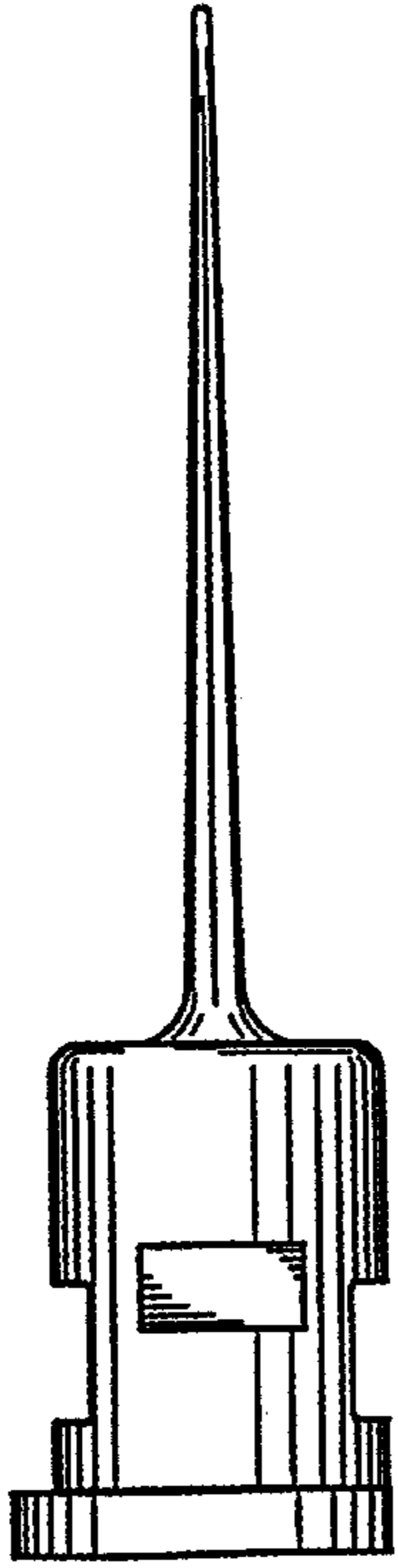


Fig. 4

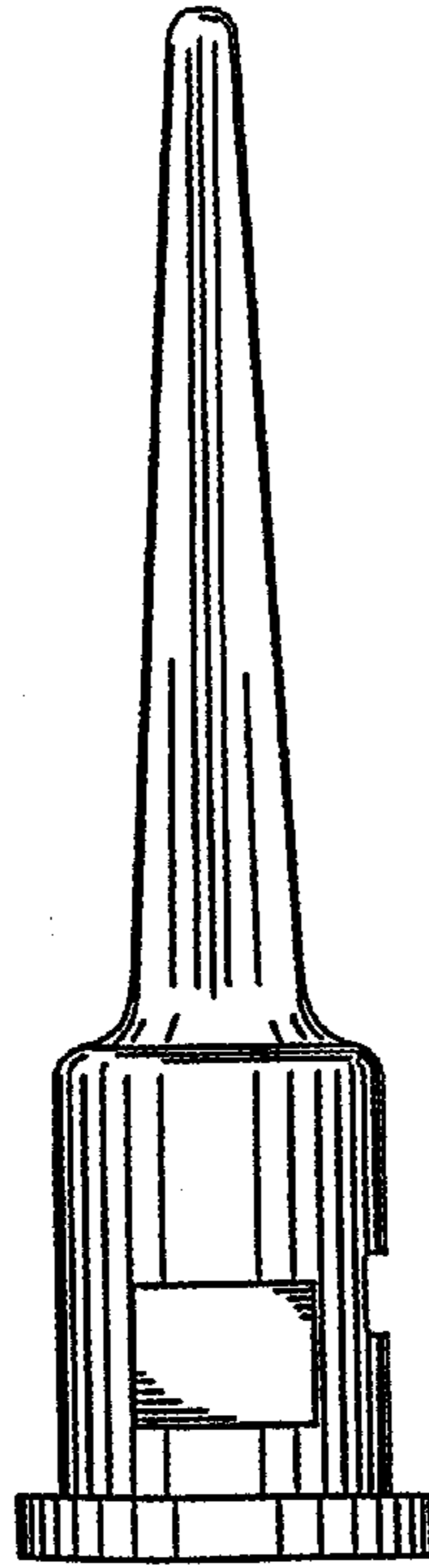


Fig. 5

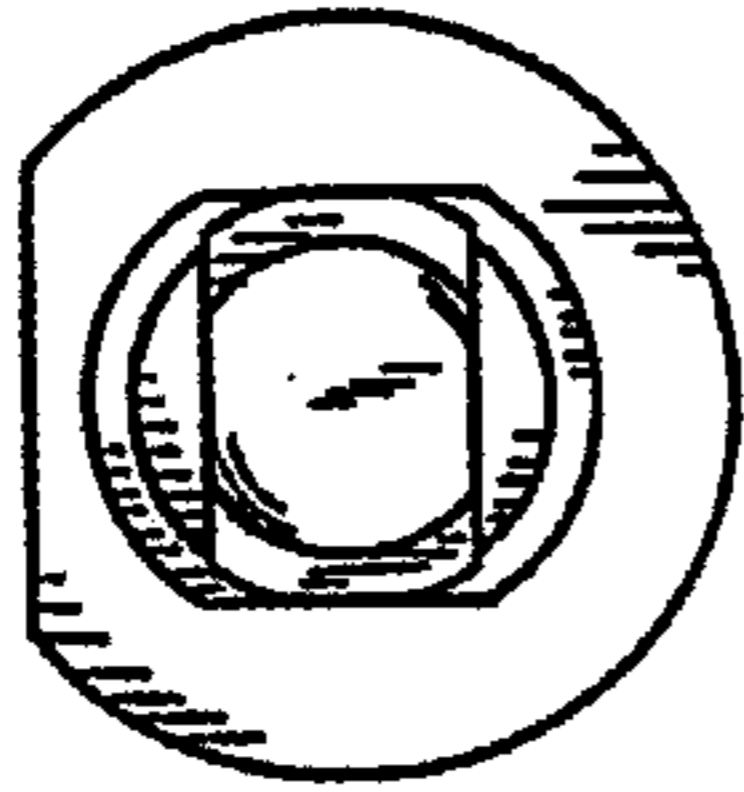


Fig. 3




Fig. 6

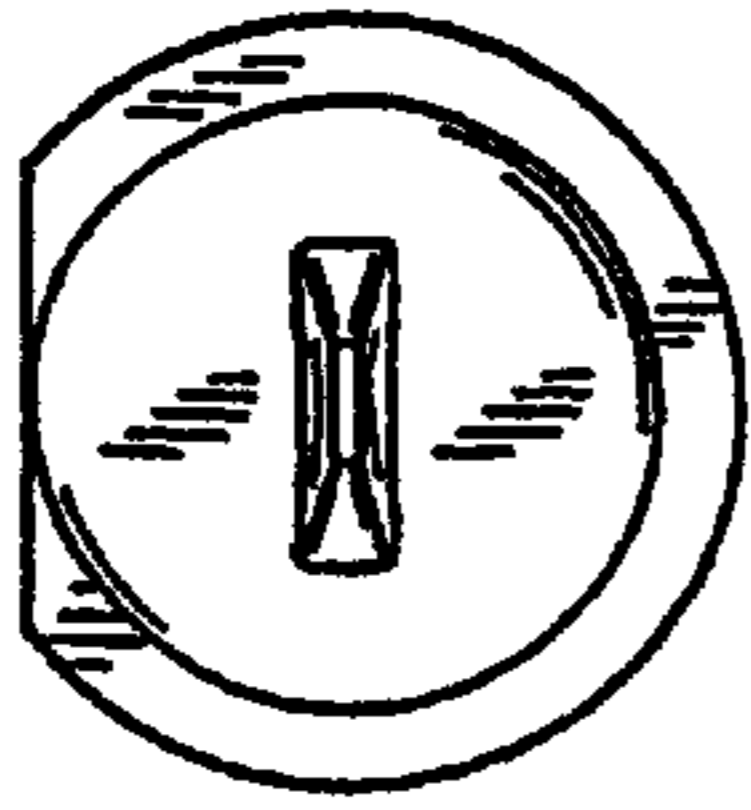


Fig. 7

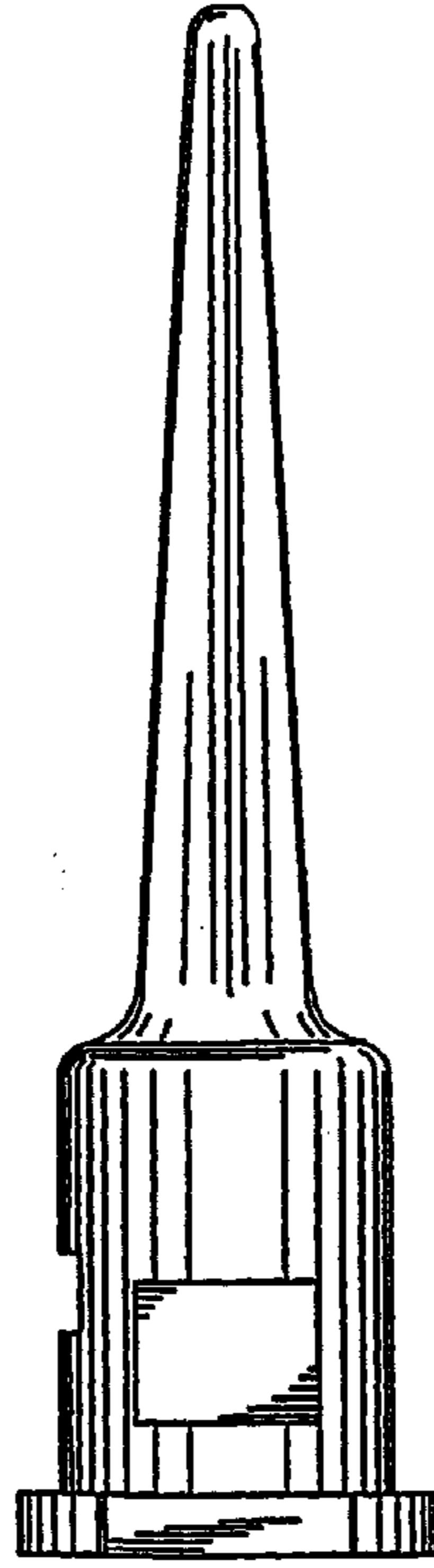


Fig. 8