



US00D438305S

(12) **United States Design Patent**
Ripich et al.

(10) **Patent No.:** **US D438,305 S**

(45) **Date of Patent:** **** Feb. 27, 2001**

(54) **TONGUE CLEANING DEVICE**

5,779,475 * 7/1998 Patel 433/141
5,916,228 * 6/1999 Ripich et al. 606/161

(76) Inventors: **Robert J. Ripich**, 2622 Glenmont Rd.,
NW.; **James W. Bower**, 2810
Brentwood Close, NW., both of Canton,
OH (US) 44708

* cited by examiner

Primary Examiner—Ian Simmons
(74) *Attorney, Agent, or Firm*—Sand & Sebolt

(**) Term: **14 Years**

(57) **CLAIM**

(21) Appl. No.: **29/127,380**

The ornamental design for the tongue cleaning device, as shown and described.

(22) Filed: **Aug. 3, 2000**

DESCRIPTION

(51) **LOC (7) Cl.** **24-02**

(52) **U.S. Cl.** **D24/147**

(58) **Field of Search** D24/147, 149,
D24/133; 606/161, 162; 443/141; D32/49,
41, 40; D28/64

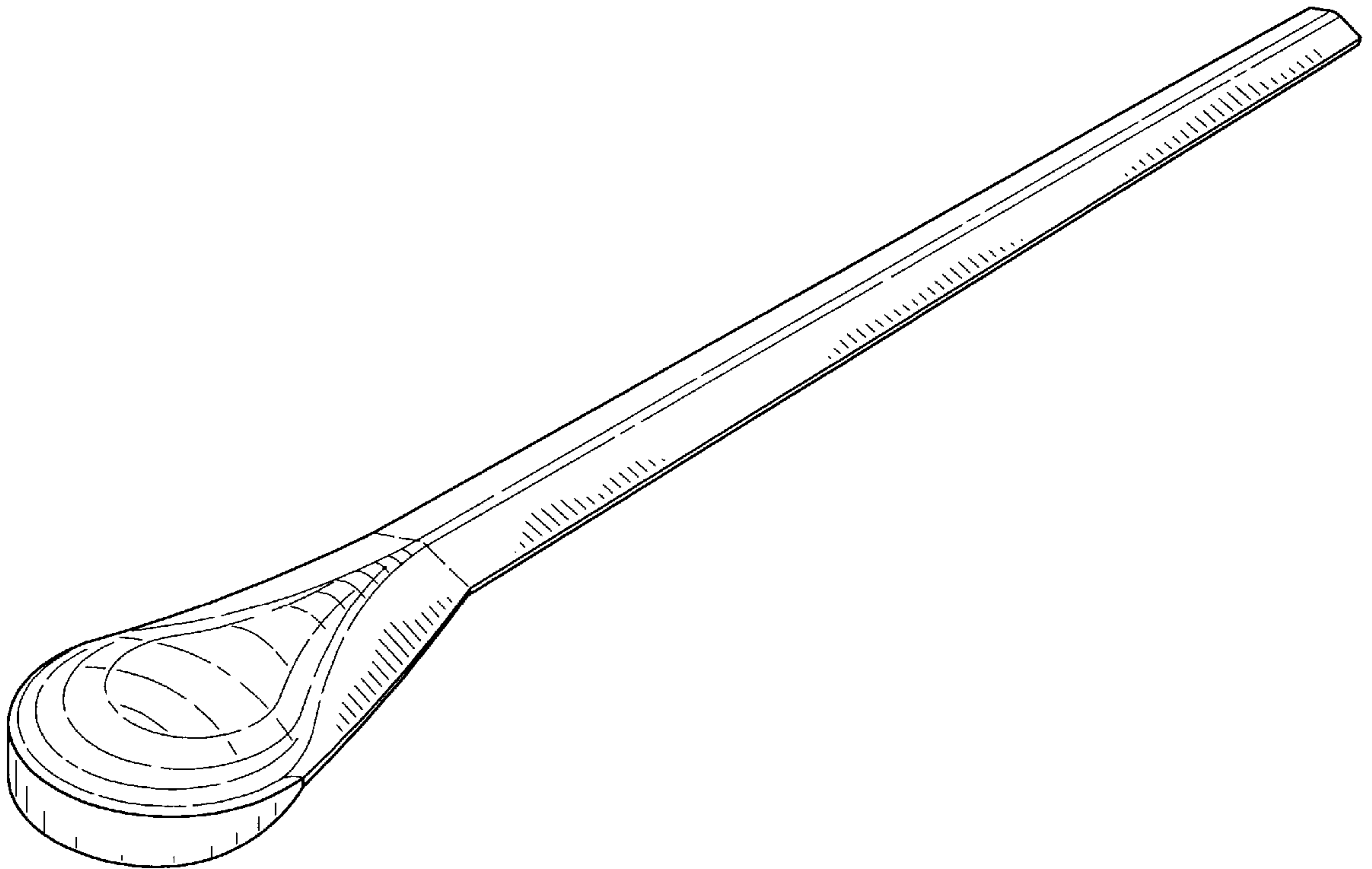
FIG. 1 is a perspective view of the tongue cleaning device of the present invention;
FIG. 2 is a top plan view of the tongue cleaning device of FIG. 1;
FIG. 3 is a left side elevational view;
FIG. 4 is a front elevational view of FIG. 2;
FIG. 5 is a right side elevational view of FIG. 4; and,
FIG. 6 is a bottom plan view of FIG. 4.

(56) **References Cited**

U.S. PATENT DOCUMENTS

D. 384,153 * 9/1997 Potti et al. D24/147
D. 392,386 * 3/1998 Nguyen D24/147

1 Claim, 2 Drawing Sheets



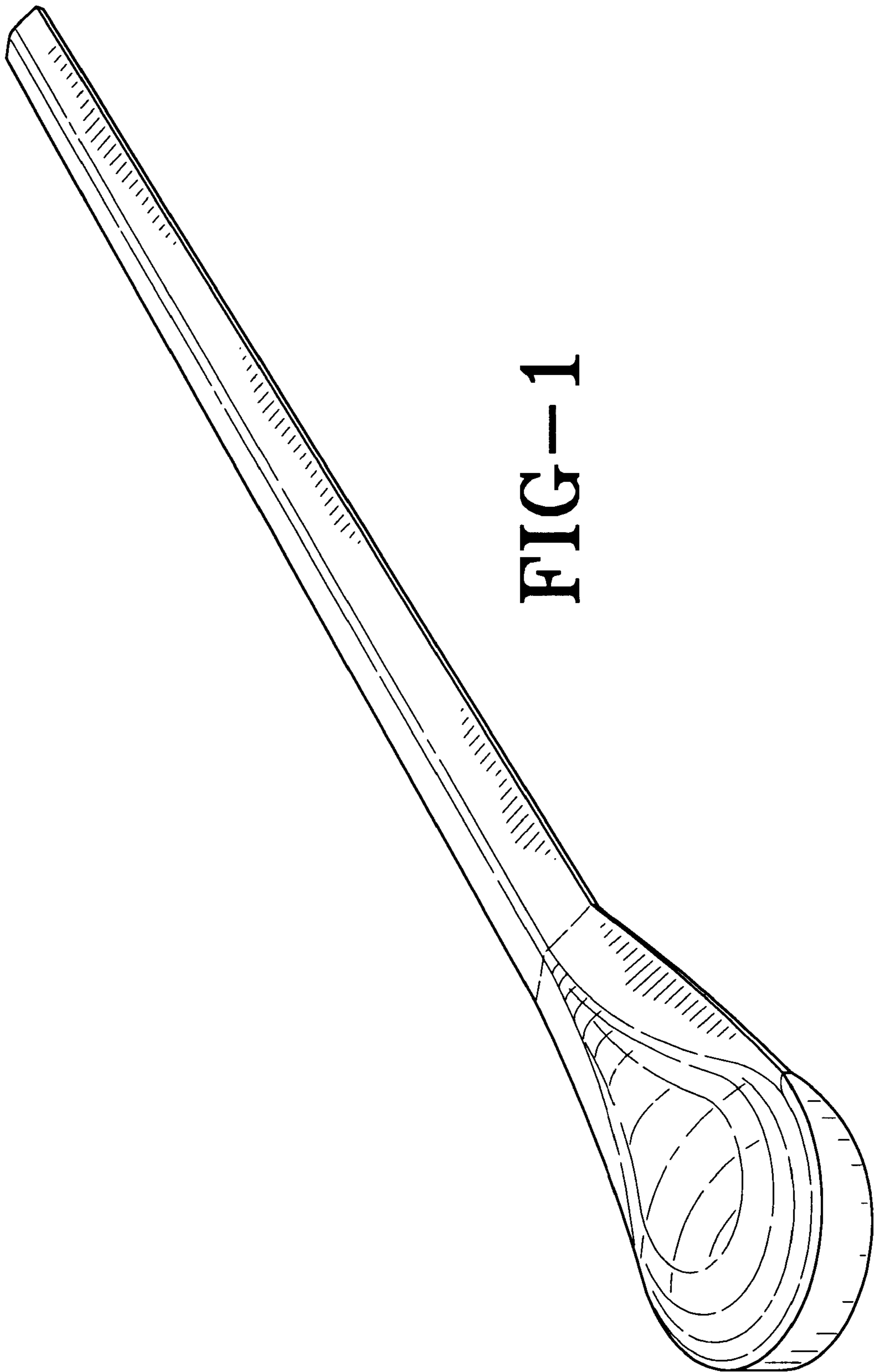


FIG-1

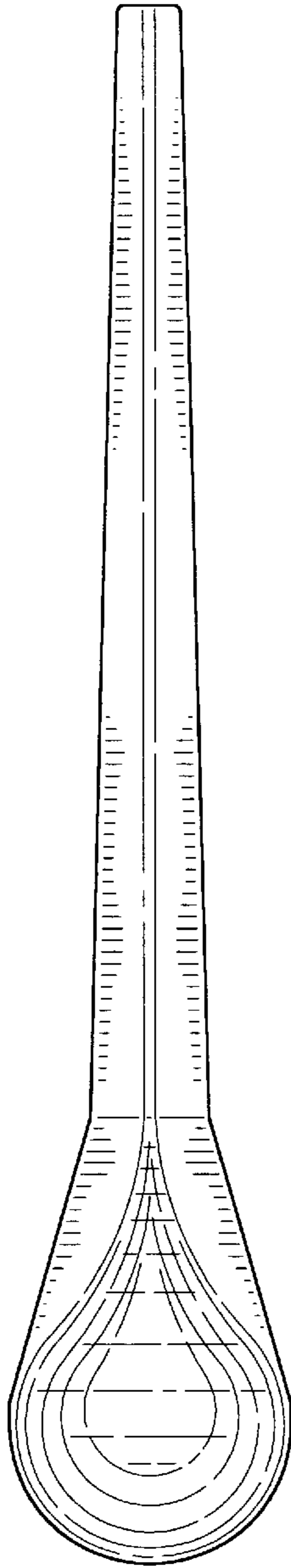


FIG-2

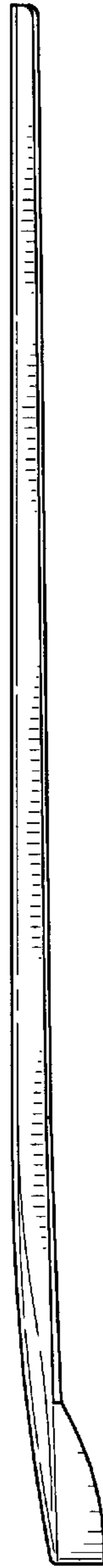


FIG-4

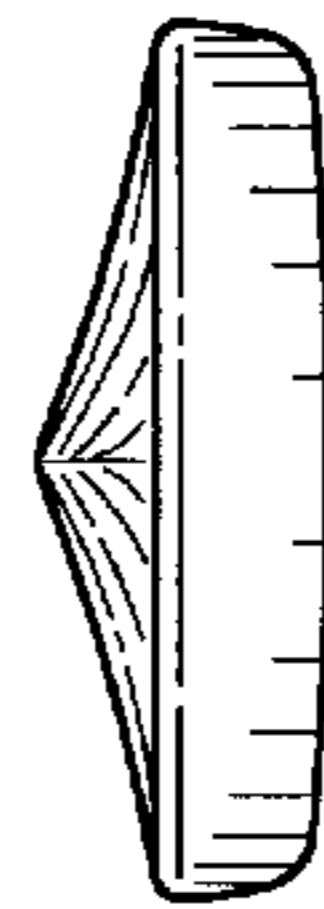


FIG-3

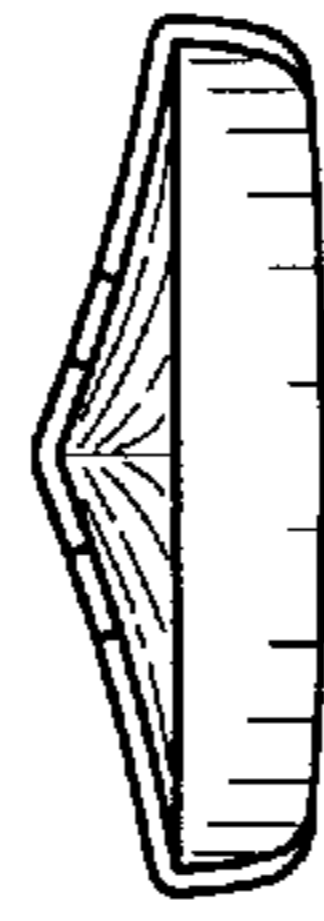


FIG-5

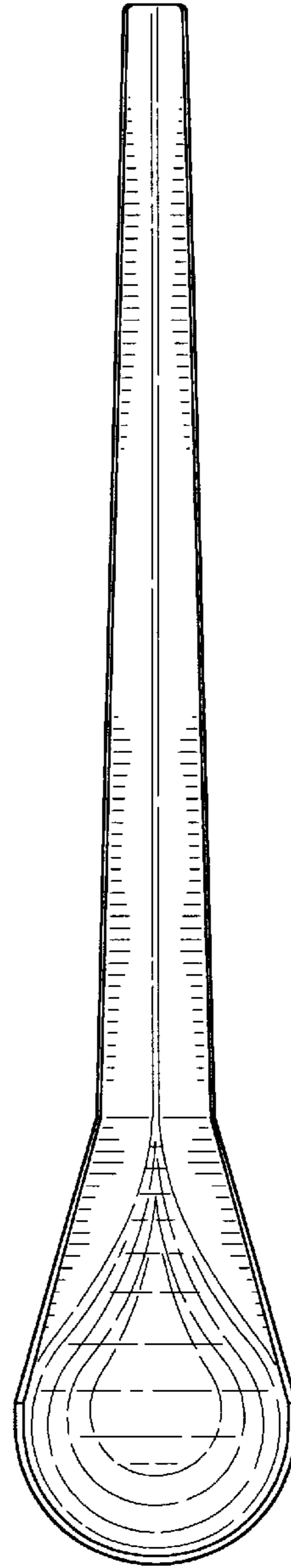


FIG-6