



US00D438272S

(12) **United States Design Patent**
Moore

(10) **Patent No.:** **US D438,272 S**

(45) **Date of Patent:** **** Feb. 27, 2001**

(54) **PUTTER HEAD**

(76) Inventor: **Tad Moore**, 1024 Peninsula Dr.,
LaGrange, GA (US) 30240

(**) Term: **14 Years**

(21) Appl. No.: **29/120,238**

(22) Filed: **Mar. 16, 2000**

(51) **LOC (7) Cl.** **21-02**

(52) **U.S. Cl.** **D21/736**

(58) **Field of Search** D21/736-746;
473/324, 327-330, 251-256, 340, 341

(56) **References Cited**

U.S. PATENT DOCUMENTS

D. 389,207	*	1/1998	Cameron	D21/736
D. 426,599	*	6/2000	Morgan et al.	D21/736
732,137		6/1903	Taylor	.	
1,289,558		12/1918	Sedgley	.	
1,337,958		4/1920	Reach	.	
1,532,545		4/1925	Pedersen	.	
1,743,957		1/1930	Carr	.	
3,869,126		3/1975	Thompson	.	
4,413,825		11/1983	Sasse	.	
4,461,482		7/1984	Bojicic	.	
4,529,203		7/1985	Ribaudo	.	

4,792,140	12/1988	Yamaguchi et al.	.
4,858,929	8/1989	Long	.
4,964,641	10/1990	Miesch	.
5,029,864	7/1991	Keener	.
5,090,702	2/1992	Viste	.
5,193,806	3/1993	Burkly	.
5,348,301	9/1994	Ma	.
5,618,239	4/1997	Rife 473/330
5,709,616	1/1998	Rife 473/330

* cited by examiner

Primary Examiner—Mitchell Siegel
(74) *Attorney, Agent, or Firm*—Flint & Kim, P.A.

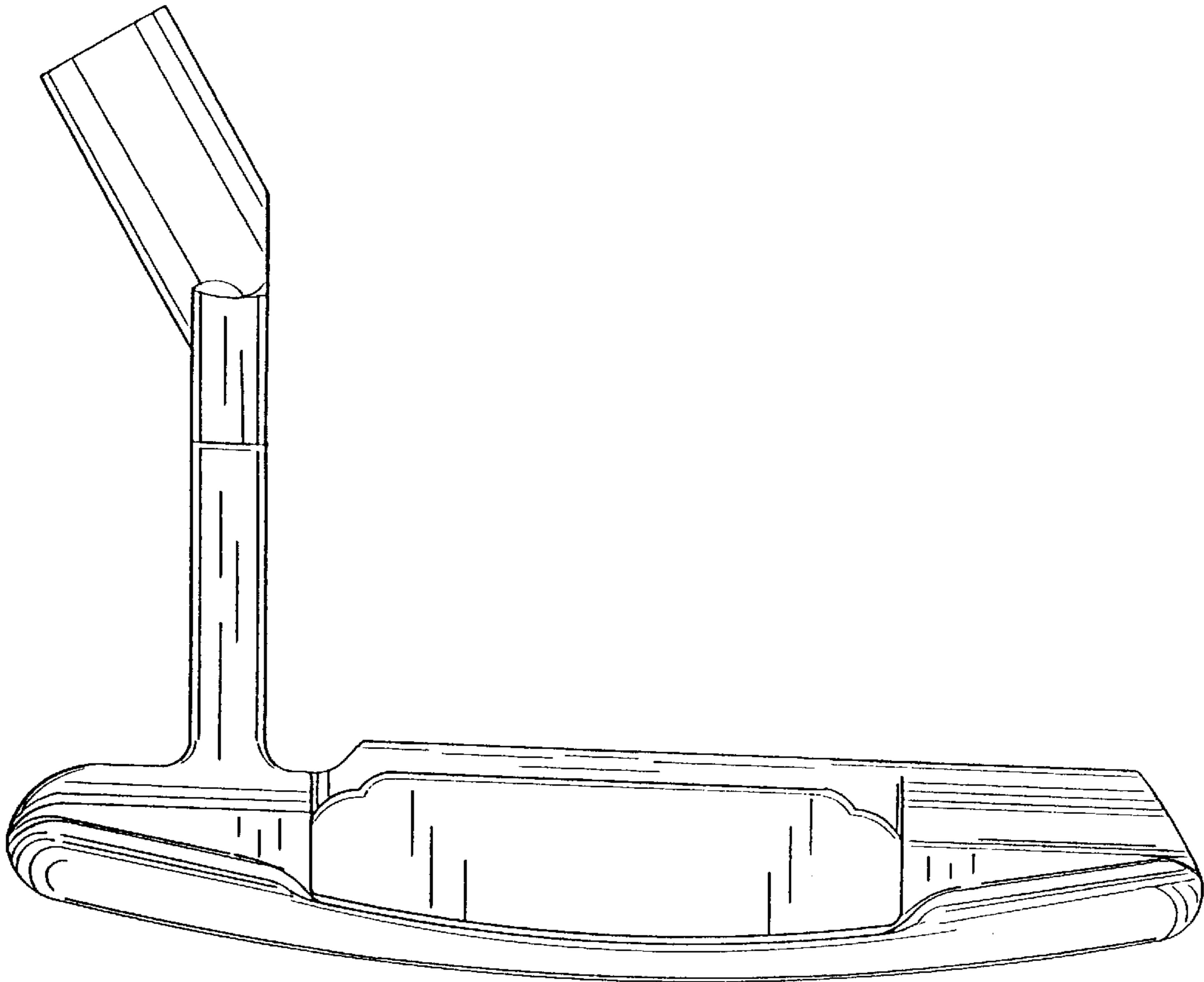
(57) **CLAIM**

The ornamental design for a putter head, as shown and described.

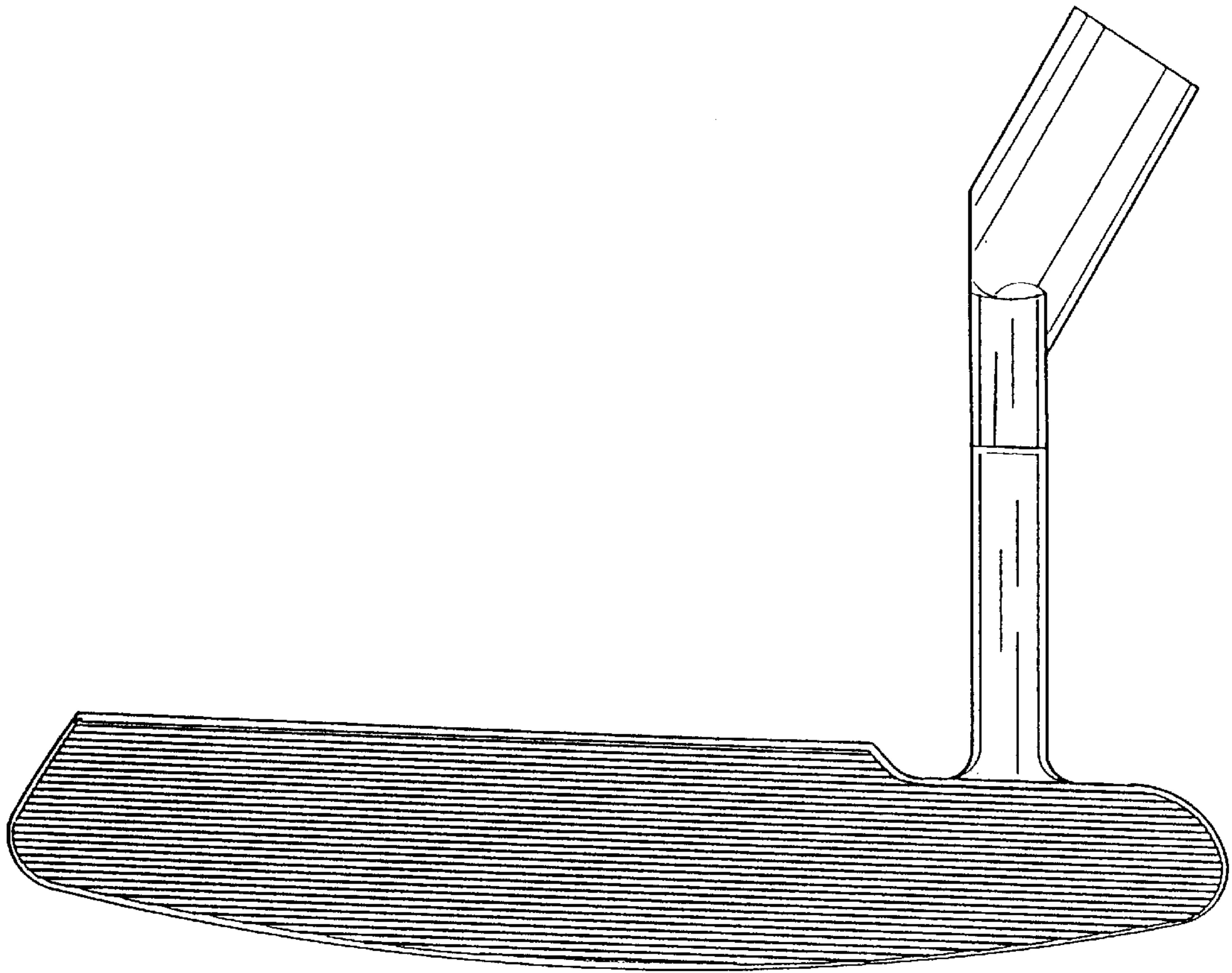
DESCRIPTION

FIG. 1 is a front plan view of my new design;
FIG. 2 is a rear plan view of my new design;
FIG. 3 is a top plan view of my new design;
FIG. 4 is a bottom of my new design;
FIG. 5 is an end plan view of my new design; and,
FIG. 6 is an end plan view of my new design as seen from the left in FIG. 1.

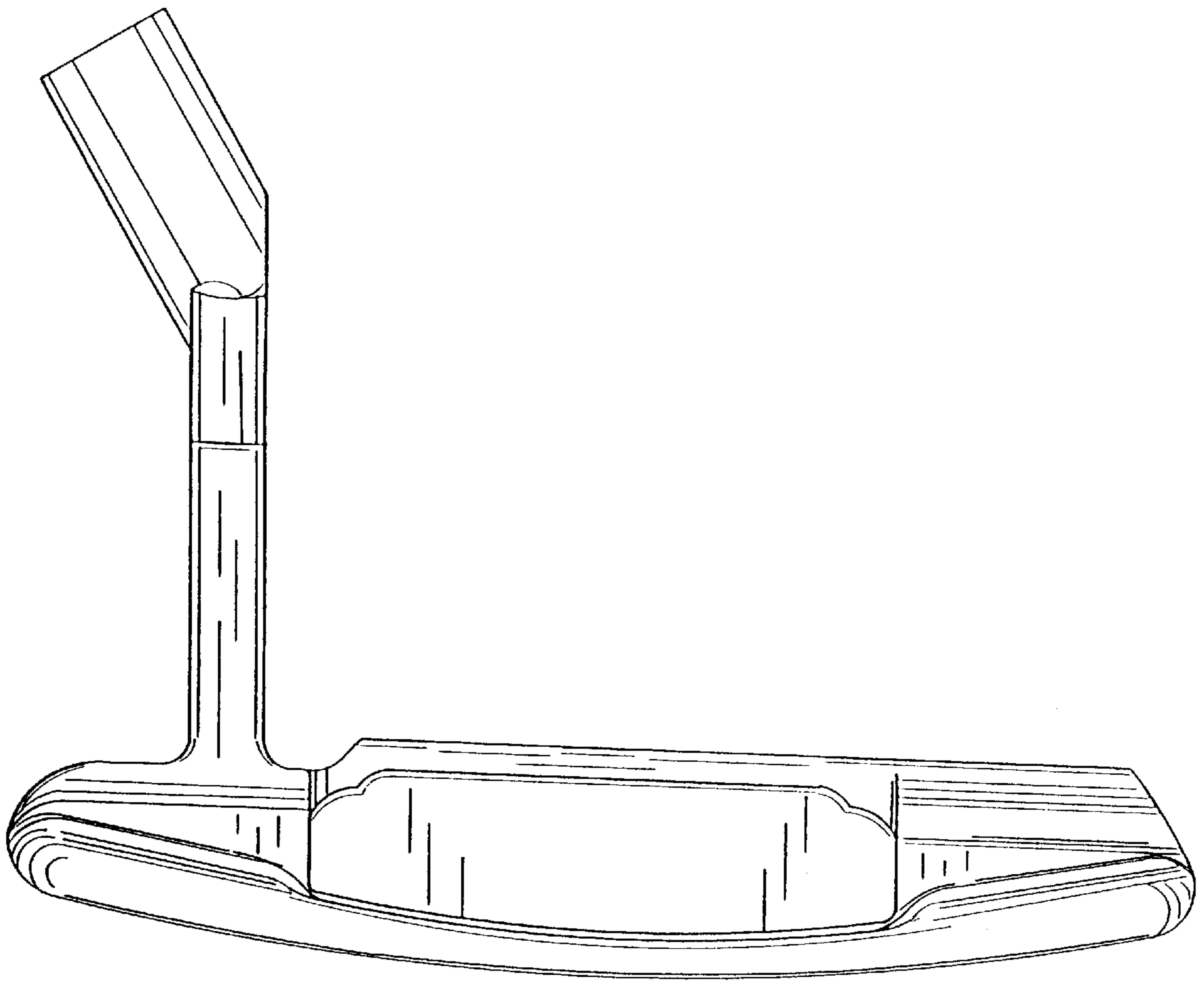
1 Claim, 4 Drawing Sheets



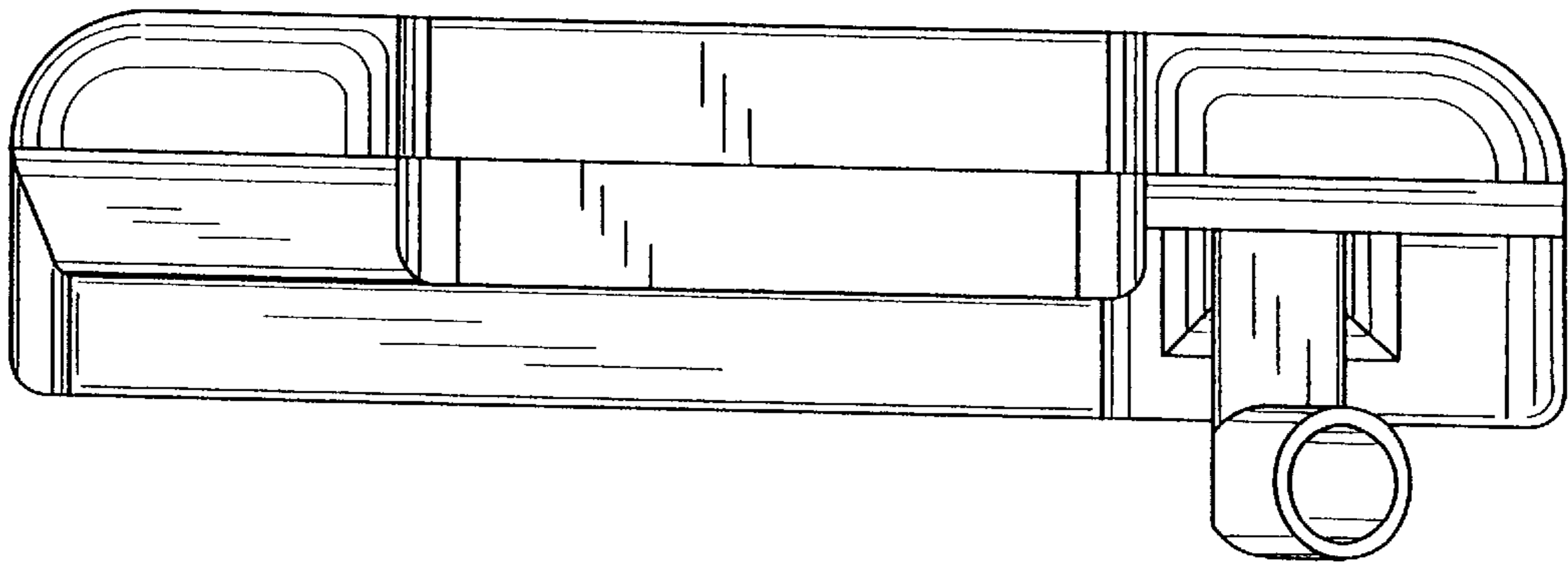
F i g. 1




F i g. 2



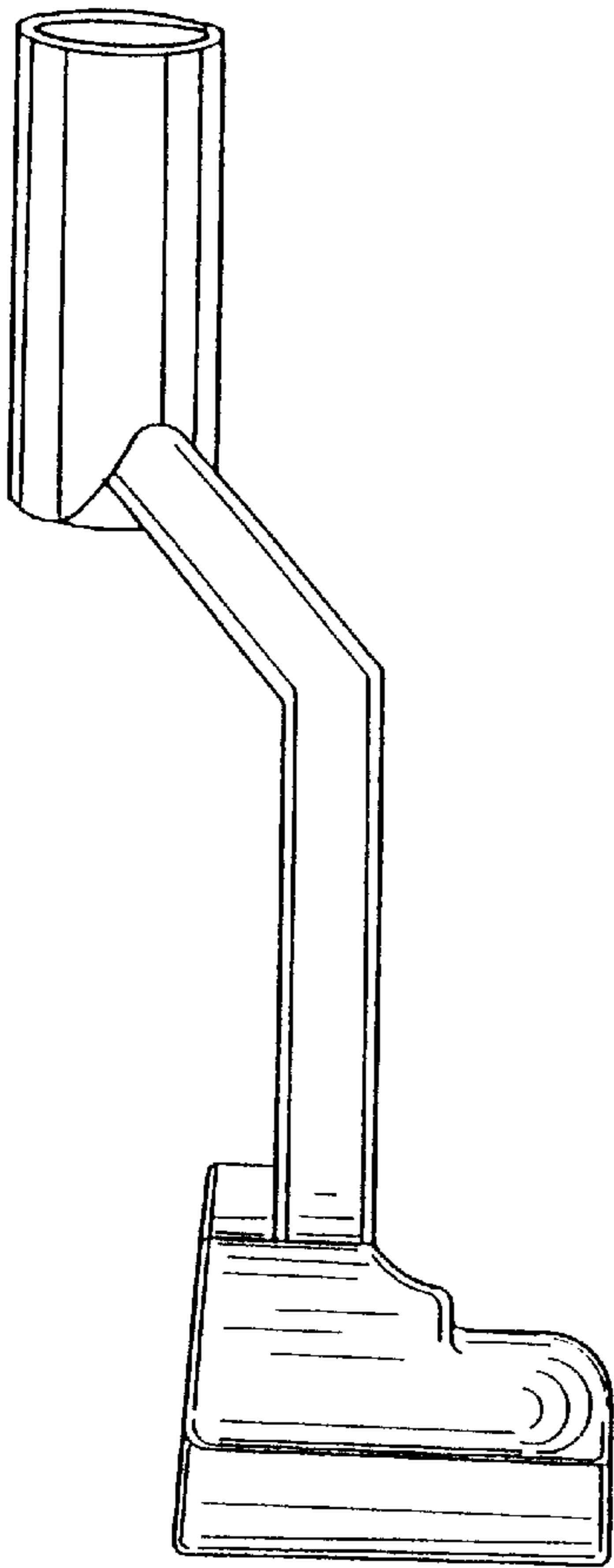
F i g. 3



F i g. 4



F i g. 5



F i g. 6

