



US00D438271S

(12) **United States Design Patent**  
**Wall**

(10) **Patent No.:** **US D438,271 S**

(45) **Date of Patent:** **\*\* Feb. 27, 2001**

(54) **BALL**

(75) **Inventor:** **Jason Wall**, Studio City, CA (US)

(73) **Assignee:** **Wally Balls, LLC**, Studio City, CA (US)

(\*\*) **Term:** **14 Years**

(21) **Appl. No.:** **29/117,375**

(22) **Filed:** **Jan. 19, 2000**

(51) **LOC (7) Cl.** ..... **21-02**

(52) **U.S. Cl.** ..... **D21/714; D11/160; D21/659**

(58) **Field of Search** ..... **D21/707, 714, D21/398, 621, 623, 659; 446/391; D19/42; 473/614; D11/157, 160**

(56) **References Cited**

**U.S. PATENT DOCUMENTS**

D. 142,394	*	9/1945	Fisk et al.	.....	D21/714
D. 154,260	*	6/1949	Gapstur et al.	.....	D21/714
D. 276,537	*	11/1984	Tabachnik	.....	D19/42
1,236,290	*	8/1917	Griffin	.....	D21/714 X
2,324,277	*	7/1943	Casey et al.	.....	473/614 X

**OTHER PUBLICATIONS**

The New York Times Magazine; p. 25, Smiley Face, Jul. 1992.\*

\* cited by examiner

*Primary Examiner*—Dominic Simone

(74) *Attorney, Agent, or Firm*—Marshall A. Lerner, Esq.; Bradford E. Mattes, Esq.; Kleinberg & Lerner, LLP

(57) **CLAIM**

The ornamental design for a ball, as shown and described.

**DESCRIPTION**

FIG. 1 is a perspective view of a ball, showing my new design;

FIG. 2 is a front elevational view thereof;

FIG. 3 is a right elevational view thereof;

FIG. 4 is a rear elevational view thereof;

FIG. 5 is a left elevational view thereof;



FIG. 6 is a top plan view thereof;


FIG. 7 is a bottom plan view thereof;

FIG. 8 is a perspective view of a second embodiment of FIG. 1; and,


FIG. 9 is a perspective view of a third embodiment of FIG. 1.

**1 Claim, 2 Drawing Sheets**

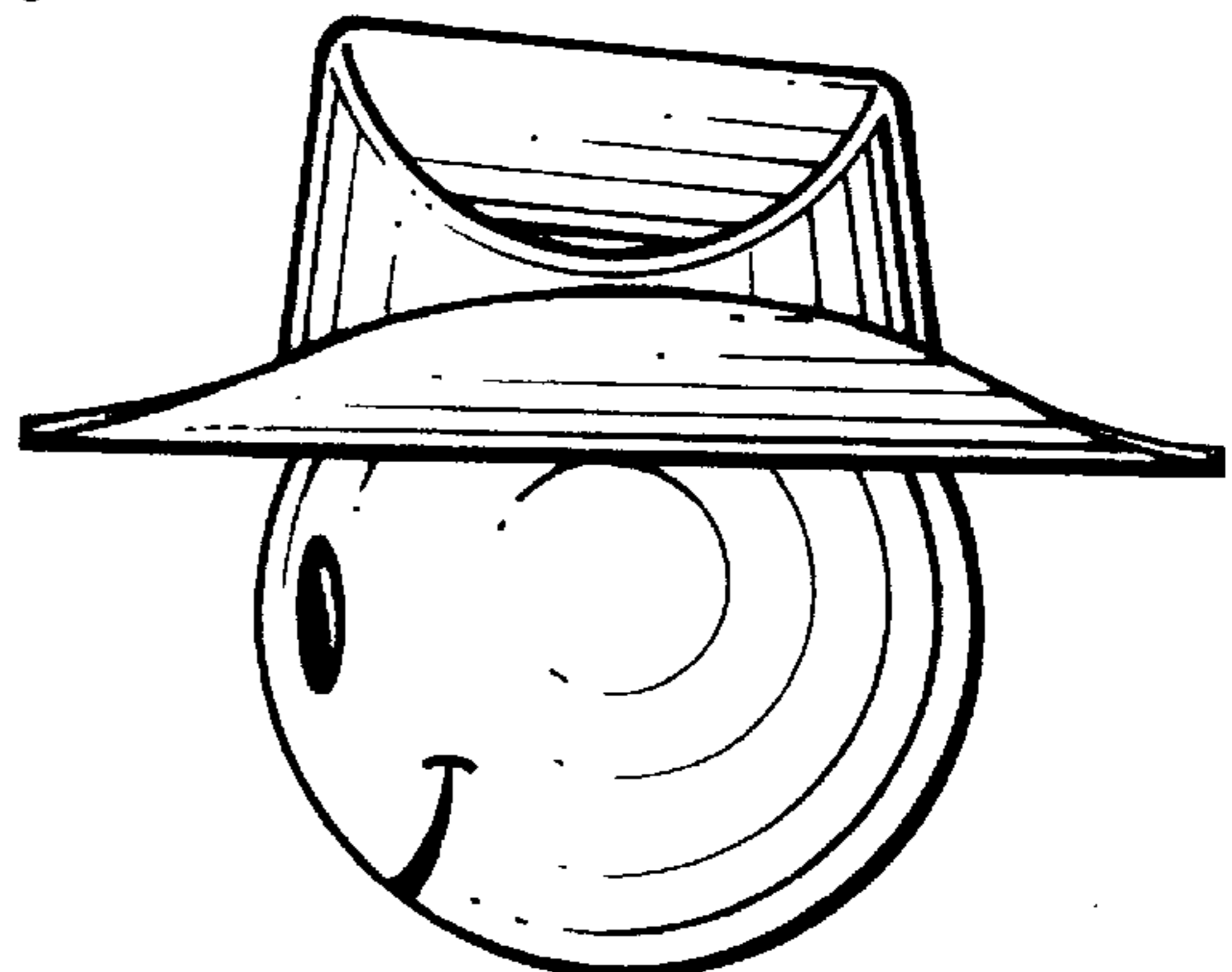




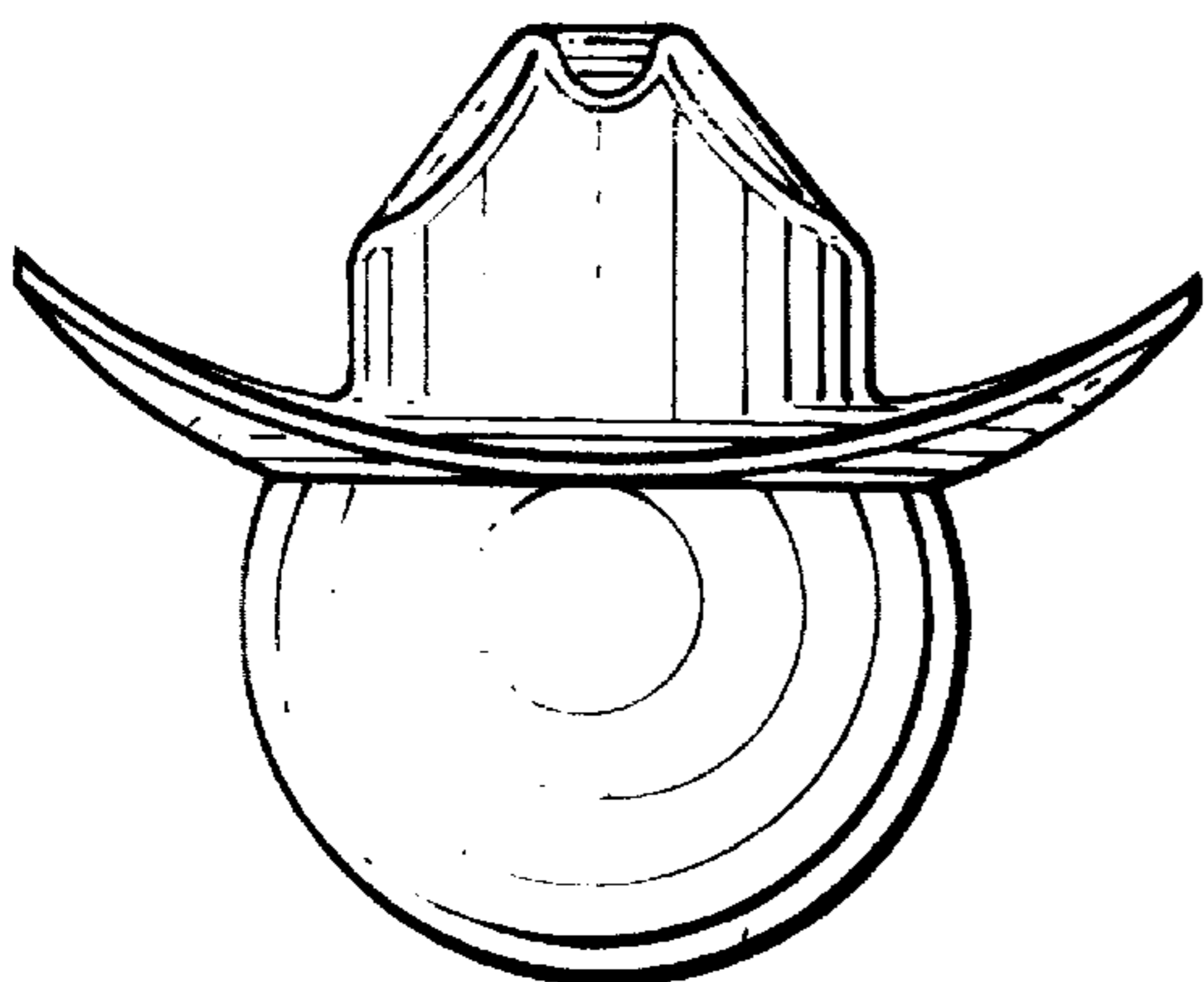
*Fig. 1.*



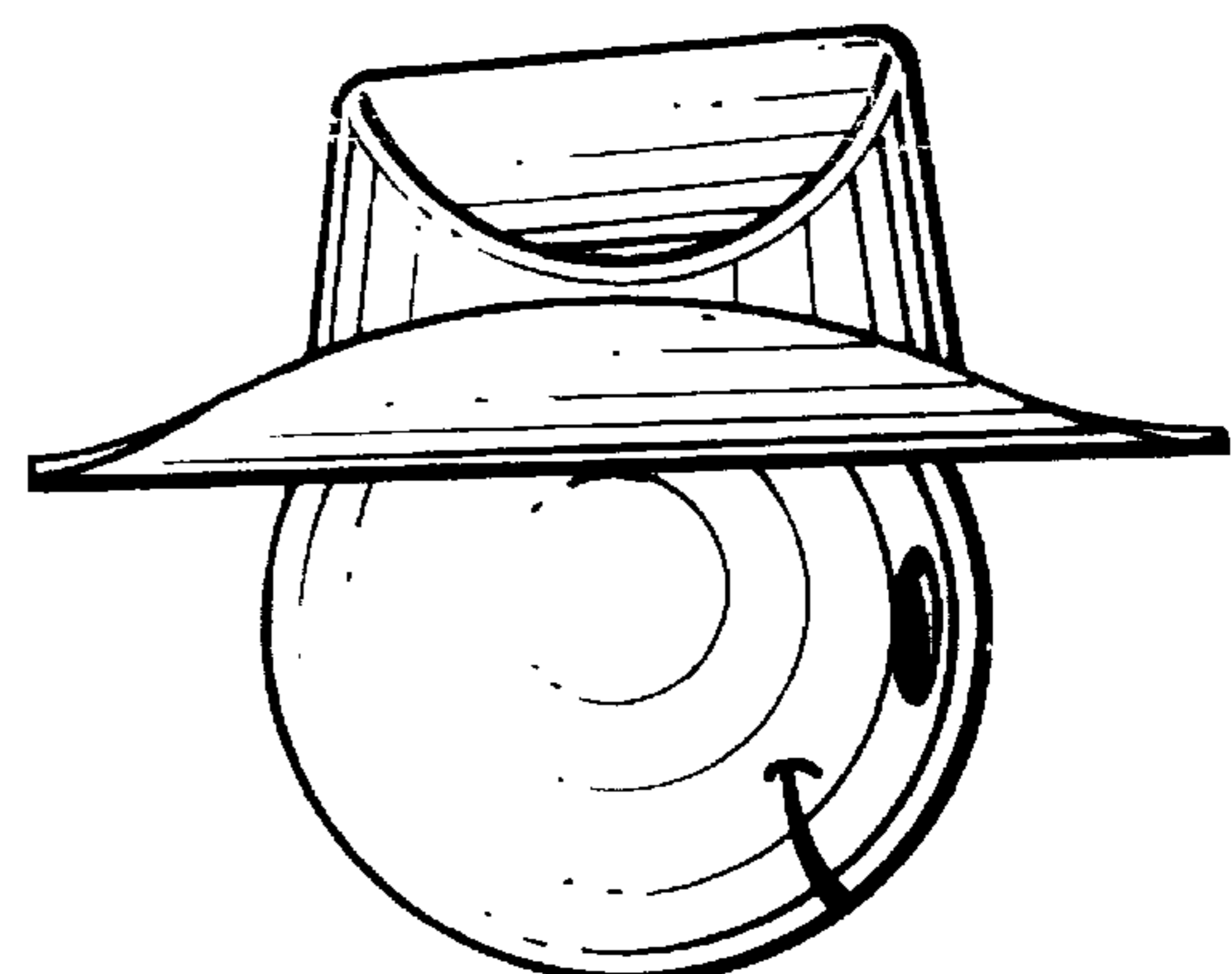
*Fig. 2.*



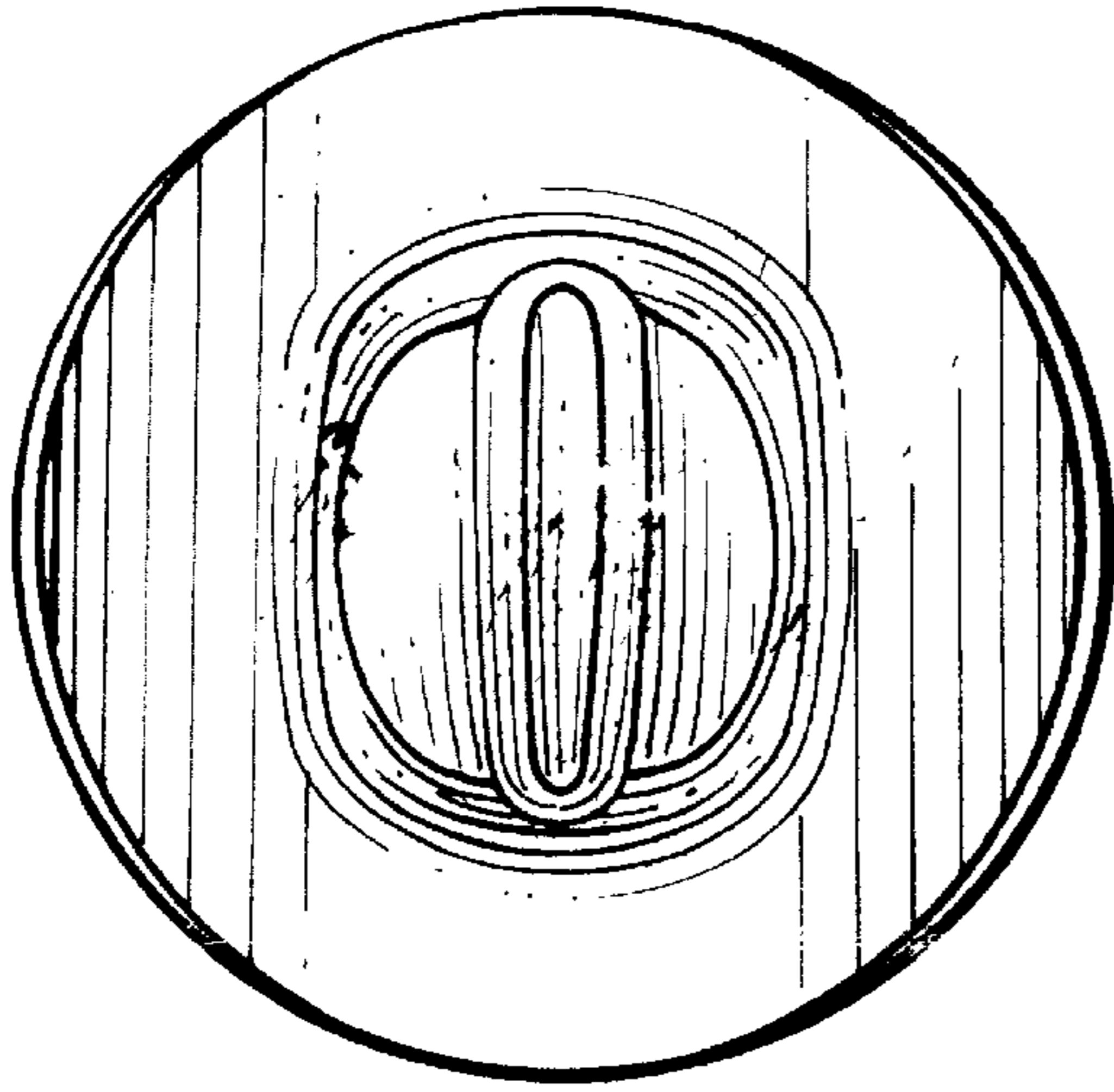
*Fig. 3.*



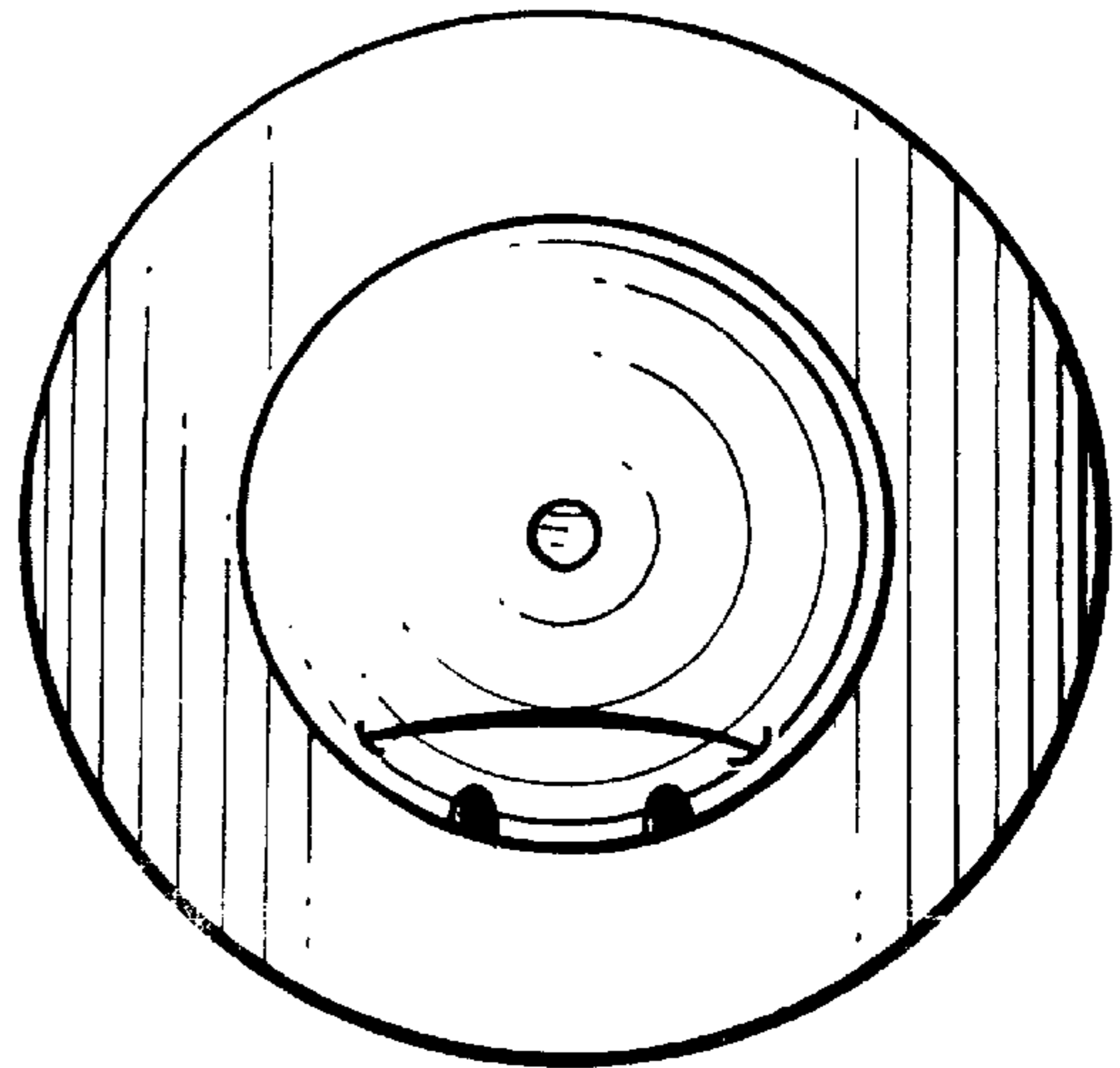
*Fig. 4.*




*Fig. 5.*



*Fig. 6.*



*Fig. 7.*



*Fig. 8.*



*Fig. 9.*