



US00D438254S

(12) **United States Design Patent**
Enger et al.

(10) **Patent No.: US D438,254 S**

(45) **Date of Patent: ** Feb. 27, 2001**

(54) **CARD AND GOLF CLUB HEAD
ELONGATED WRITING IMPLEMENT
DISPLAY**

(75) Inventors: **David E. Enger**, South Elgin, IL (US);
Brian T. O'Hare, 42W671 Jens-Jensen
La., Saint Charles, IL (US) 60175

(73) Assignee: **Brian T. O'Hare**, Saint Charles, IL
(US)

(**) Term: **14 Years**

(21) Appl. No.: **29/118,006**

(22) Filed: **Feb. 2, 2000**

(51) **LOC (7) Cl.** **19-06**

(52) **U.S. Cl.** **D19/82; D19/90; D19/97;**
D19/84

(58) **Field of Search** D19/35, 36, 65,
D19/75, 78, 81, 82, 83-85, 90, 91, 92,
95, 96, 97; 206/214, 224, 371; 211/69.1-69.9;
40/358; D10/2; D11/157; 473/342

(56) **References Cited**

U.S. PATENT DOCUMENTS

D. 255,128	*	5/1980	Pirolozzi	D19/82
D. 270,899	*	10/1983	Huang	D10/2
D. 275,744	*	10/1984	McJunkin et al.	D11/157
D. 352,069	*	11/1994	Doolin	D19/82
D. 354,519		1/1995	Wagner	.	
D. 368,036	*	3/1996	Tronolone, Jr.	D10/2
D. 381,044	*	7/1997	Larm	D19/82
D. 404,072		1/1999	Ford et al.	.	
4,706,995		11/1987	Dopp	.	
4,974,983		12/1990	Givati	.	

5,221,087	*	6/1993	Fenton et al.	473/342
5,232,103		8/1993	Koenig et al.	.	
5,503,396		4/1996	Veylupek, Jr. et al.	.	
5,572,815		11/1996	Kovner	.	
5,619,814	*	4/1997	Herrndobler	40/358
5,645,203		7/1997	Tappenden	.	
5,727,696		3/1998	Valiulis	.	
5,730,319		3/1998	Gray et al.	.	
5,823,494		10/1998	Jones et al.	.	

* cited by examiner

Primary Examiner—Martie K. Holtje

(74) *Attorney, Agent, or Firm*—Merchant & Gould P.C.

(57) **CLAIM**

The ornamental design for a card and golf club head elongated writing implement display, as shown and described.

DESCRIPTION

FIG. 1 is a front and top left perspective view of a card and golf club head elongated writing implement display;
FIG. 2 is a front elevational view of the card and golf club head elongated writing implement display shown in FIG. 1;
FIG. 3 is a back elevational view of the card and golf club head elongated writing implement display shown in FIG. 1;
FIG. 4 is a left side elevational view of the card and golf club head elongated writing implement display shown in FIG. 1;
FIG. 5 is a right side elevational view of the card and golf club head elongated writing implement display shown in FIG. 1;
FIG. 6 is a top plan view of the card and golf club head elongated writing implement display shown in FIG. 1; and,
FIG. 7 is a bottom plan view of the card and golf club head elongated writing implement display shown in FIG. 1.

1 Claim, 3 Drawing Sheets




FIG. 1




FIG. 2

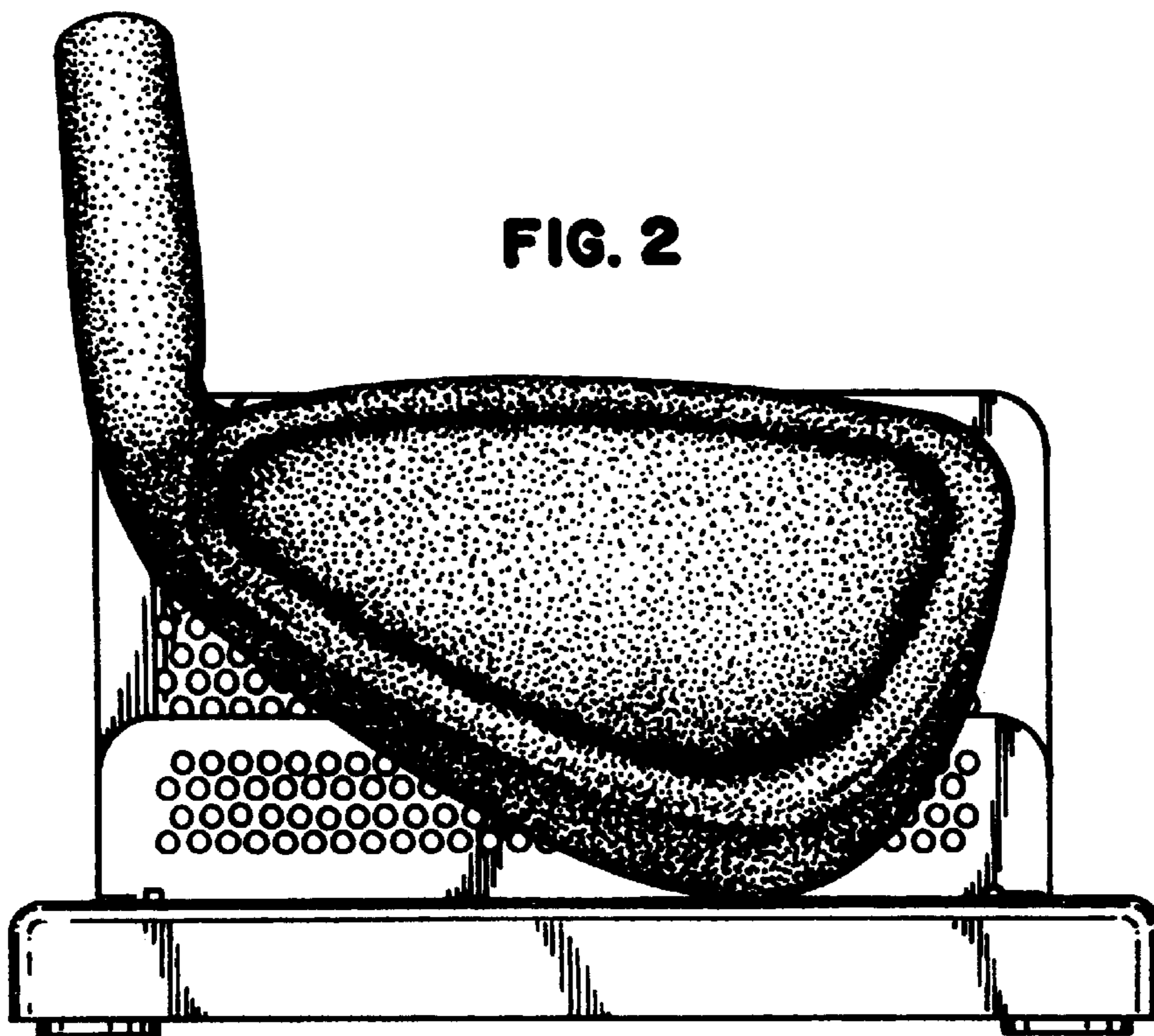


FIG. 3

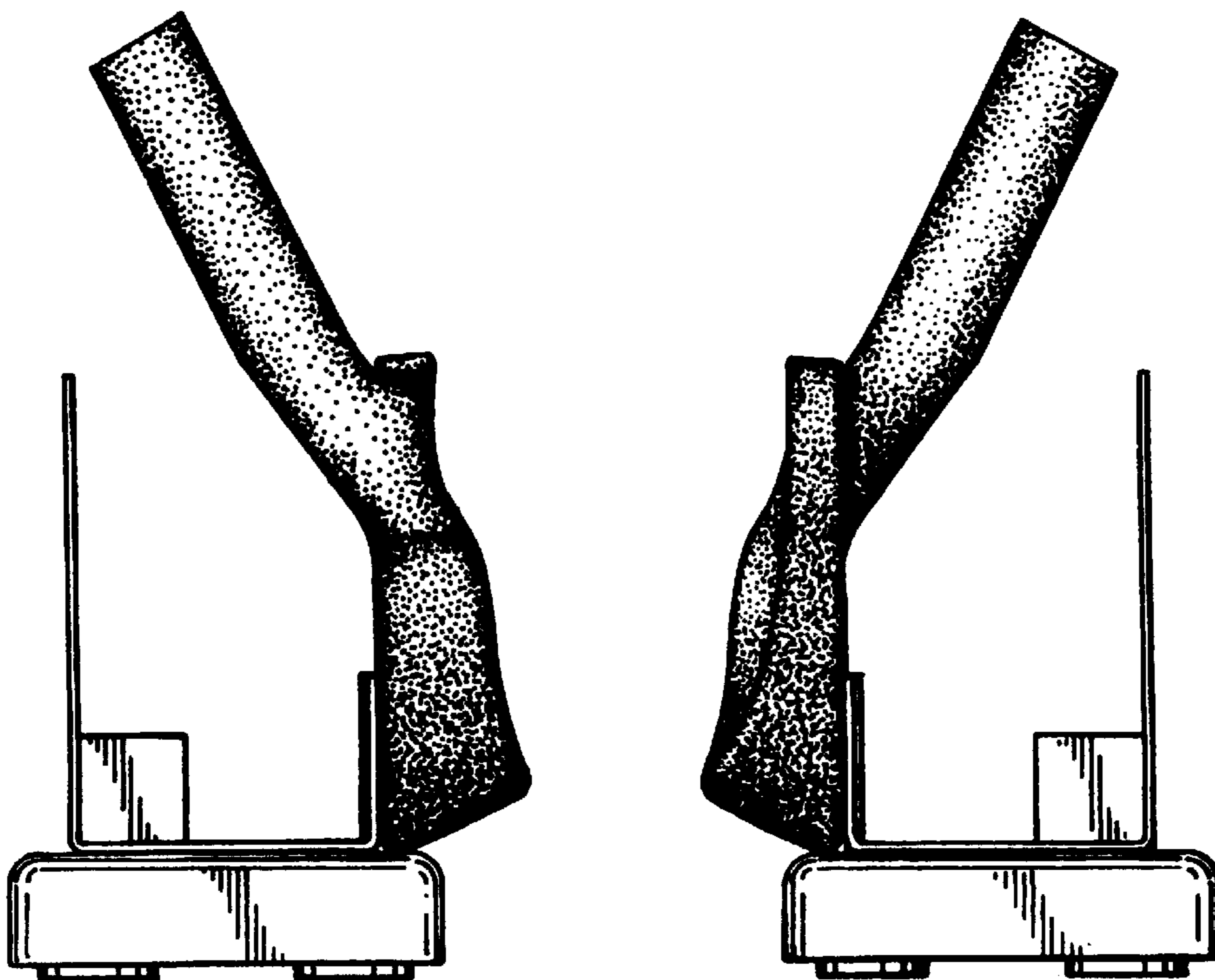
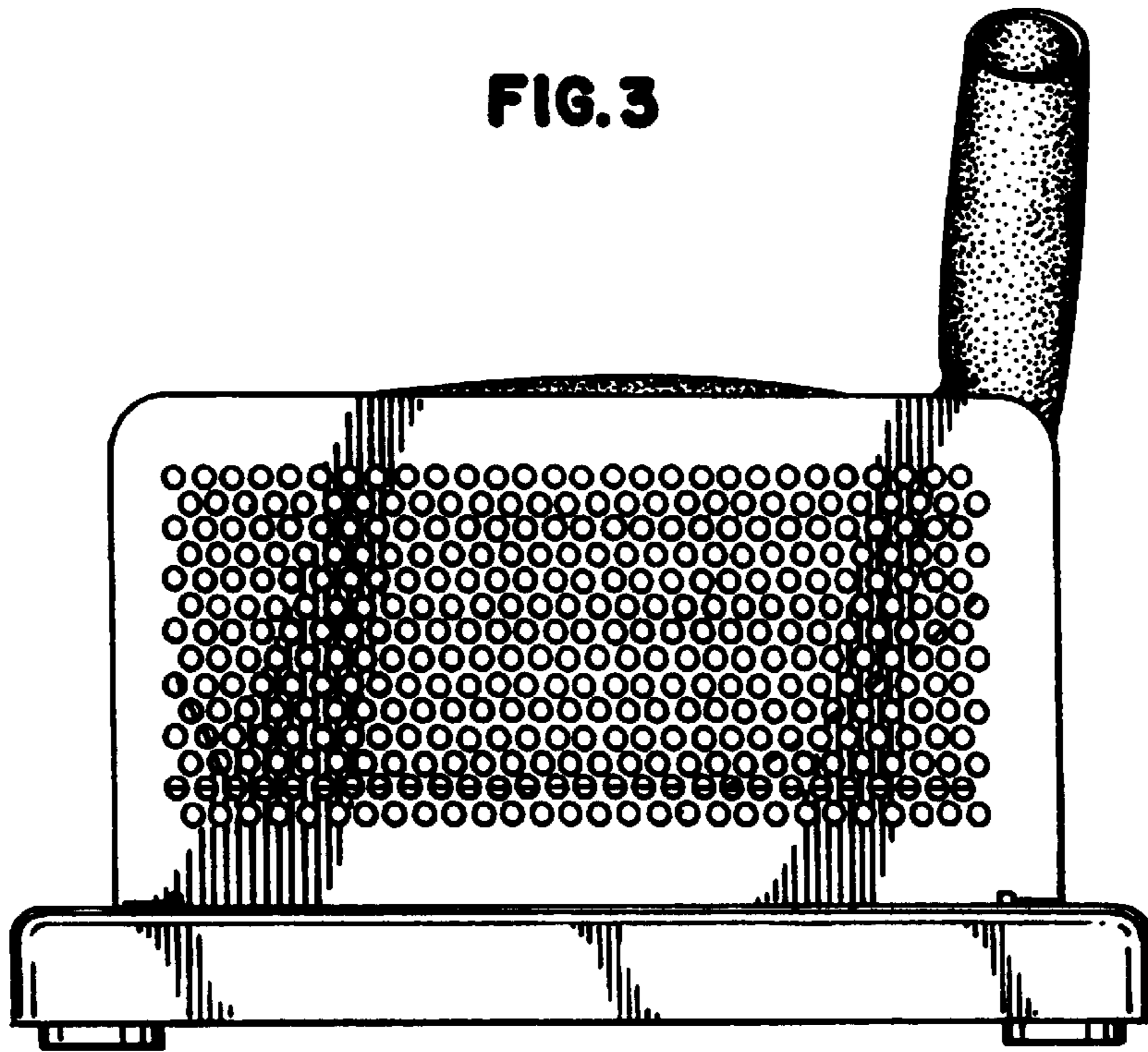


FIG. 4

FIG. 5

FIG. 6

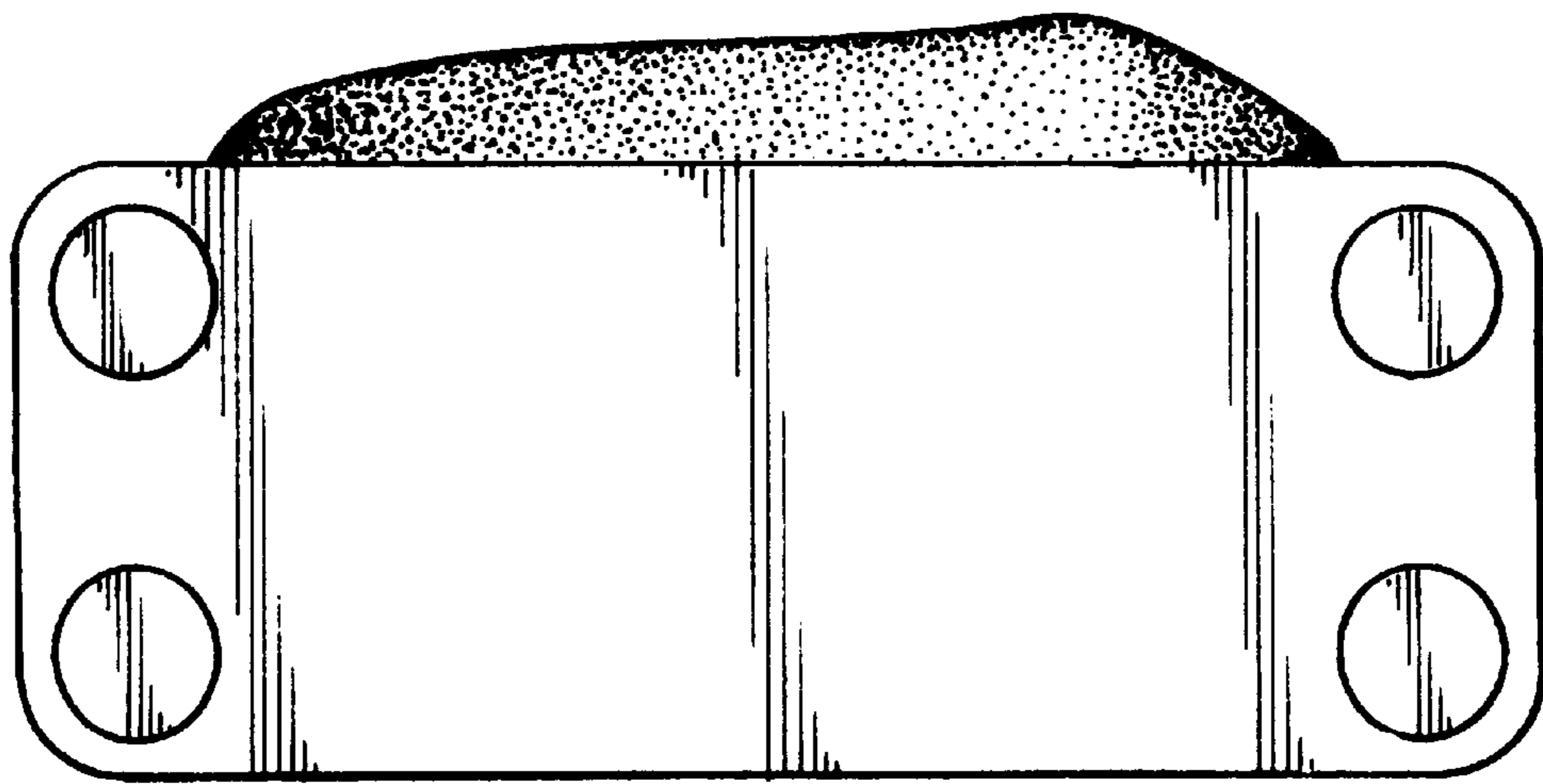
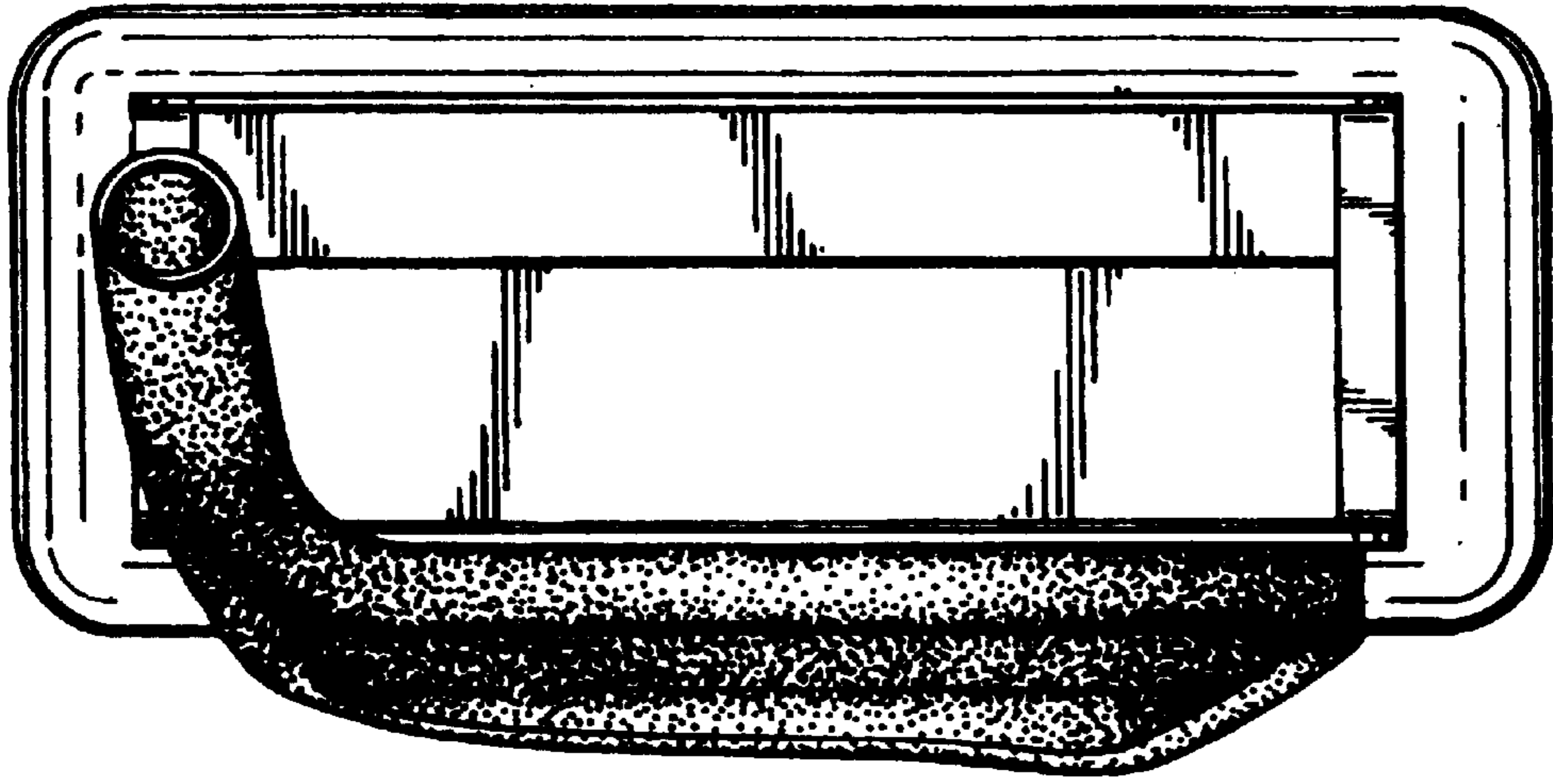


FIG. 7