



US00D438252S

(12) **United States Design Patent**  
**Trombly**

(10) **Patent No.:** **US D438,252 S**

(45) **Date of Patent:** **\*\* Feb. 27, 2001**

(54) **STATIONERY ORGANIZER**

(75) **Inventor:** **Edgar F. Trombly**, County of Wayne,  
MI (US)

(73) **Assignee:** **Punch Products USA, Inc.**, Rahway,  
NJ (US)

(\*\*) **Term:** **14 Years**

(21) **Appl. No.:** **29/099,778**

(22) **Filed:** **Jan. 26, 1999**

(51) **LOC (7) Cl.** ..... **19-02**

(52) **U.S. Cl.** ..... **D19/78; D19/77; D19/92**

(58) **Field of Search** ..... **D19/65, 75, 77,**  
**D19/78, 81-85, 86, 91, 92, 95, 99, 100;**  
**206/214, 215, 224, 371; 211/10, 11, 13.1,**  
**45, 50, 126.13**

(56) **References Cited**

**U.S. PATENT DOCUMENTS**

D. 181,305 \* 10/1957 Martino ..... D19/77

D. 303,397 \* 9/1989 Heng ..... D19/75

D. 306,319 \* 2/1990 Evenson ..... D19/77

D. 307,036 \* 4/1990 Evenson ..... D19/92

D. 362,273 \* 9/1995 Trombly ..... D19/75

\* cited by examiner

*Primary Examiner*—Martie K. Holtje

(74) *Attorney, Agent, or Firm*—Howard C. Miskin; Gloria  
Tsui-Yip

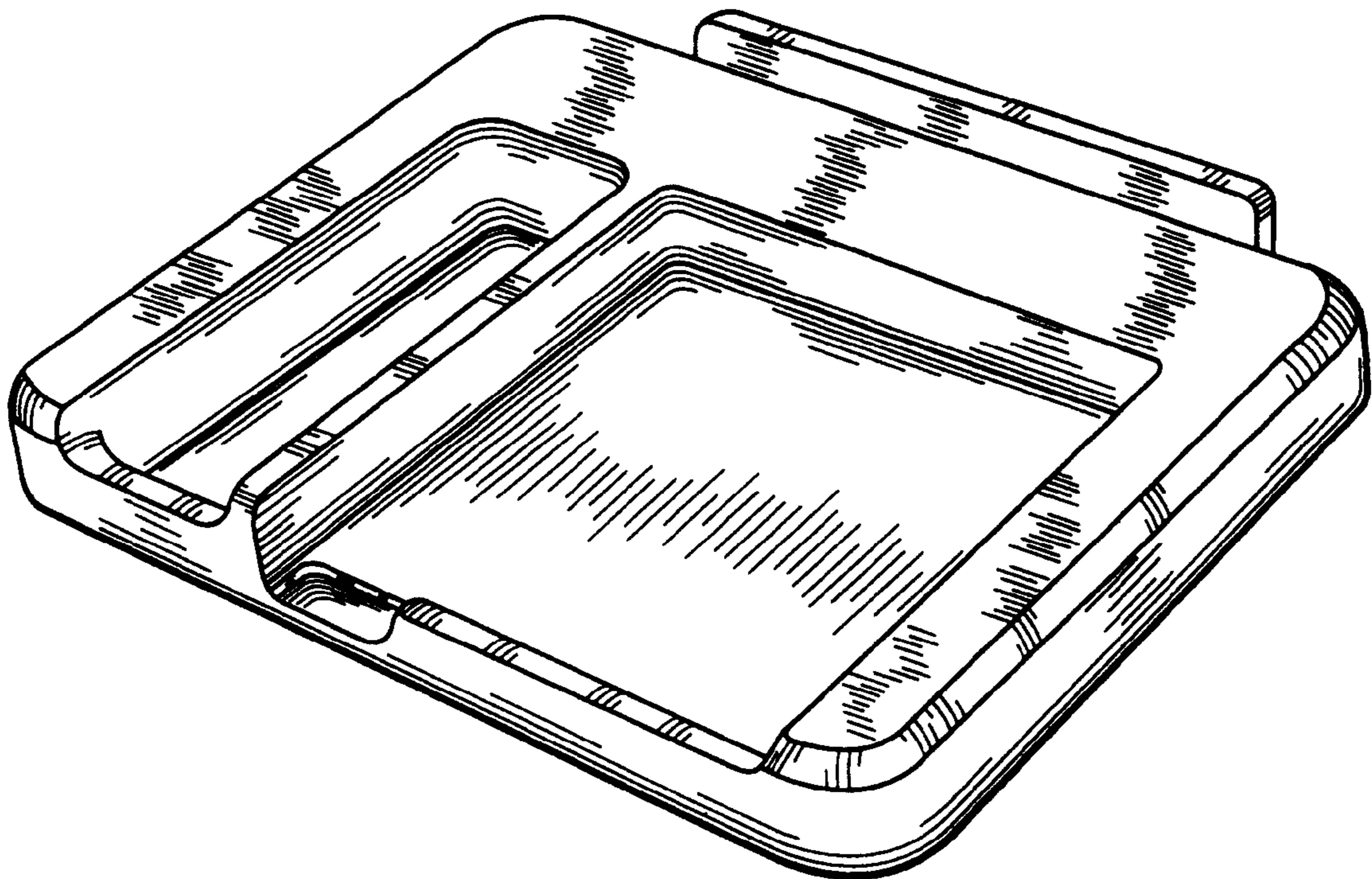
(57) **CLAIM**

The ornamental design for a stationery organizer, shown and  
described.

**DESCRIPTION**

FIG. 1 is a perspective view of my new design;  
FIG. 2 is a top plan view;  
FIG. 3 is a bottom plan view;  
FIG. 4 is a left side view;  
FIG. 5 is a right side view;  
FIG. 6 is a front elevational view; and,  
FIG. 7 is a rear elevational view.

**1 Claim, 3 Drawing Sheets**



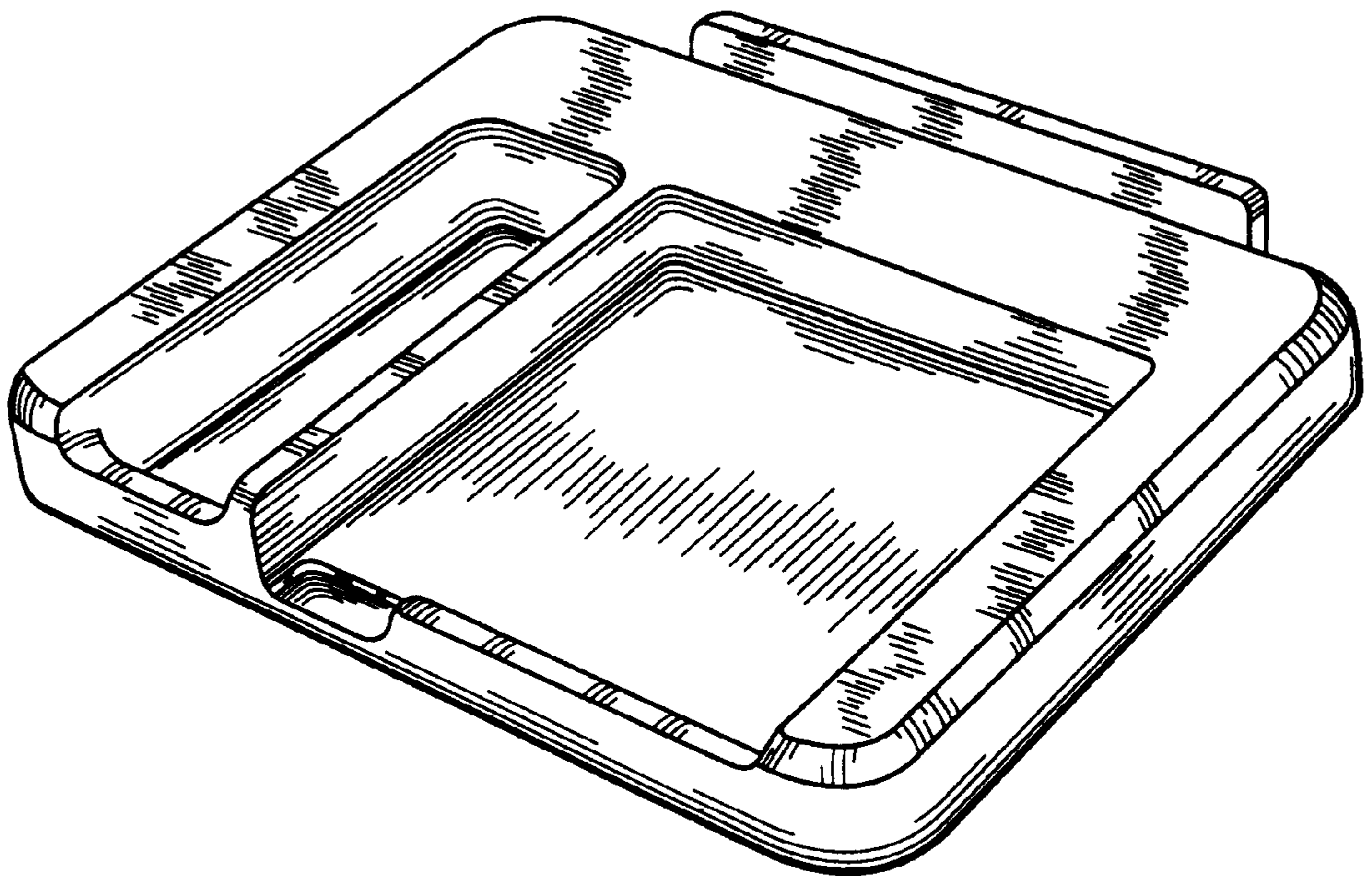


FIG. 1




FIG. 2

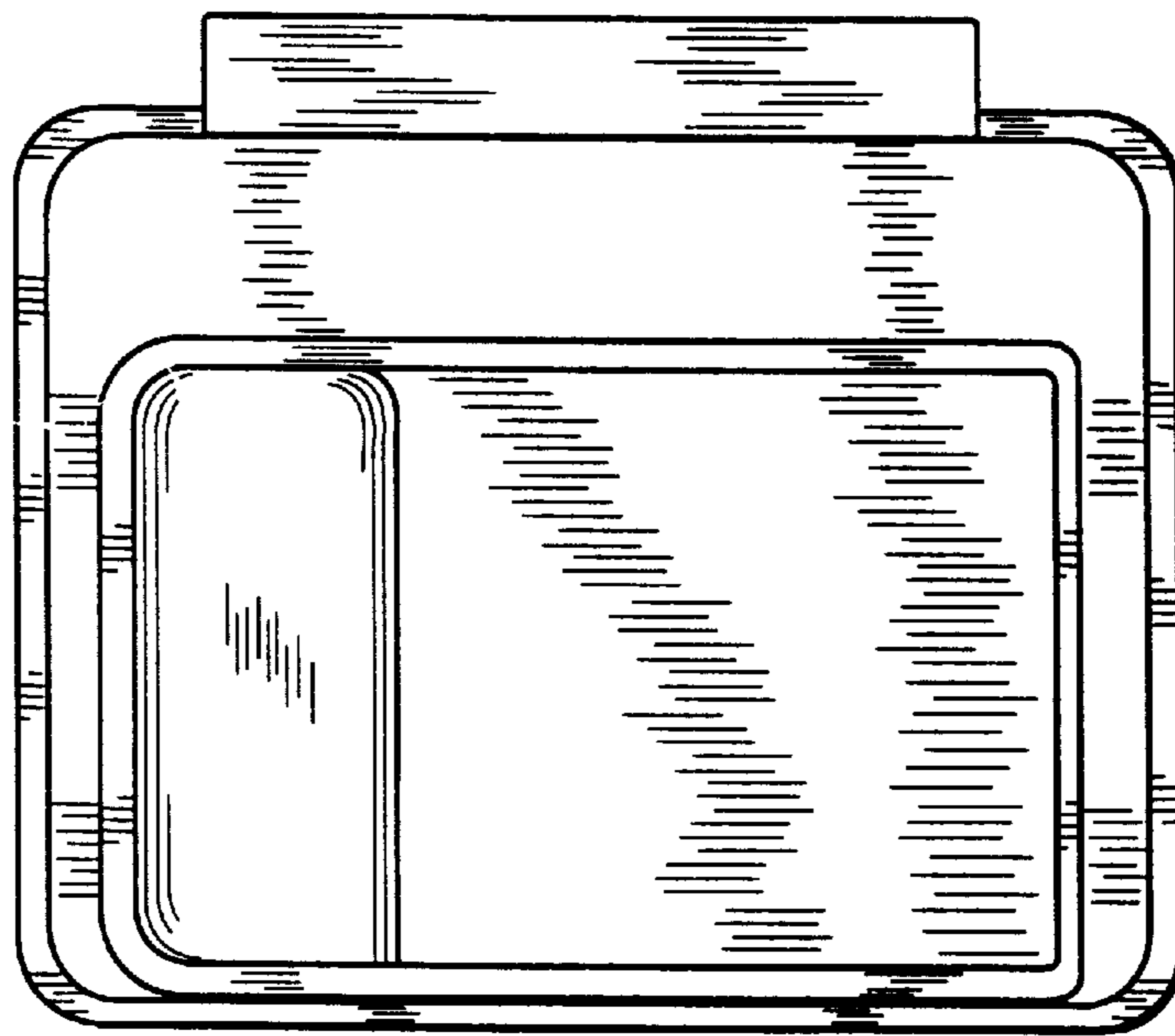


FIG. 3

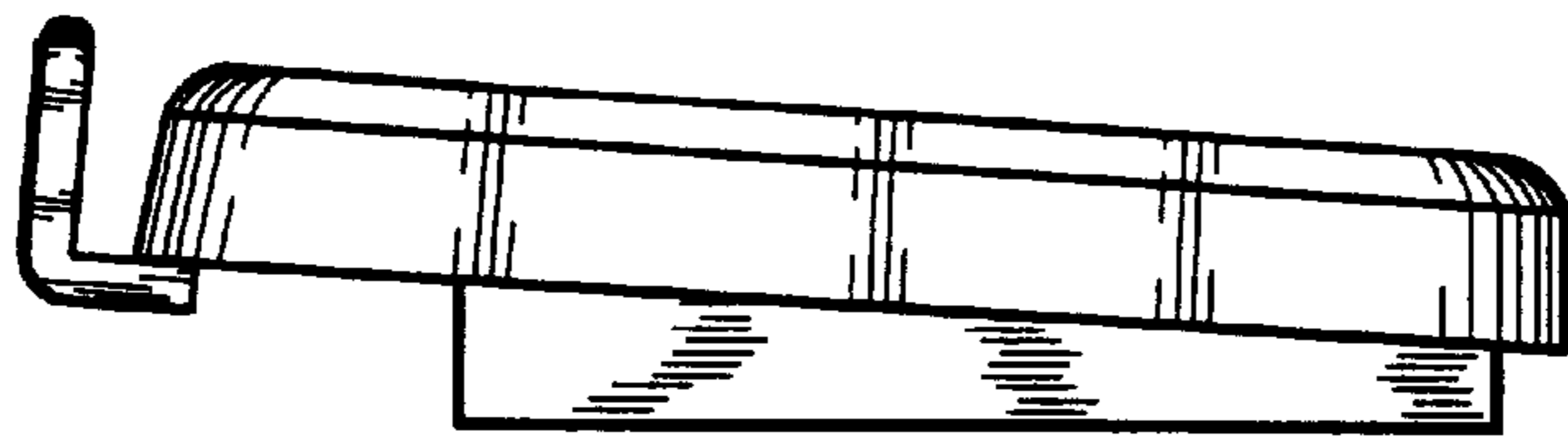


FIG. 4

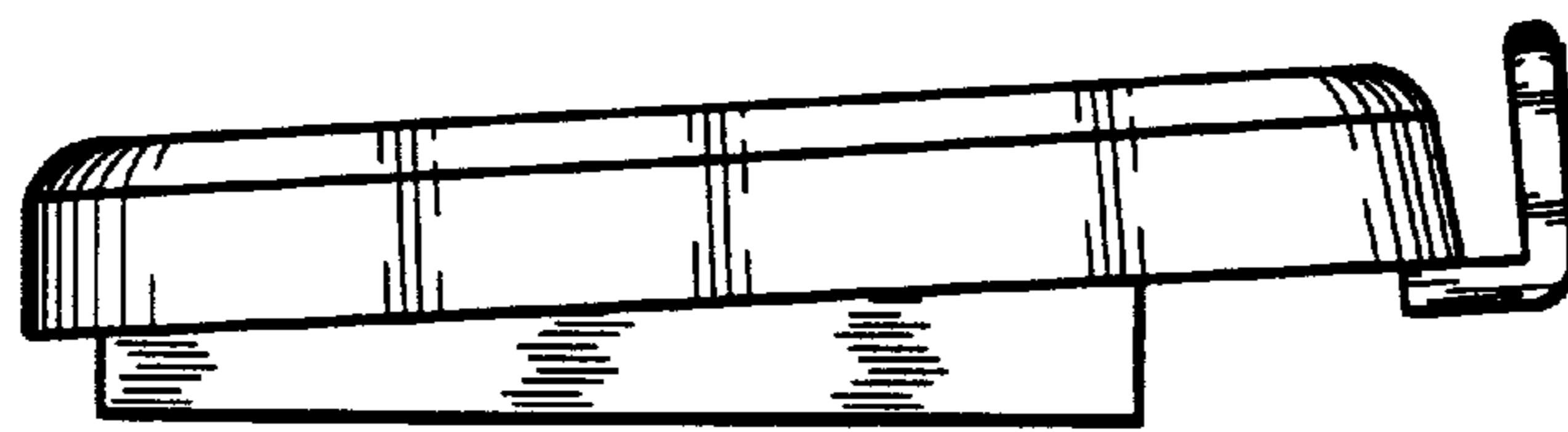


FIG. 5



FIG. 6




FIG. 7