



US00D438249S

(12) **United States Design Patent**  
**Hollington et al.**

(10) **Patent No.:** **US D438,249 S**

(45) **Date of Patent:** **\*\* Feb. 27, 2001**

(54) **CLIP FOR A WRITING INSTRUMENT**

(75) Inventors: **Geoffrey A. Hollington; David Townsend-Elliott**, both of London (GB)

(73) Assignee: **The Gillette Company**, Boston, MA (US)

(\*\*) Term: **14 Years**

(21) Appl. No.: **29/117,900**

(22) Filed: **Feb. 1, 2000**

(51) **LOC (7) Cl.** ..... **19-06**

(52) **U.S. Cl.** ..... **D19/56; D19/50**

(58) **Field of Search** ..... D19/35, 36, 41-51, D19/53-58, 81-85; 401/98, 104-106, 202, 243-247, 213, 262; 24/11 R, 11 PP, 11 CC, 11 HC, 11 S, 11 C, 11 F, 11 M, 11 P

(56) **References Cited**

**U.S. PATENT DOCUMENTS**

|            |           |                        |        |
|------------|-----------|------------------------|--------|
| D. 81,254  | 5/1930    | Parker .               |        |
| D. 84,249  | 5/1931    | Larsen .               |        |
| D. 093,444 | * 10/1934 | Blakeman .....         | D19/56 |
| D. 98,522  | 2/1936    | Juelss .               |        |
| D. 212,788 | * 11/1968 | Perwas .....           | D19/56 |
| D. 279,383 | * 6/1985  | Hillebrand et al. .... | D19/51 |
| D. 312,477 | 11/1990   | Porsche .....          | D19/43 |
| D. 316,427 | 4/1991    | Tinz .....             | D19/48 |
| D. 323,189 | 1/1992    | Tu .....               | D19/48 |
| D. 323,673 | 2/1992    | Gomez .....            | D19/49 |
| D. 324,067 | 2/1992    | Katami .....           | D19/48 |
| D. 324,072 | 2/1992    | Von Edler et al. ....  | D19/51 |
| D. 327,707 | 7/1992    | Datami .....           | D19/49 |
| D. 330,217 | * 10/1992 | Booker .....           | D19/48 |
| D. 338,491 | * 8/1993  | Hollington .....       | D19/50 |
| D. 342,546 | 12/1993   | Song .....             | D19/50 |
| D. 355,439 | 2/1995    | Hollington .....       | D19/43 |
| D. 358,844 | * 5/1995  | Ito .....              | D19/57 |
| D. 362,269 | * 9/1995  | Hollington .....       | D19/51 |
| D. 378,763 | * 4/1997  | Hollington .....       | D19/51 |

|            |           |                       |        |
|------------|-----------|-----------------------|--------|
| D. 381,043 | 7/1997    | Hasegawa .....        | D19/51 |
| D. 391,606 | 3/1998    | Compte .....          | D19/51 |
| D. 398,934 | 9/1998    | Veillon .....         | D19/51 |
| D. 404,426 | 1/1999    | Takanashi .....       | D19/43 |
| D. 407,436 | 3/1999    | Chevalier et al. .... | D19/43 |
| D. 415,198 | 10/1999   | Mouawad .....         | D19/48 |
| D. 416,577 | 11/1999   | Andrews et al. ....   | D19/50 |
| D. 416,580 | * 11/1999 | Andrews et al. ....   | D19/56 |

**OTHER PUBLICATIONS**

Sheaffer Brochure, Targa by Sheaffer 1001, Targa by Sheaffer 1005, Targa by Sheaffer 1006, date unknown.  
Parker Brochure, The Famous Parker "51", date unknown.  
Parker, T-Ball Jotter Ballpoints, No. J-2, No. J-1, No. MP-1, No. P-1, Parker Circular #9508, Feb., 1960.  
The Parker 75 Brochure, date unknown.  
Parker, Parker T-Ball Ballpoint, Parker Circular #9086-RI, Sep., 1961.

\* cited by examiner

*Primary Examiner*—Martie K. Holtje

(74) *Attorney, Agent, or Firm*—Chester Cekala; David A. Howley


(57) **CLAIM**

The ornamental design for a clip for a writing instrument, as shown and described.

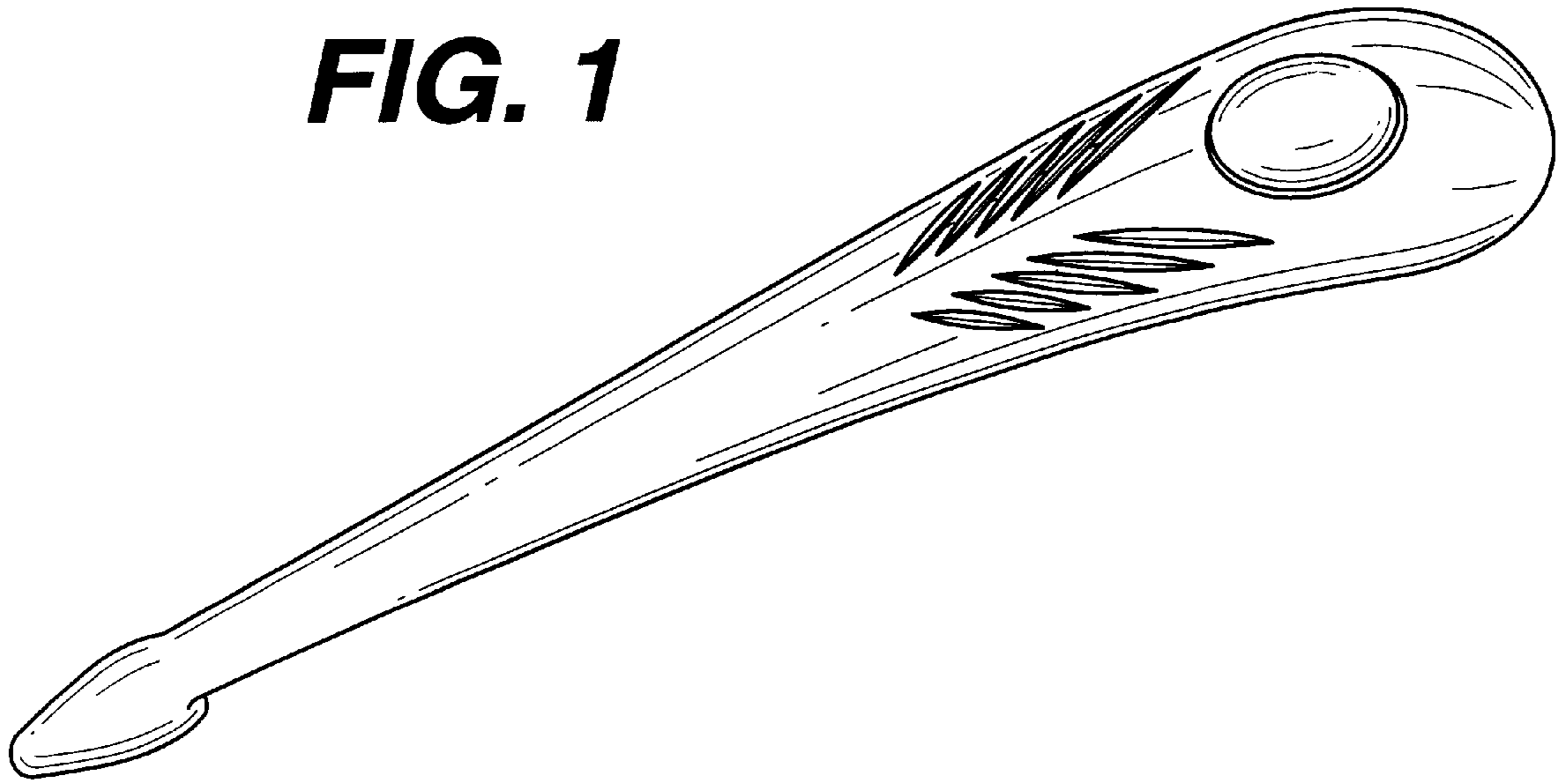
**DESCRIPTION**

FIG. 1 is a perspective view as seen from the top, front and right side of a clip for a writing instrument showing our new design;  
FIG. 2 is a front elevational view thereof;  
FIG. 3 is a rear elevational view thereof;  
FIG. 4 is a top plan view thereof;  
FIG. 5 is a left side elevational view thereof, the right side elevation being a mirror image thereof; and,  
FIG. 6 is a bottom plan view thereof.

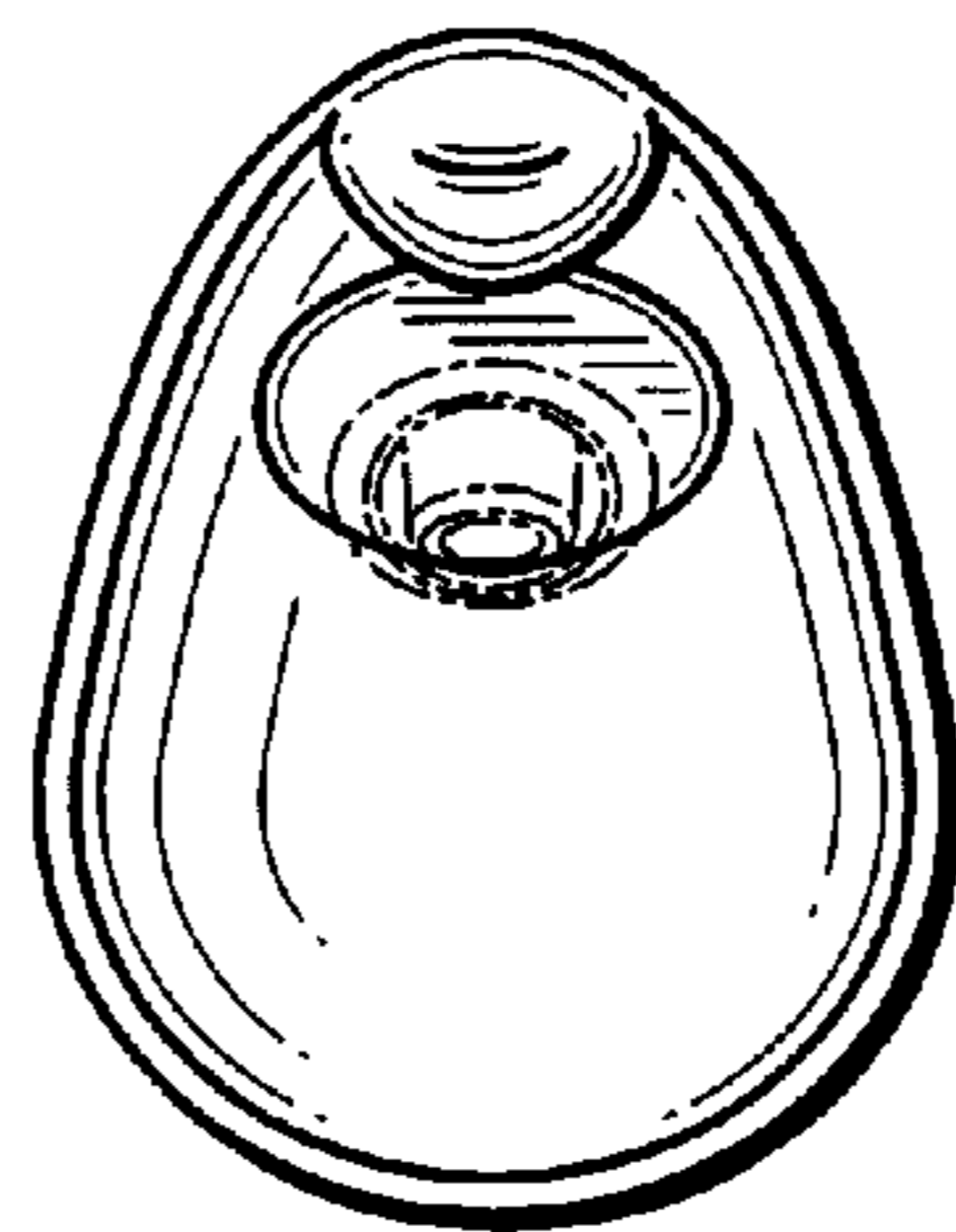
**1 Claim, 2 Drawing Sheets**



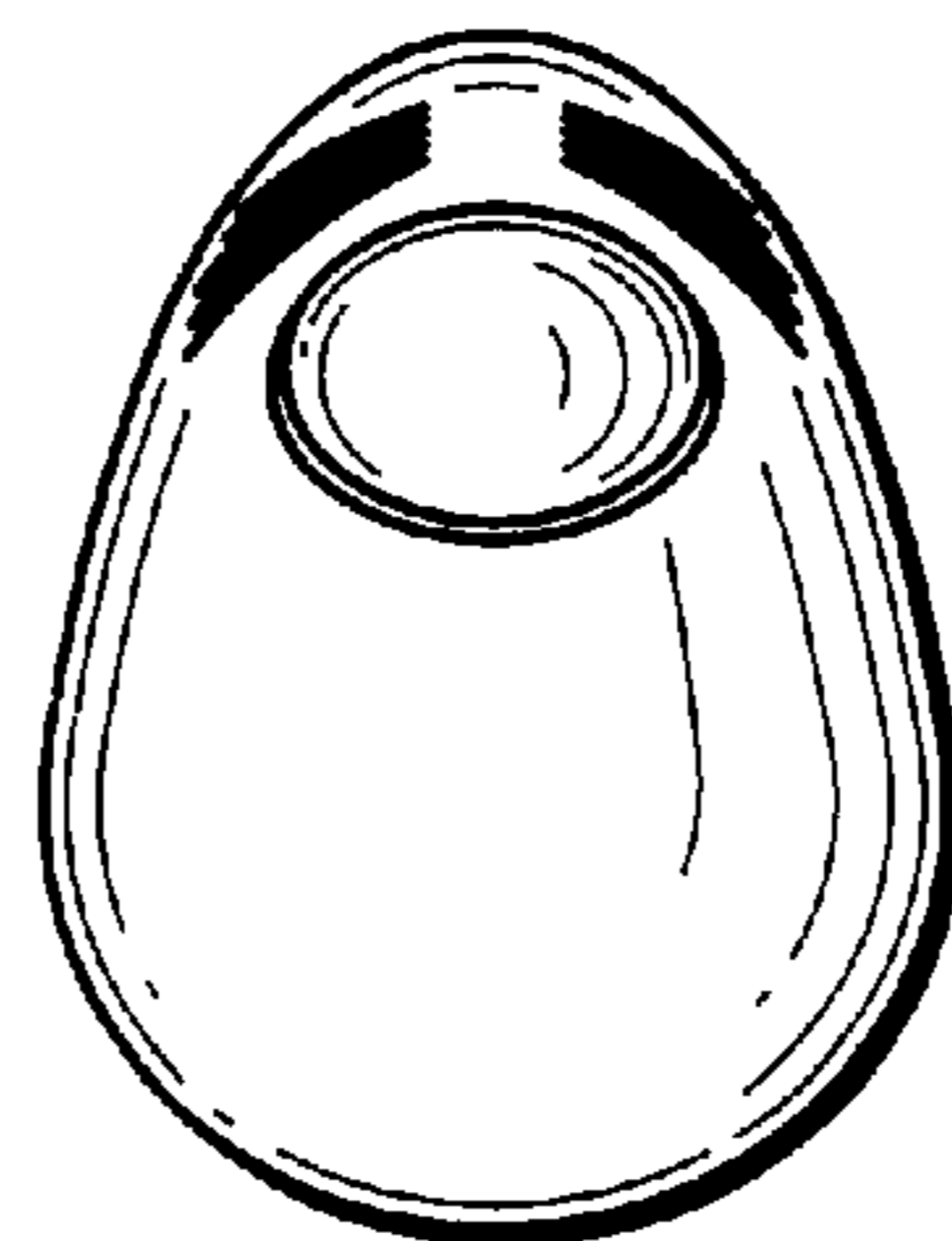
**FIG. 1**



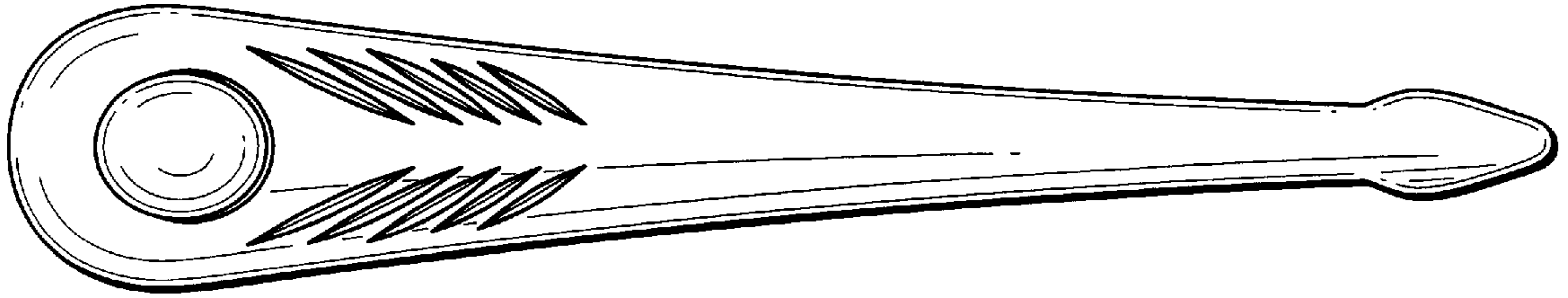
**FIG. 2**



**FIG. 3**



**FIG. 4**



**FIG. 5**



**FIG. 6**

