



US00D438237S

(12) **United States Design Patent**  
**Chu et al.**

(10) **Patent No.:** **US D438,237 S**

(45) **Date of Patent:** **\*\* Feb. 27, 2001**

(54) **CALCULATOR**

(75) Inventors: **William H. K. Chu; Min-Hua Lin,**  
both of Taipei (TW)

(73) Assignee: **Limax Electronics Co., Ltd., Taipei**  
(TW)

(\*\*) Term: **14 Years**

(21) Appl. No.: **29/126,044**

(22) Filed: **Jul. 10, 2000**

(51) **LOC (7) Cl.** ..... **18-01**

(52) **U.S. Cl.** ..... **D18/7**

(58) **Field of Search** ..... D18/1, 6, 7, 11;  
D14/341, 345; 235/61 R; 364/700, 705.01,  
705.07, 705.08, 706

(56) **References Cited**

**U.S. PATENT DOCUMENTS**

D. 255,125	*	5/1980	Hazama et al.	.....	D18/7
D. 279,688	*	7/1985	Kitai et al.	.....	D18/7
D. 333,298	*	2/1993	Raslowsky et al.	.....	D18/7 X
D. 362,865	*	10/1995	Komuta et al.	.....	D18/2

D. 421,599	*	3/2000	Garza	.....	D18/7 X
D. 427,629	*	7/2000	Chu et al.	.....	D18/2 X
D. 427,630	*	7/2000	Chu et al.	.....	D18/2 X
D. 429,272	*	8/2000	Chu	.....	D18/2
D. 430,871	*	9/2000	Chu et al.	.....	D14/345

\* cited by examiner

*Primary Examiner*—Caron D. Veynar

(74) *Attorney, Agent, or Firm*—Dougherty & Troxell

(57) **CLAIM**

The ornamental design for a calculator, as shown and described.

**DESCRIPTION**

FIG. 1 is a perspective view of the calculator in open state showing the new design;

FIG. 2 is a front view of the new design in open state;

FIG. 3 is a rear view of the new design in open state;

FIG. 4 is a left side view of the new design in open state;

FIG. 5 is a right side view of the new design in open state;

FIG. 6 is a top view of the new design in open state;

FIG. 7 is a bottom view of the new design in open state; and,

FIG. 8 is a perspective view of the new design in close state.

**1 Claim, 5 Drawing Sheets**





Fig. 1




Fig. 2




Fig. 3

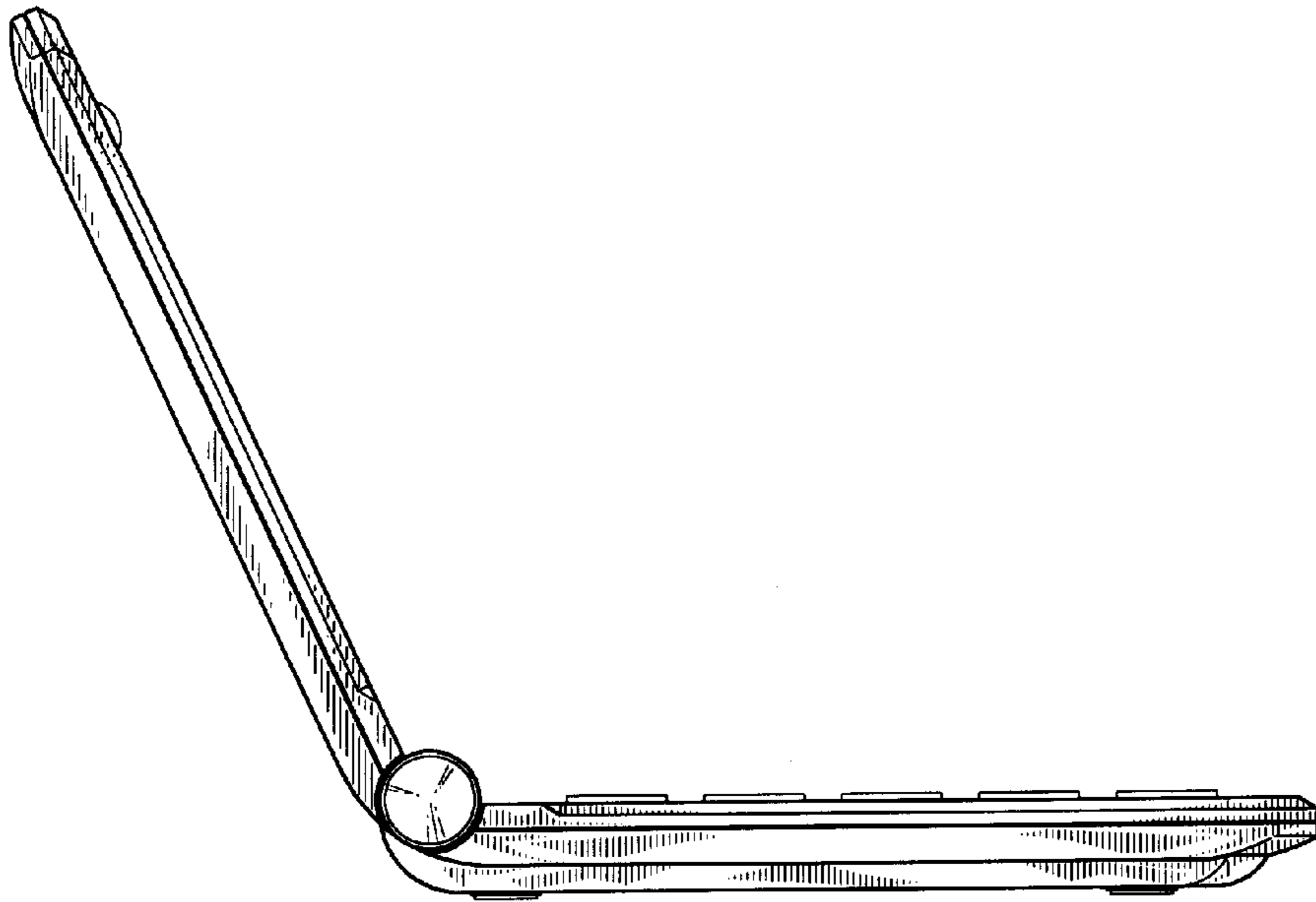


Fig. 4

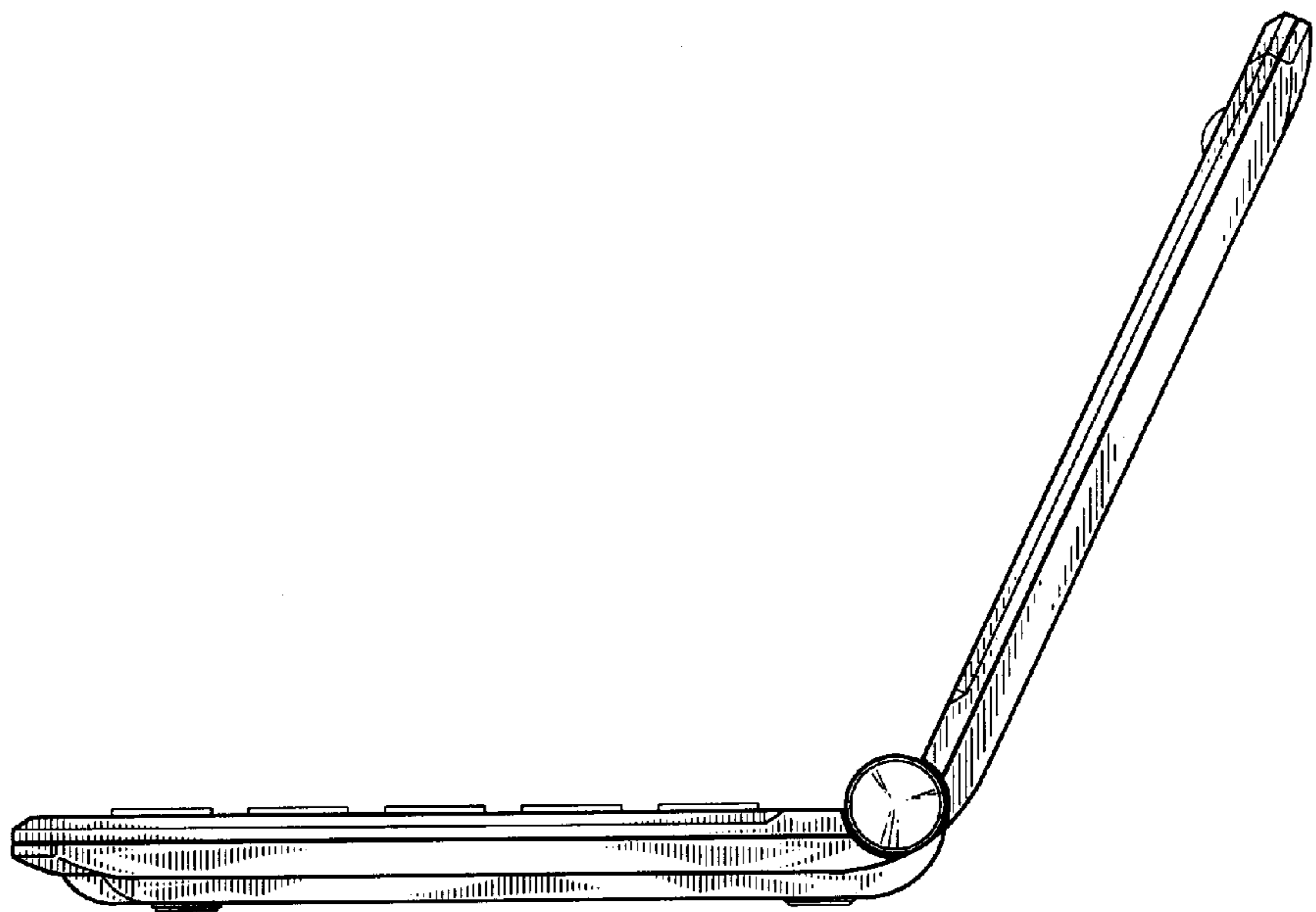


Fig. 5

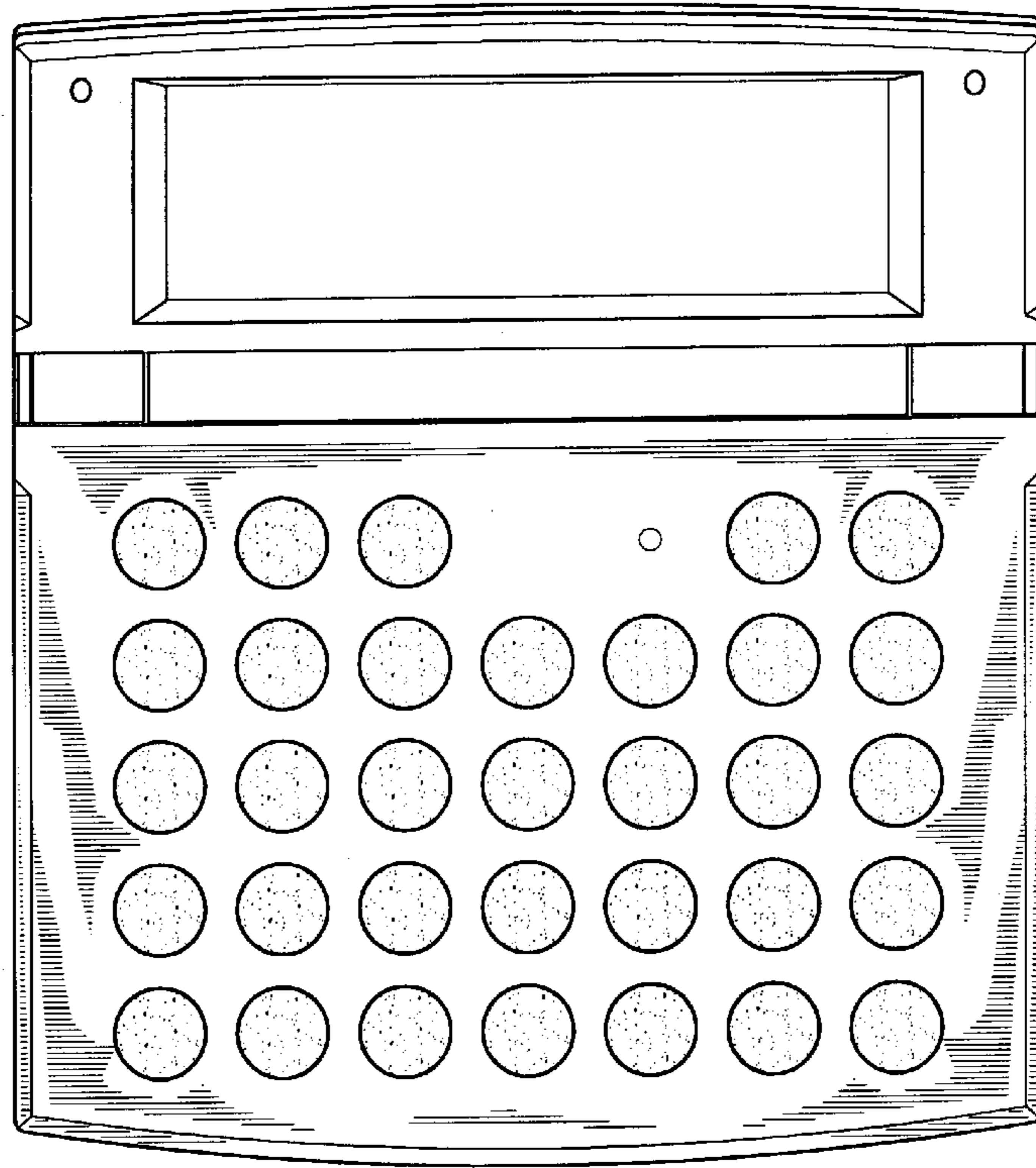


Fig. 6

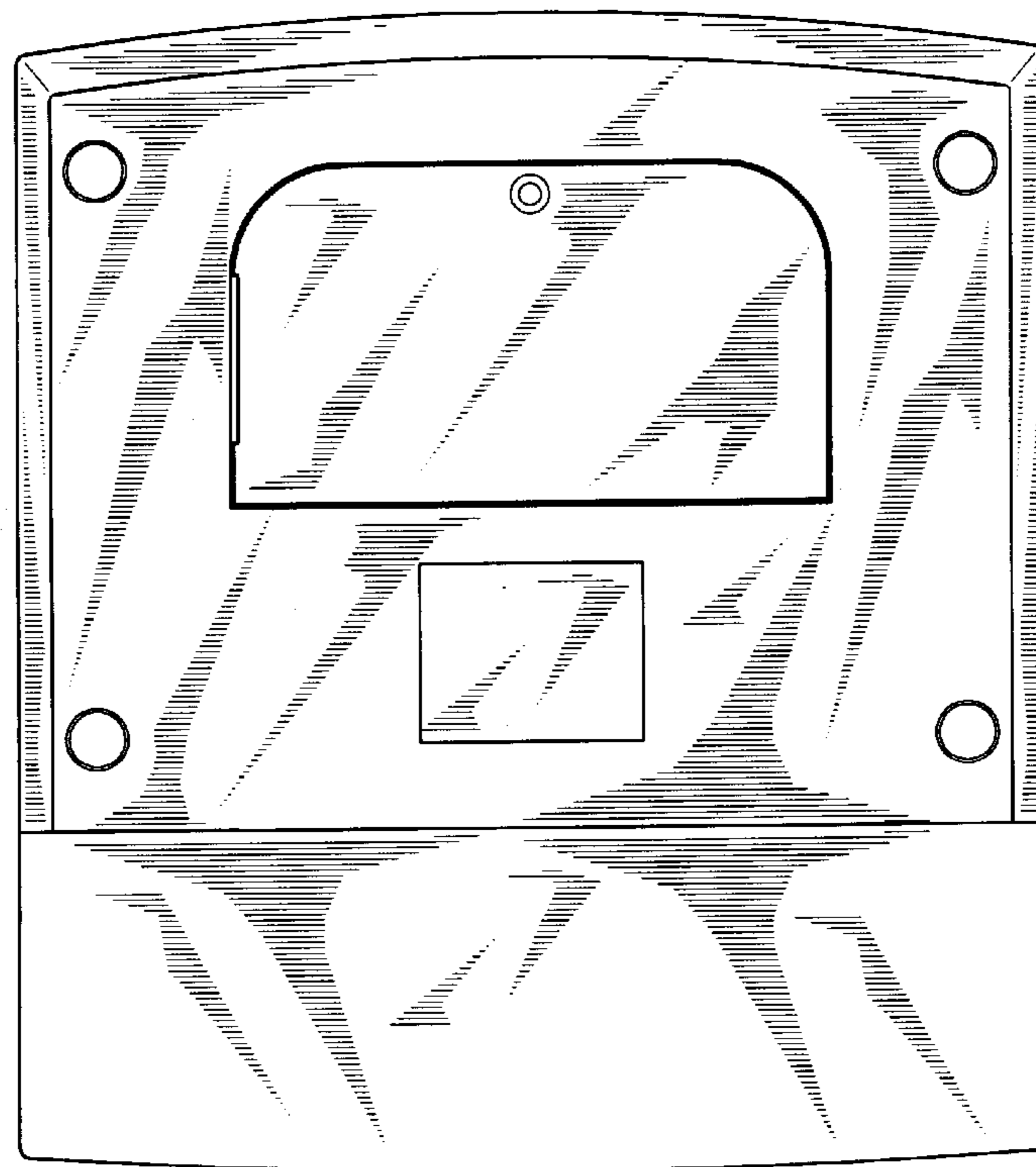


Fig. 7




Fig. 8