



US00D438235S

(12) **United States Design Patent**
Chu et al.

(10) **Patent No.:** **US D438,235 S**

(45) **Date of Patent:** **** Feb. 27, 2001**

(54) **CALCULATOR**

(75) Inventors: **William H. K. Chu; Shu-Chia Chang,**
both of Taipei (TW)

(73) Assignee: **Limax Electronics Co., Ltd., Taipei**
(TW)

(**) Term: **14 Years**

(21) Appl. No.: **29/126,042**

(22) Filed: **Jul. 10, 2000**

(51) **LOC (7) Cl.** **18-01**

(52) **U.S. Cl.** **D18/2**

(58) **Field of Search** D18/2, 6, 7, 11;
364/700, 705.01, 705.07, 705.08, 706; 235/61 R

(56) **References Cited**

U.S. PATENT DOCUMENTS

D. 271,025 * 10/1983 Li D18/2
D. 279,381 * 6/1985 Leung D18/2
D. 283,515 * 4/1986 Li D18/2

D. 284,199 * 6/1986 Li D18/2

D. 284,387 * 6/1986 Li D18/2

D. 286,161 * 10/1986 Wong D18/2

D. 411,857 * 7/1999 Bedol et al. D18/2

* cited by examiner

Primary Examiner—Caron D. Veynar

(74) *Attorney, Agent, or Firm*—Dougherty & Troxell

(57) **CLAIM**

The ornamental design for a calculator, as shown and described.

DESCRIPTION

FIG. 1 is a perspective view of the calculator showing the new design;

FIG. 2 is a front view of the new design;

FIG. 3 is a rear view of the new design;

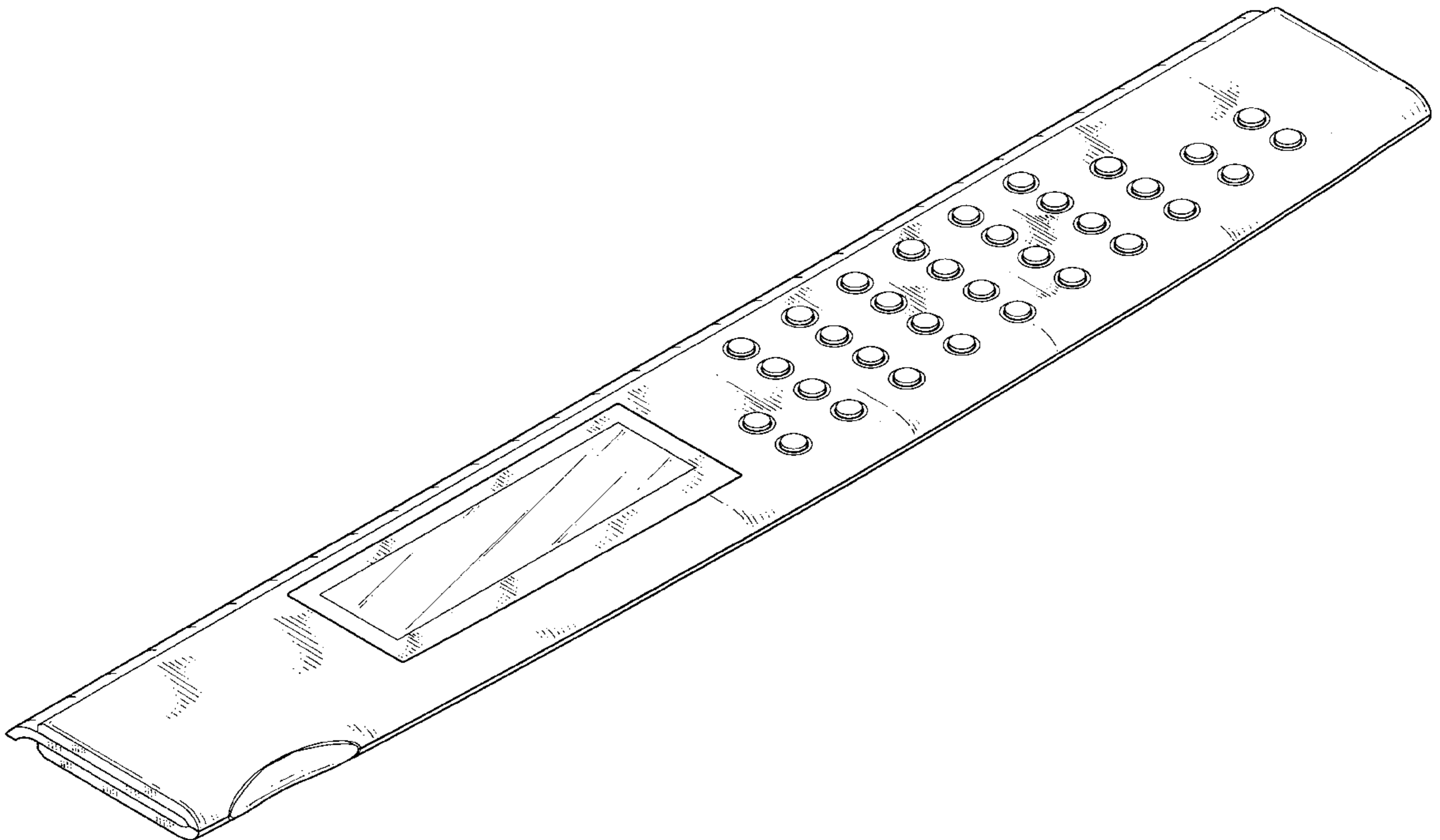
FIG. 4 is a left side view of the new design;

FIG. 5 is a right side view of the new design;

FIG. 6 is a top view of the new design; and,

FIG. 7 is a bottom view of the new design.

1 Claim, 5 Drawing Sheets



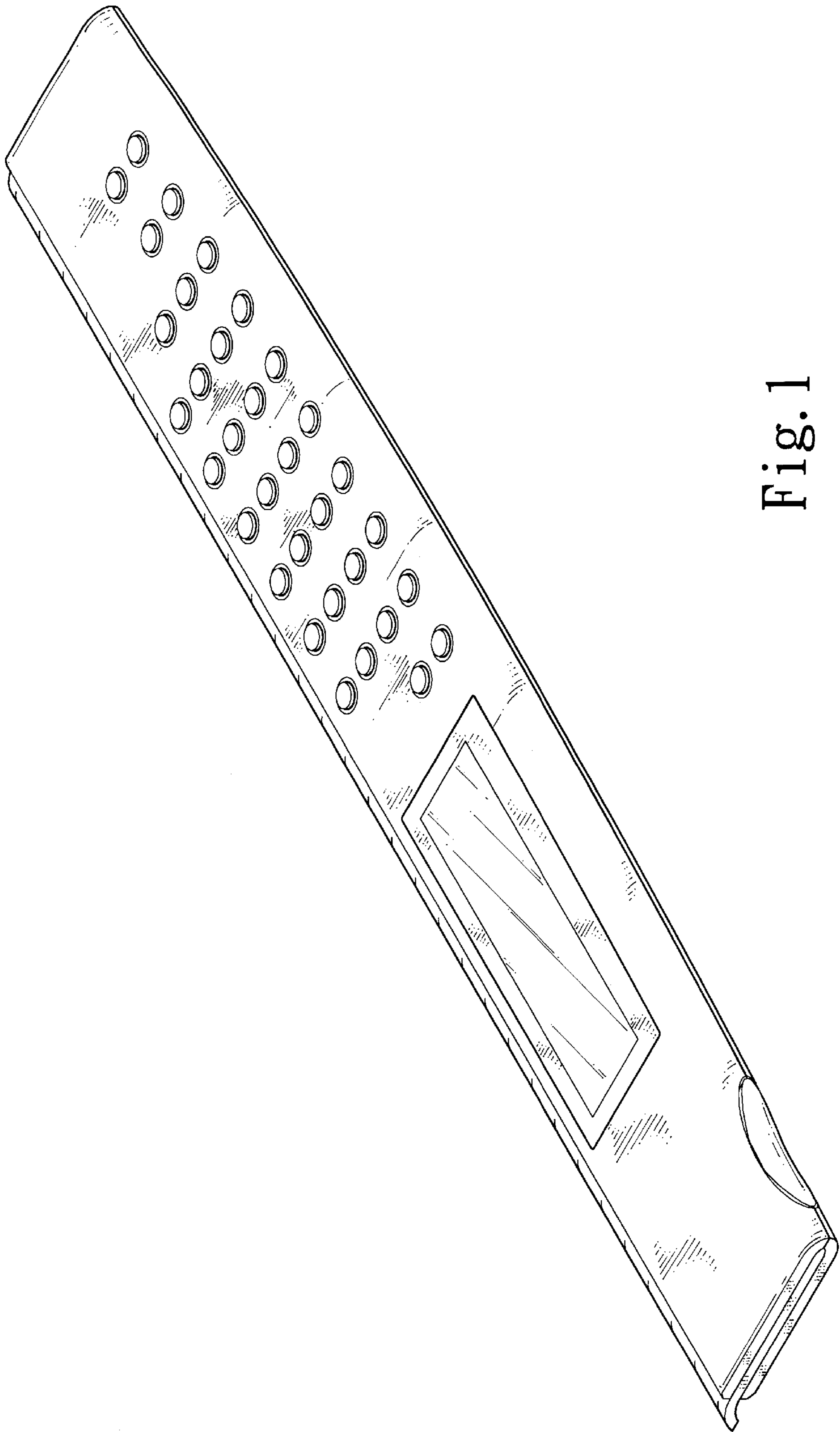


Fig. 1

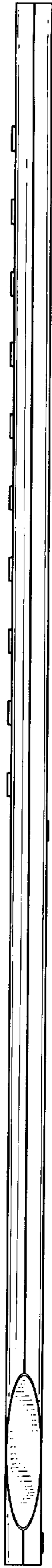


Fig. 2



Fig. 3



Fig. 4

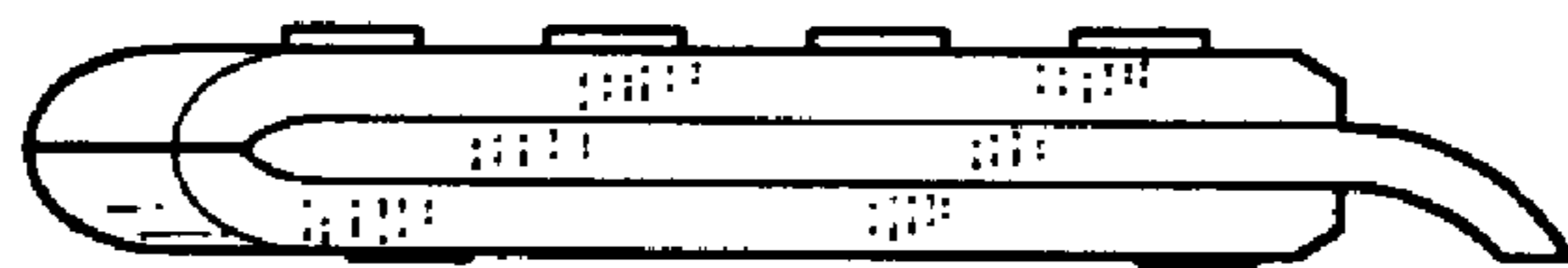


Fig. 5

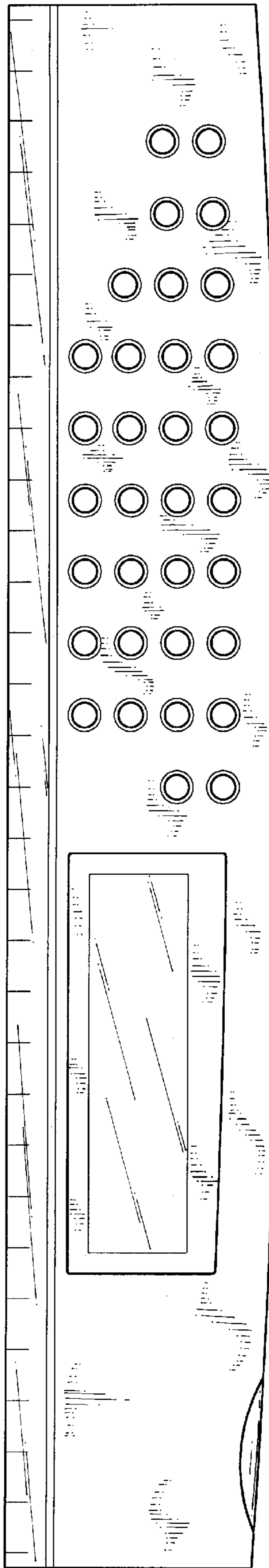


Fig. 6

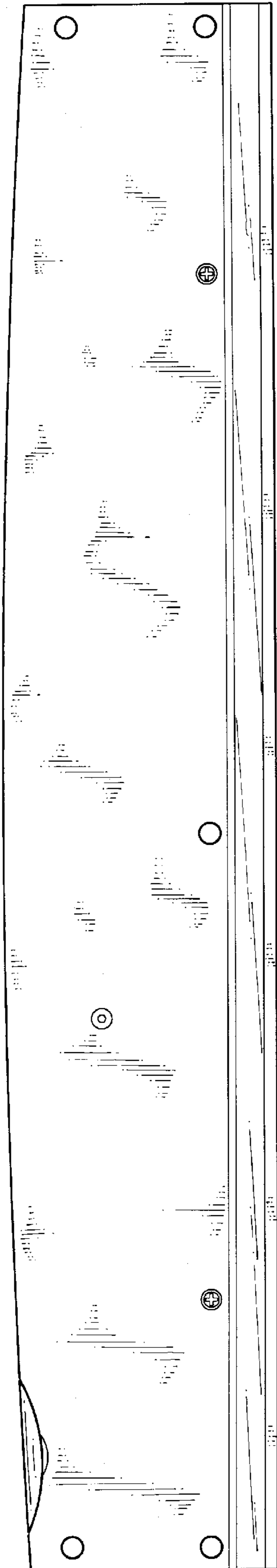


Fig. 7