



US00D438234S

(12) **United States Design Patent**  
**Ridinger**

(10) **Patent No.:** **US D438,234 S**

(45) **Date of Patent:** **\*\* Feb. 27, 2001**

(54) **GUITAR BODY**

(76) **Inventor:** **Steve Ridinger**, P.O. Box 5030, San Clemente, CA (US) 92674-5030

(\*\*) **Term:** **14 Years**

(21) **Appl. No.:** **29/120,066**

(22) **Filed:** **Mar. 14, 2000**

(51) **LOC (7) Cl.** ..... **17-03**

(52) **U.S. Cl.** ..... **D17/20; D17/14**

(58) **Field of Search** ..... **D17/14, 15, 18-20; 84/267, 291, 293, 743**

(56) **References Cited**

**U.S. PATENT DOCUMENTS**

D. 254,792	*	4/1980	Edwards	.....	D17/14
D. 269,437	*	6/1983	Wilson et al.	.....	D17/14
D. 407,430	*	3/1999	Rosenberg et al.	.....	D17/20
3,143,028	*	8/1964	Fender	.....	D17/14
4,373,417	*	2/1983	Wilson et al.	.....	84/743
4,846,038	*	7/1989	Turner	.....	84/293

\* cited by examiner

*Primary Examiner*—Adir Aronovich

(74) *Attorney, Agent, or Firm*—Joseph T. Leone, Esq.; DeWitt Ross & Stevens S.C.

(57) **CLAIM**

The ornamental design for a guitar body, as shown and described.

**DESCRIPTION**

FIG. 1 is a front elevational view of a guitar body showing my new design;

FIG. 2 is a right side elevational view thereof;

FIG. 3 is a left side elevational view thereof;

FIG. 4 is a bottom plan view thereof; and,

FIG. 5 is a top plan view thereof.

The rear elevational view thereof is unornamented and forms no part of the claimed design. The broken-line portions of the drawing figures are shown to illustrate environmental elements only and form no part of the claimed design.

**1 Claim, 1 Drawing Sheet**

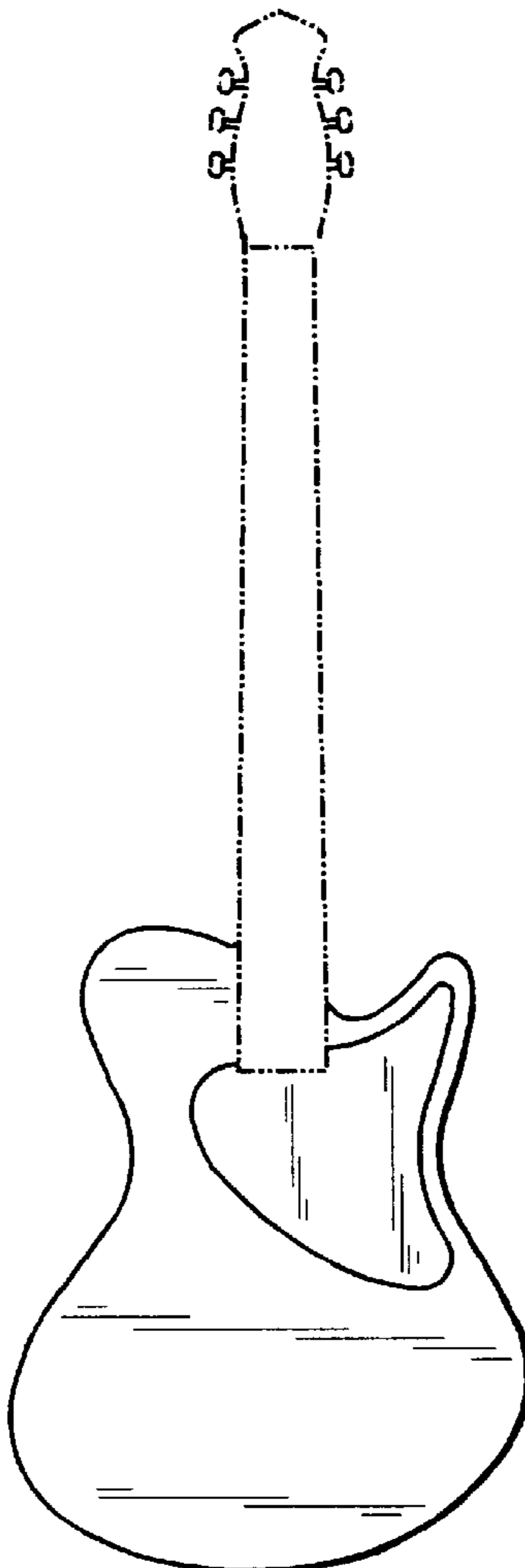




FIG. 2

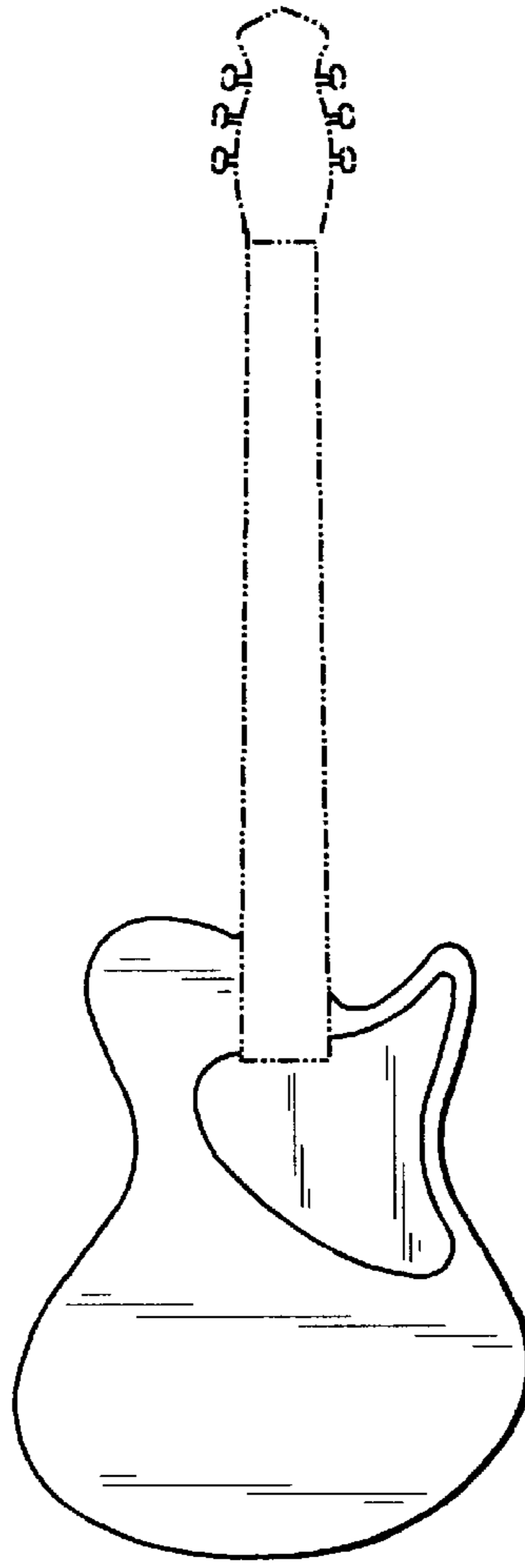


FIG. 1



FIG. 3

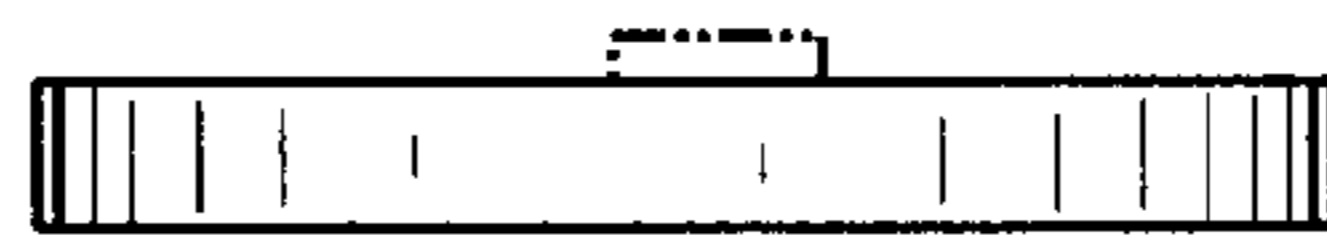


FIG. 4



FIG. 5