



US00D438231S

(12) **United States Design Patent**
Masunaga et al.

(10) **Patent No.:** **US D438,231 S**

(45) **Date of Patent:** **** Feb. 27, 2001**

(54) **PORTION OF AN EYEGLASS FRAME**

(75) Inventors: **Satoru Masunaga; Setsuo Sanae**, both of Fukui (JP)

(73) Assignee: **Masunaga Optical Mfg. Co., Ltd.**, Fukui (JP)

(**) Term: **14 Years**

(21) Appl. No.: **29/126,501**

(22) Filed: **Jul. 19, 2000**

(30) **Foreign Application Priority Data**

Jan. 26, 2000 (JP) 12-001032

(51) **LOC (7) Cl.** **16-06**

(52) **U.S. Cl.** **D16/315**

(58) **Field of Search** D16/101, 300-330;
351/41, 44, 51, 52, 57, 59, 60, 103, 106,
158; 2/247, 248

(56) **References Cited**

U.S. PATENT DOCUMENTS

- D. 80,150 * 12/1929 Spill D16/315
- D. 156,289 * 11/1949 Stegeman D16/315
- D. 280,831 * 10/1985 Levoy D16/315
- D. 389,169 * 1/1998 Conway D16/330

- D. 392,667 * 3/1998 Hyoui D16/327
- D. 393,866 * 4/1998 Cohen et al. D16/315
- D. 405,103 * 2/1999 Tragatschnig D16/306
- 505,650 * 9/1893 Francis 351/59
- 2,188,380 * 1/1940 Uhlemann 351/106

* cited by examiner

Primary Examiner—Raphael Barkai

(74) *Attorney, Agent, or Firm*—Finnegan, Henderson, Farabow, Garrett & Dunner, L.L.P.

(57) **CLAIM**

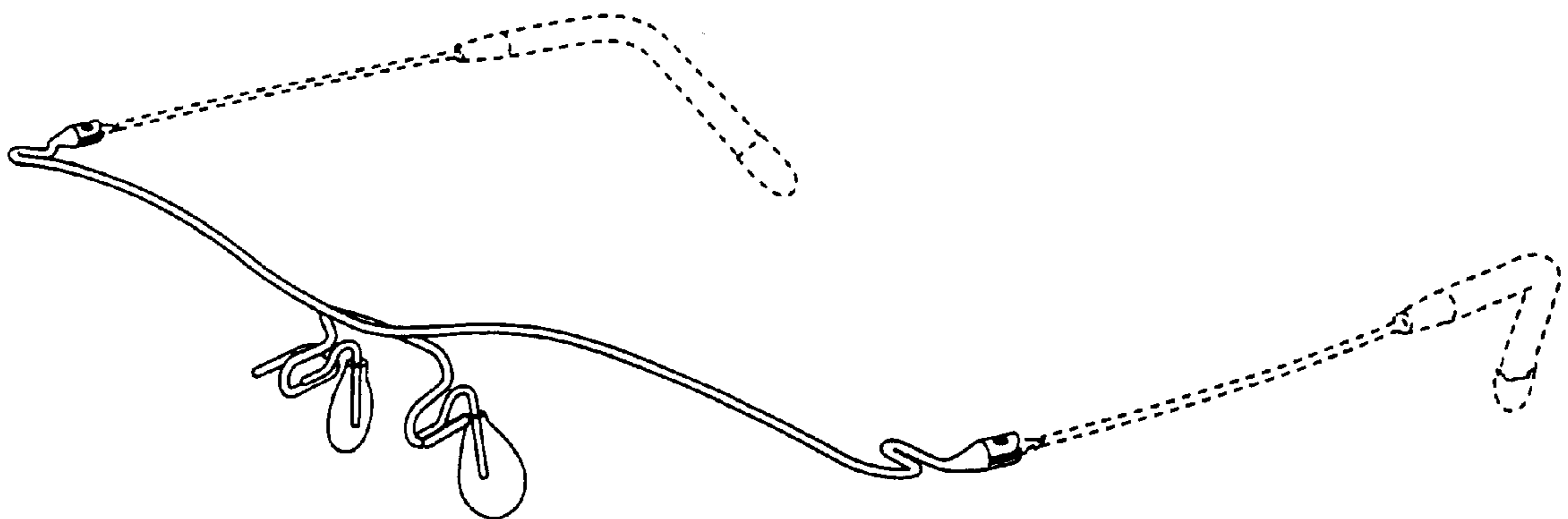
The ornamental design for the portion of an eyeglass frame, as shown and described.

DESCRIPTION

FIG. 1 is a front view of a portion of an eyeglass frame showing our new design;
 FIG. 2 is a rear view thereof;
 FIG. 3 is a left side view thereof, the right side view being a mirror image thereof;
 FIG. 4 is a top plan view thereof;
 FIG. 5 is a bottom plan view thereof; and,
 FIG. 6 is a perspective view thereof.

The broken lines shown in FIGS. 1-6 are for illustrative purposes only and form no part of the claimed design.

1 Claim, 5 Drawing Sheets



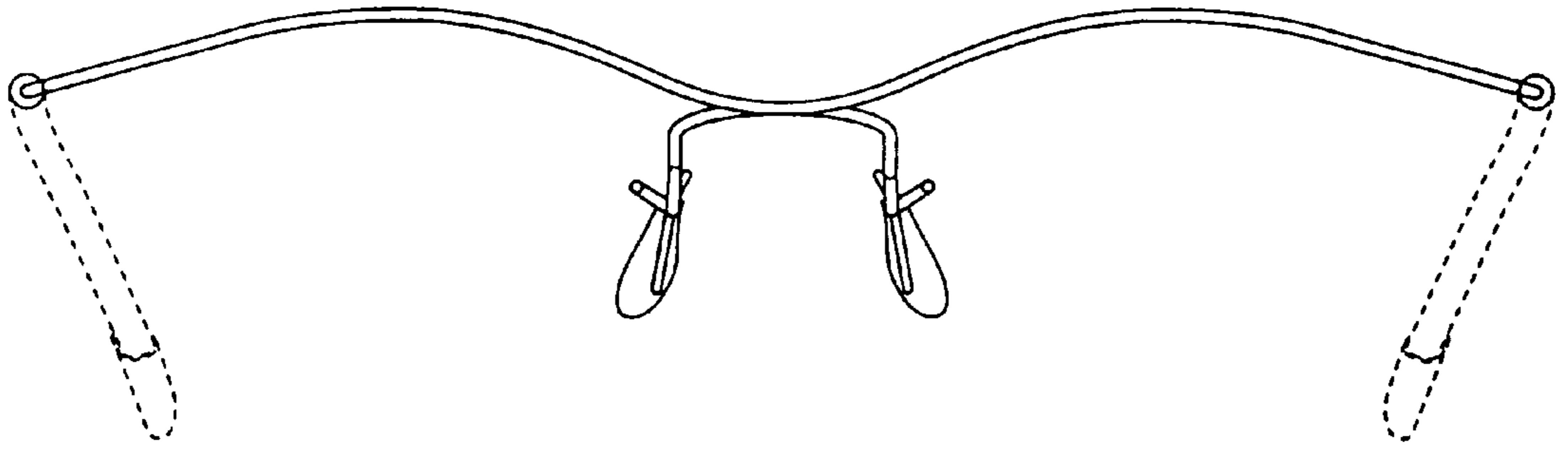


FIG.1

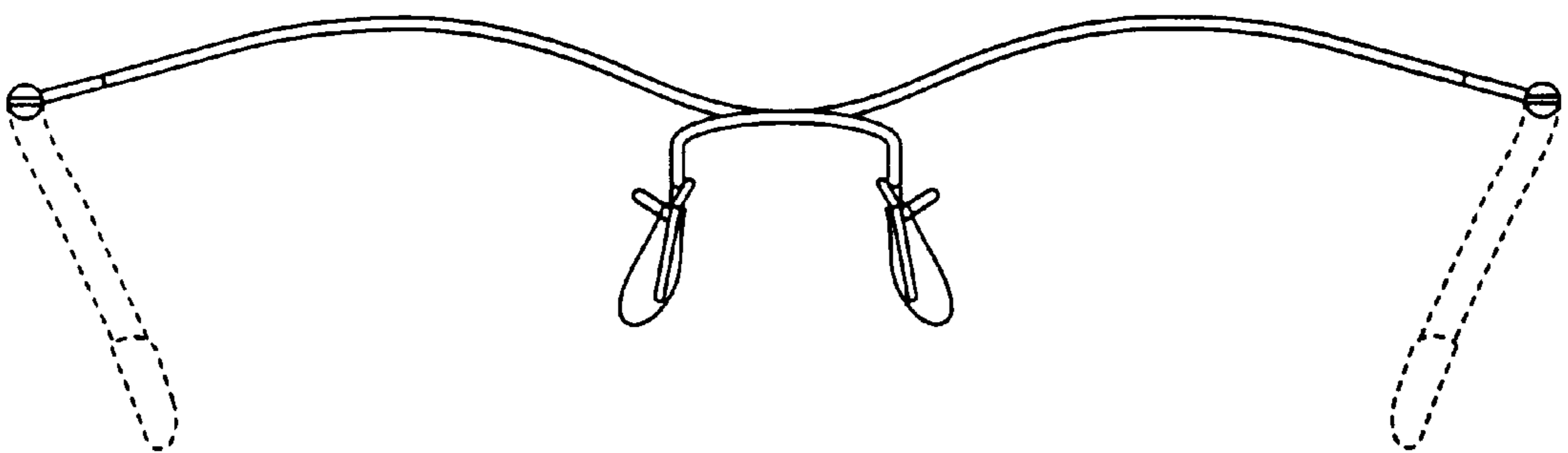


FIG.2

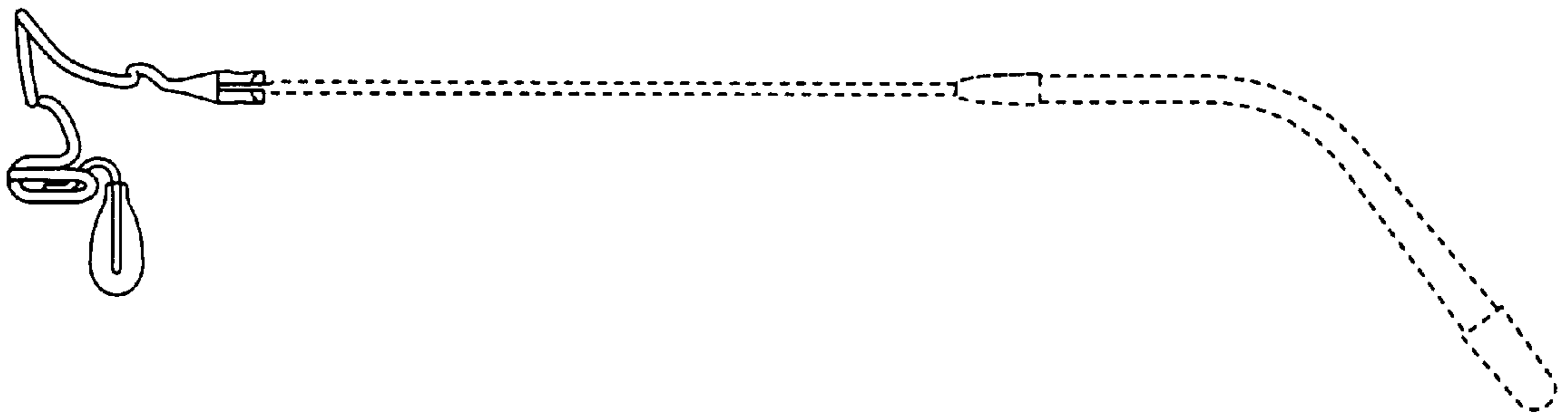


FIG.3

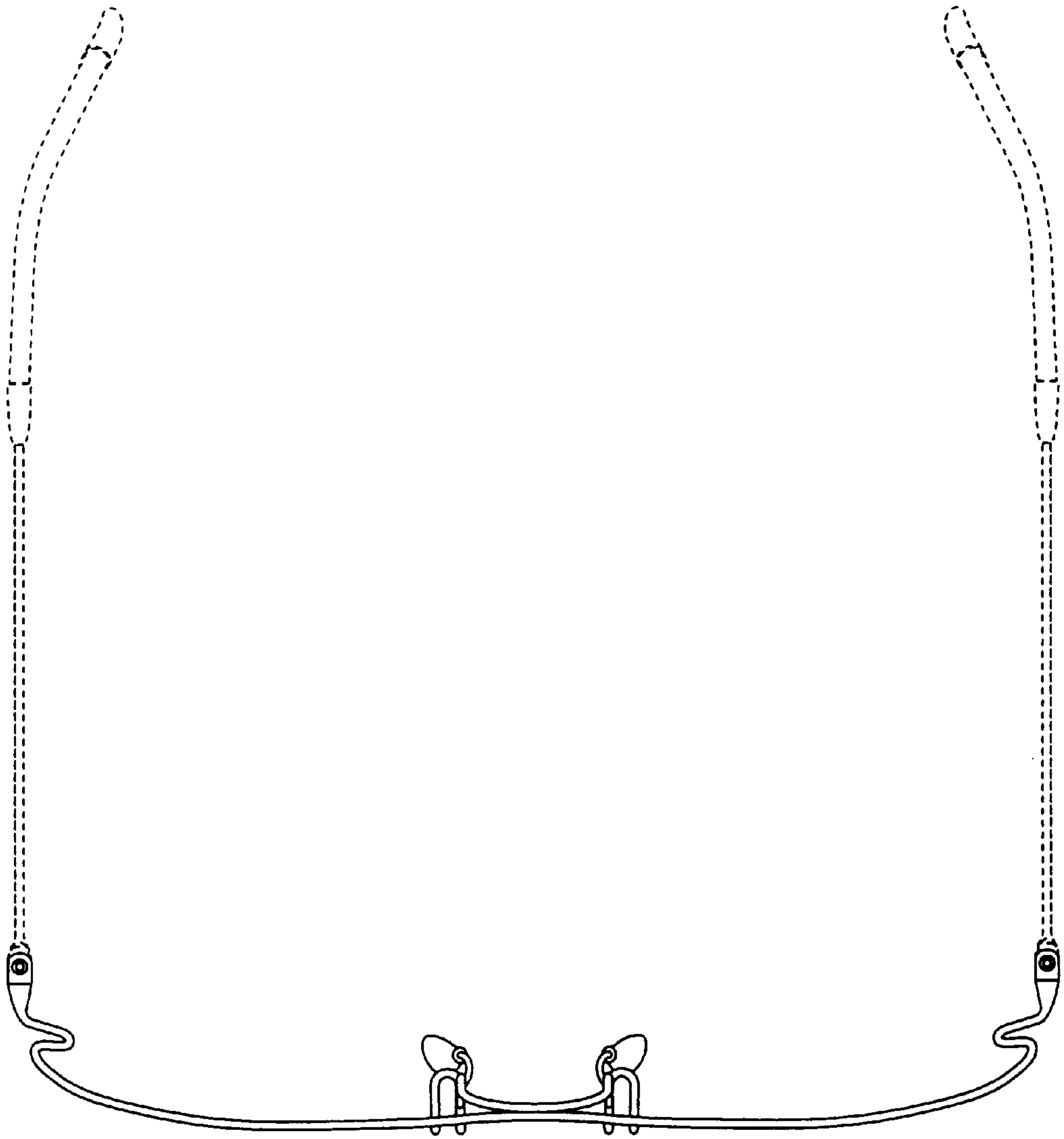


FIG.4




FIG. 5

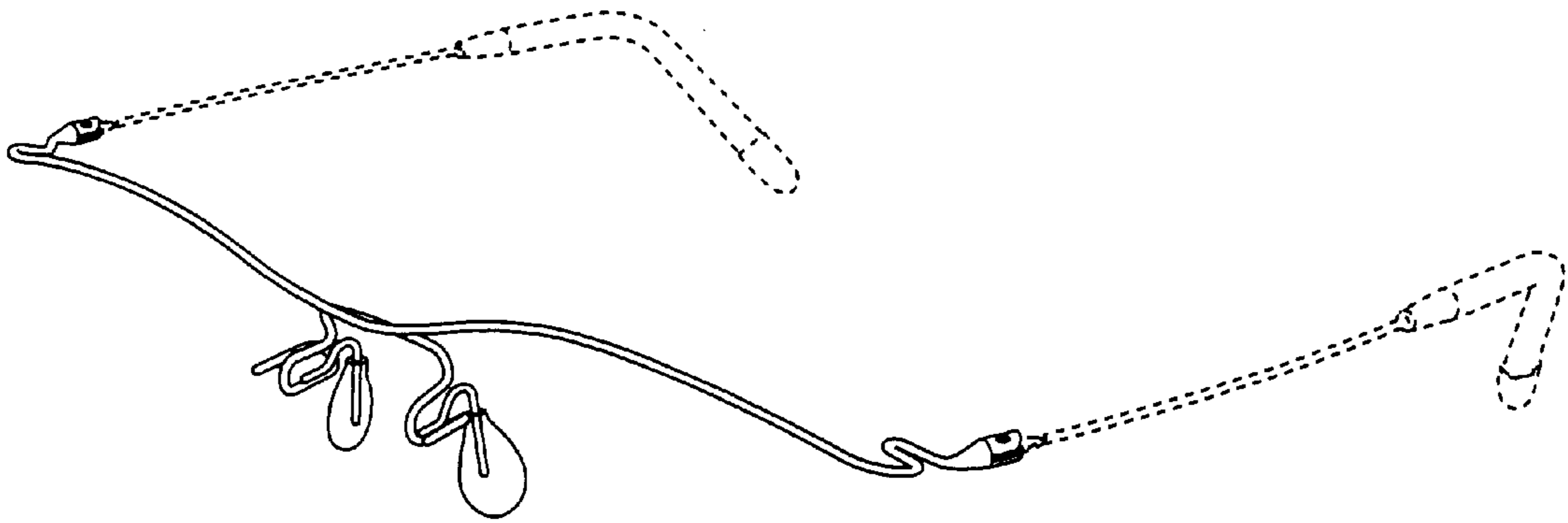


FIG.6