



US00D438217S

(12) **United States Design Patent**
Olson et al.

(10) **Patent No.:** **US D438,217 S**

(45) **Date of Patent:** **** Feb. 27, 2001**

(54) **COMBINE LEFT SIDE PANEL UNIT**

Primary Examiner—B. J. Bullock

(75) Inventors: **Jay Harold Olson**, Moline, IL (US);
Bengt Ake Nestell, Pottstown, PA (US)

(57) **CLAIM**

The ornamental design for a combine left side panel unit, as shown and described.

(73) Assignee: **Deere & Company**, Moline, IL (US)

(**) Term: **14 Years**

DESCRIPTION

(21) Appl. No.: **29/109,220**

FIG. 1 is a side view of a combine left side panel unit showing our new design, the broken line showing of the vehicle and ground line being for illustrative purposes only, and forms no part of the claimed design.

(22) Filed: **Aug. 11, 1999**

(51) **LOC (7) Cl.** **15-03**

(52) **U.S. Cl.** **D15/10**

(58) **Field of Search** D15/10, 12, 17;
296/191, 193, 196, 2; 56/122-5, 14.5, 14.6

FIG. 2 is an enlarged top view of the combine left side panel unit design of FIG. 1.

(56) **References Cited**

FIG. 3 is a side view of the combine left side panel unit of FIG. 2.

U.S. PATENT DOCUMENTS

D. 399,851	*	10/1998	Stauffer et al.	D15/10
4,241,566	*	12/1980	Webster	56/14.6
4,266,393	*	5/1981	Taylor	56/14.6
5,156,570	*	10/1992	Justice, III	.	
6,095,594	*	8/2000	Ridale et al.	296/191

FIG. 4 is a bottom view of the combine left side panel unit of FIG. 2.

FIG. 5 is a front view of the combine left side panel unit of FIG. 2; and,

FIG. 6 is a rear view of the combine left side panel unit of FIG. 2.

* cited by examiner

1 Claim, 3 Drawing Sheets

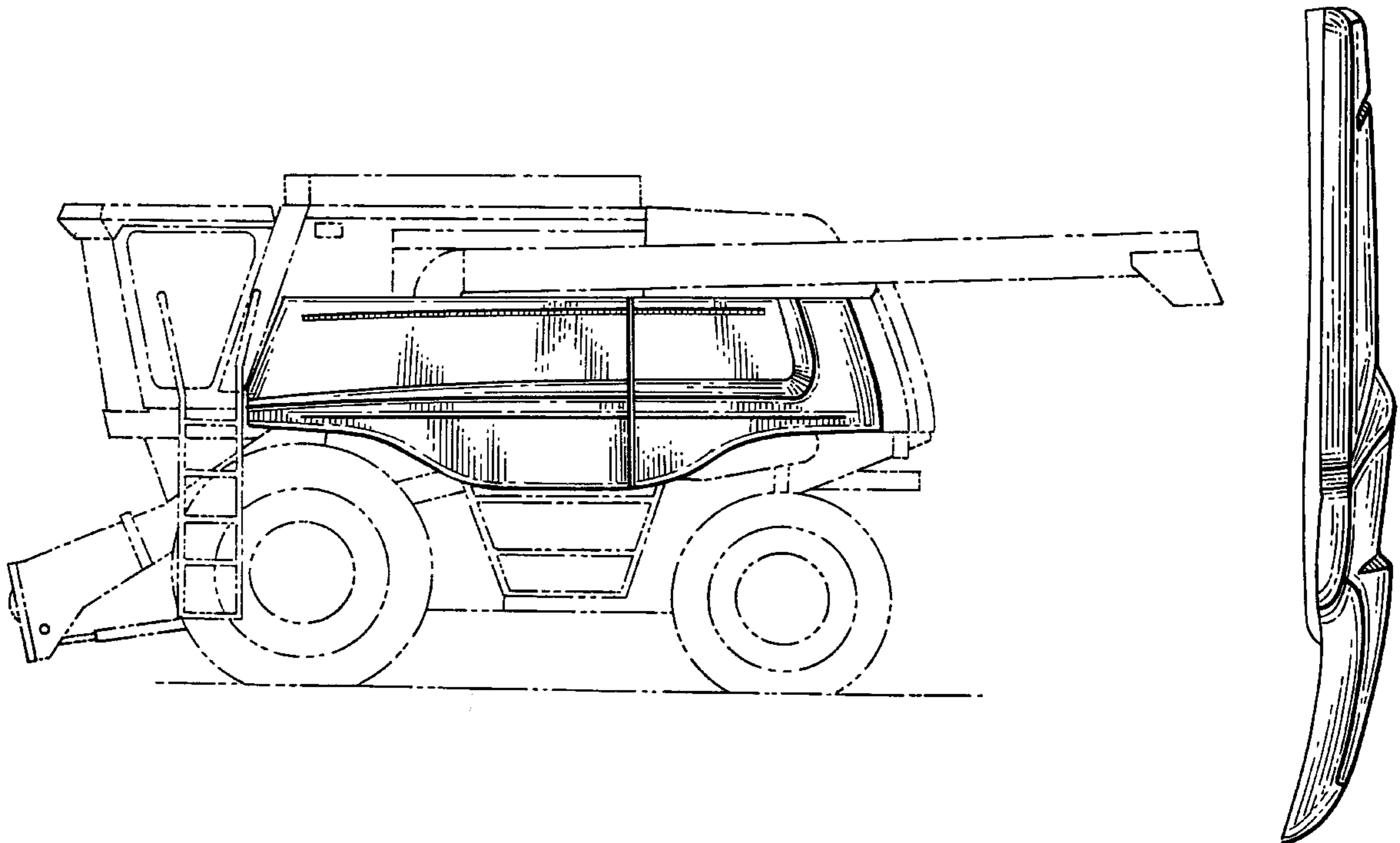


Fig. 1

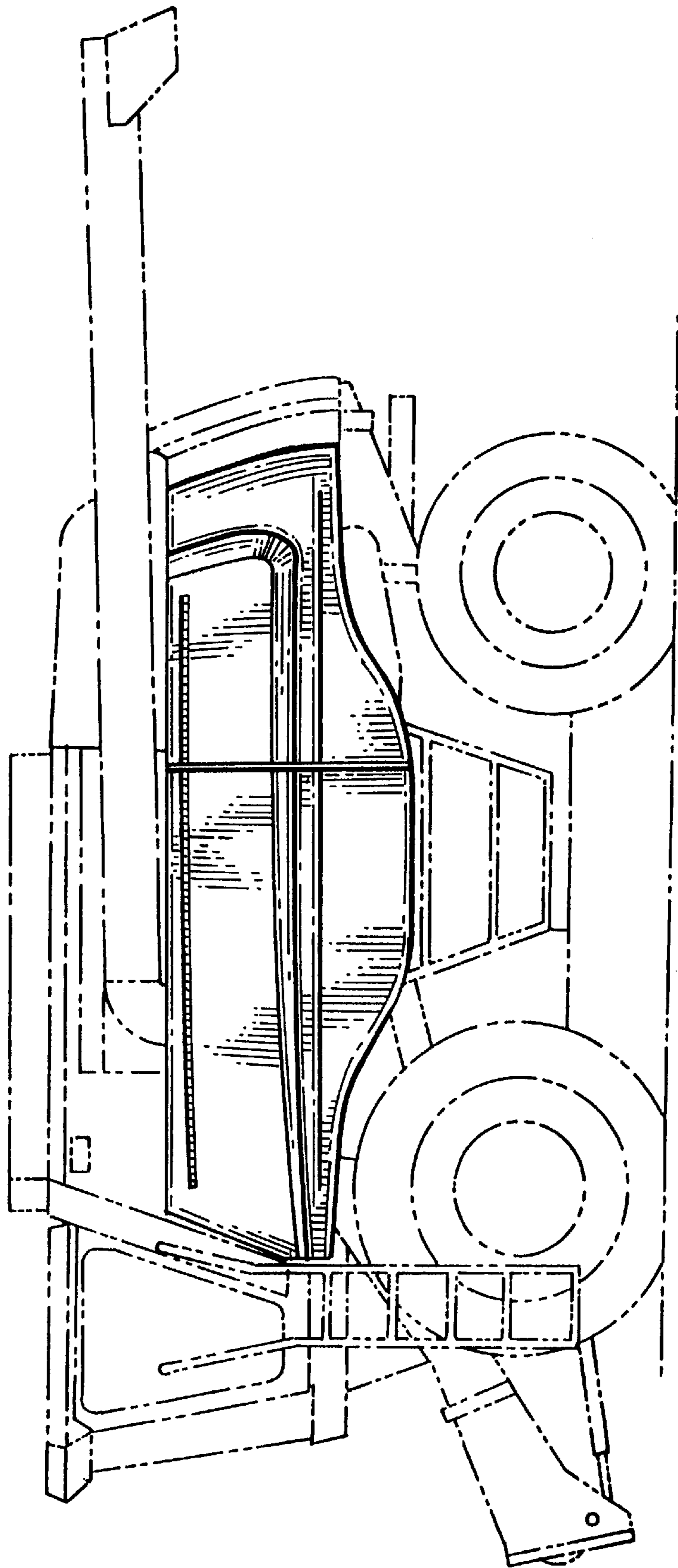


Fig. 2

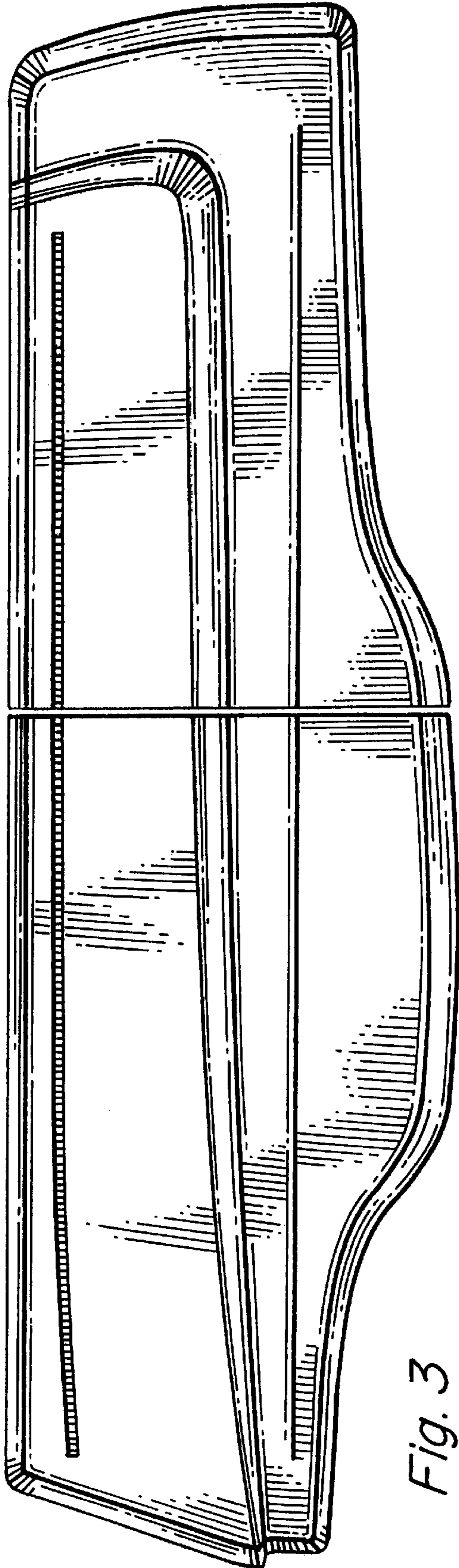


Fig. 3

Fig. 4






Fig. 5

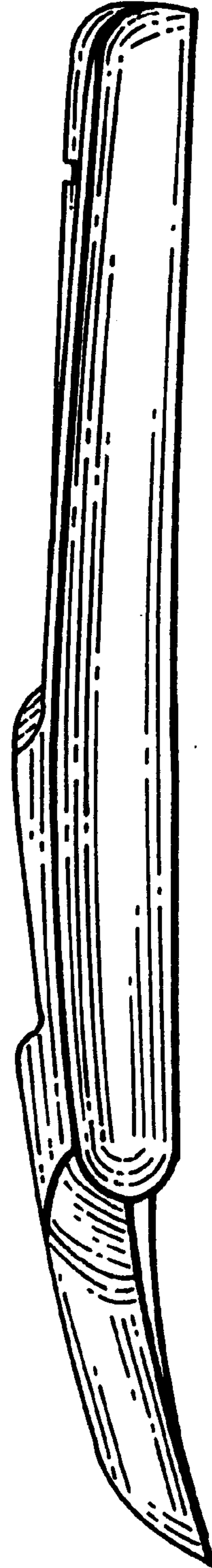


Fig. 6