



US00D438208S

(12) **United States Design Patent**
Jones et al.

(10) **Patent No.:** **US D438,208 S**

(45) **Date of Patent:** **** Feb. 27, 2001**

(54) **PORTION OF A COMPUTER INPUT DEVICE**

(75) Inventors: **Gregory G. Jones**, Seattle; **Hugh E. McLoone**, Bellevue; **Melissa S. Jacobson**, Seattle, all of WA (US)

(73) Assignee: **Microsoft Corporation**, Redmond, WA (US)

(**) Term: **14 Years**

(21) Appl. No.: **29/115,582**

(22) Filed: **Dec. 17, 1999**

(51) **LOC (7) Cl.** **14-02**

(52) **U.S. Cl.** **D14/402; D14/408; D14/417**

(58) **Field of Search** D14/402-410,
D14/417, 432; 345/156-167; 200/5 R, 5 A,
6 R, 6 A; 273/148 B; 74/471 XY; 463/36,
37, 38

(56) **References Cited**

U.S. PATENT DOCUMENTS

D. 281,776	12/1985	Griffin .	
D. 402,281	12/1998	Ledbetter et al. .	
D. 406,121	2/1999	Edwards et al. .	
D. 409,181	5/1999	Edwards et al. .	
D. 410,638	* 6/1999	Sheehan et al.	D14/402
D. 411,837	* 7/1999	Sheehan	D14/402
D. 415,746	10/1999	Edwards et al. .	
4,862,165	8/1989	Gart .	

OTHER PUBLICATIONS

“SICOS Mouse,” SICOS Computer Catalog, 1992.
Marble® Mouse, Logitech Internet Catalog—www.logitech.com, Oct. 1999.
Digital photographs 1-7 of Logitech Trackman® Marble® Wheel, Banner & Witcoff, Ltd., May 2000.

* cited by examiner

Primary Examiner—Kay H. Chin

(74) *Attorney, Agent, or Firm*—Banner & Witcoff, Ltd.

(57) **CLAIM**


The ornamental design for a portion of a computer input device, as shown and described.

DESCRIPTION

FIG. 1 is a left-front perspective view of portion of a computer input device showing my new design; FIG. 2 is a left-side elevational view thereof; FIG. 3 is a front elevational view thereof; FIG. 4 is a rear elevational view thereof; FIG. 5 is a top plan view thereof; and, FIG. 6 is a right-front perspective view of an alternative and mirror image embodiment of a portion of a computer input device showing my new design.

The broken line showing of the remainder of the computer input device is for illustrative purposes only and forms no part of the claimed design.

1 Claim, 2 Drawing Sheets



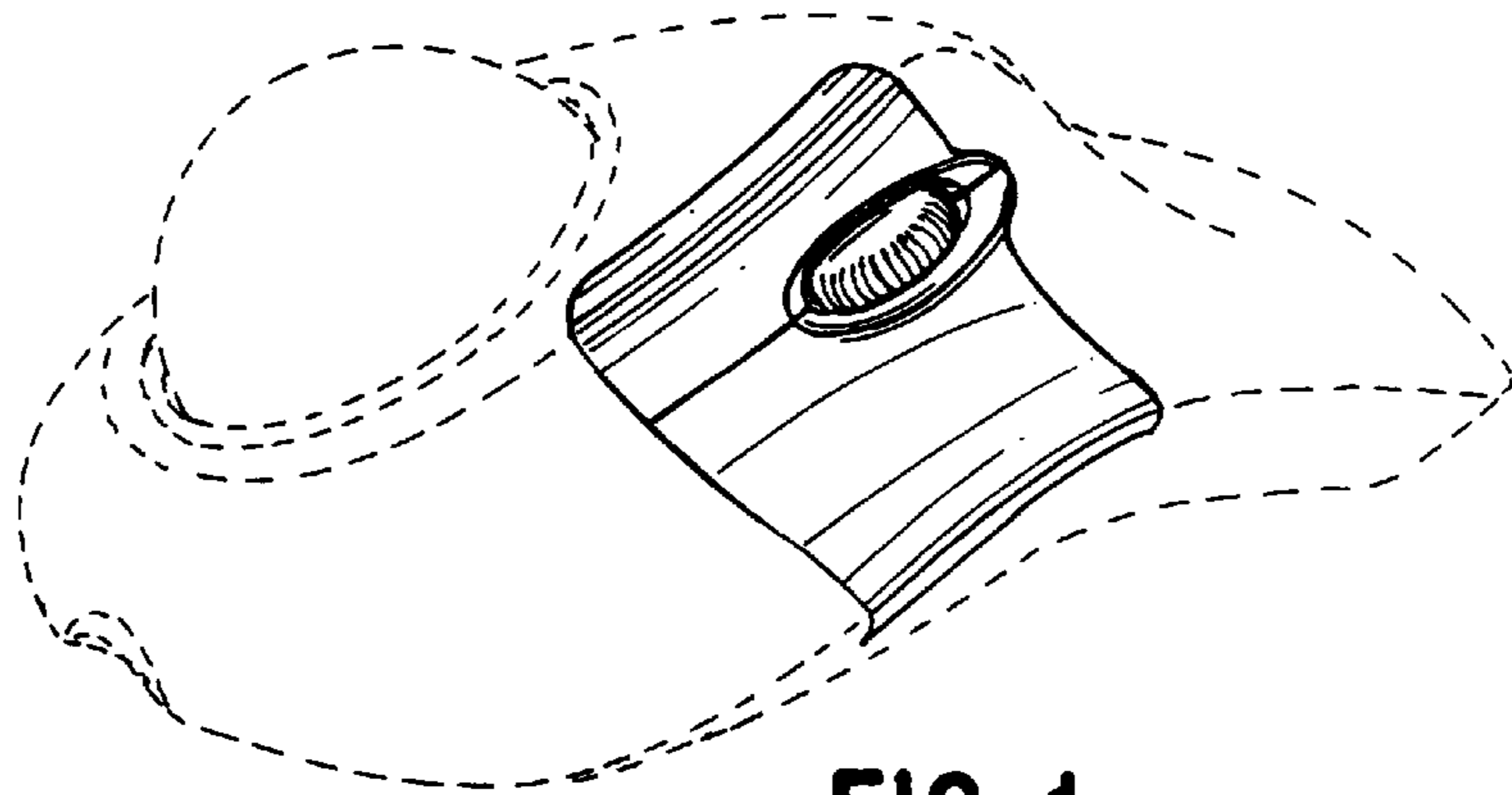


FIG. 1




FIG. 2

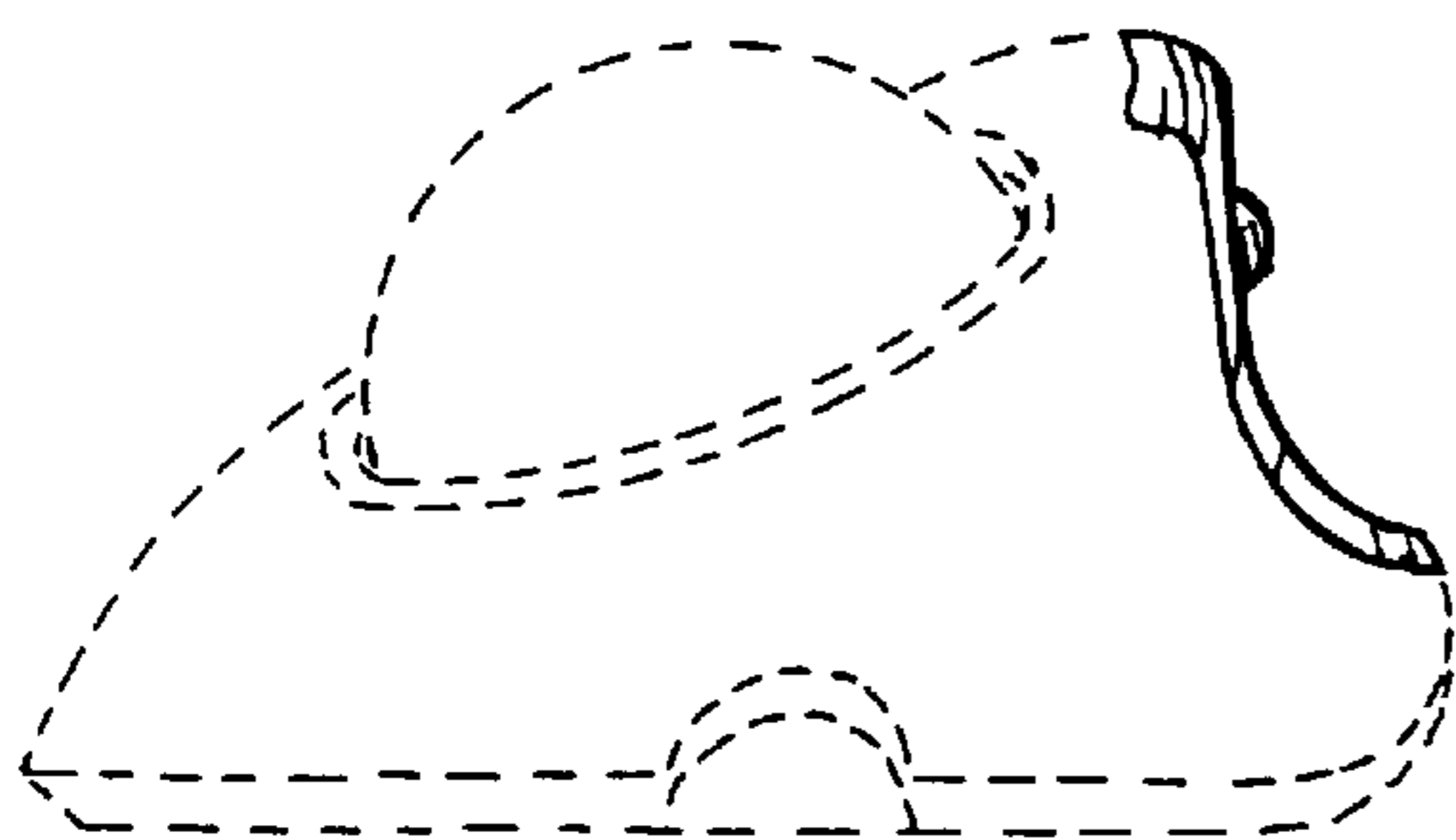


FIG. 3

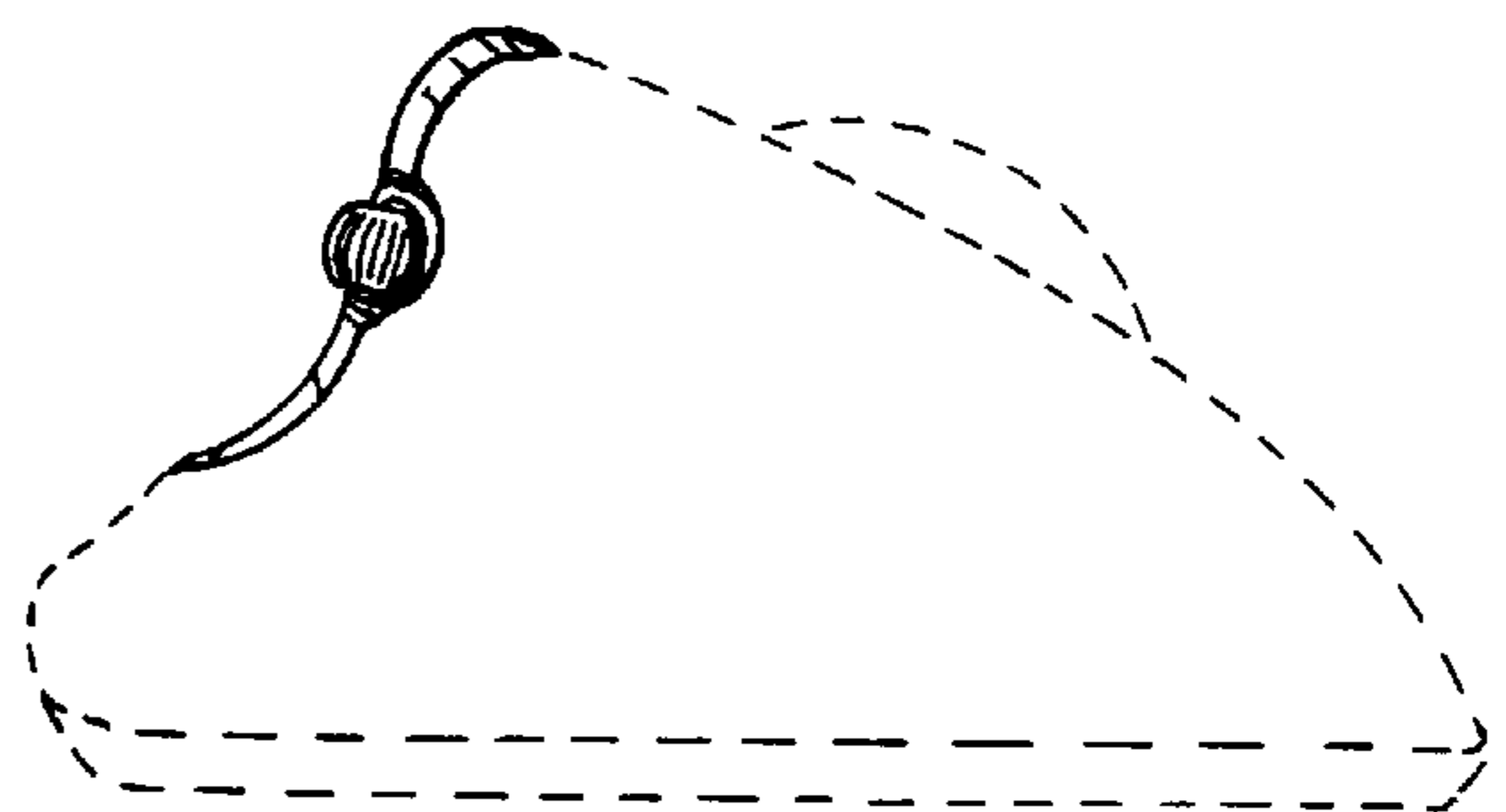


FIG. 4

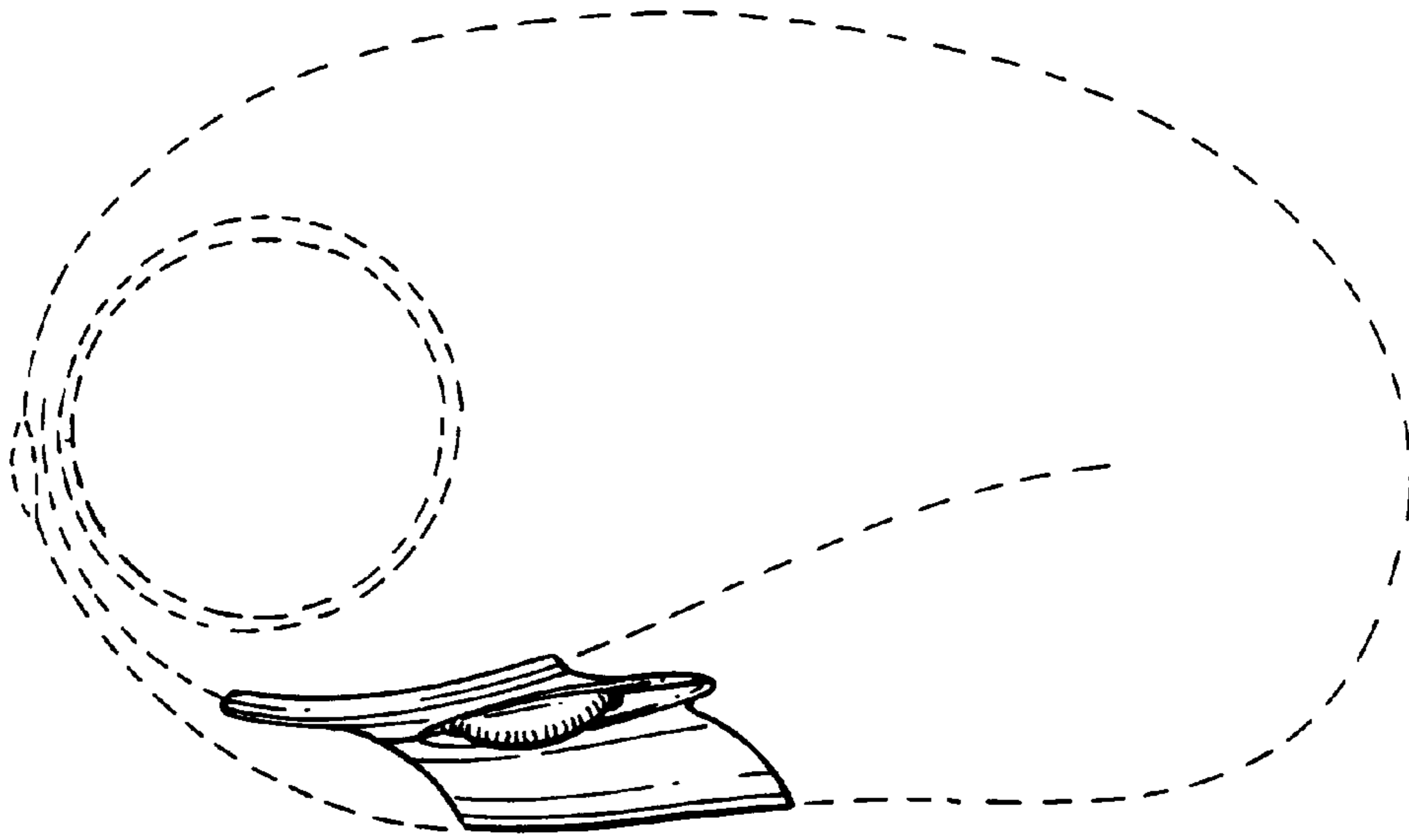


FIG. 5

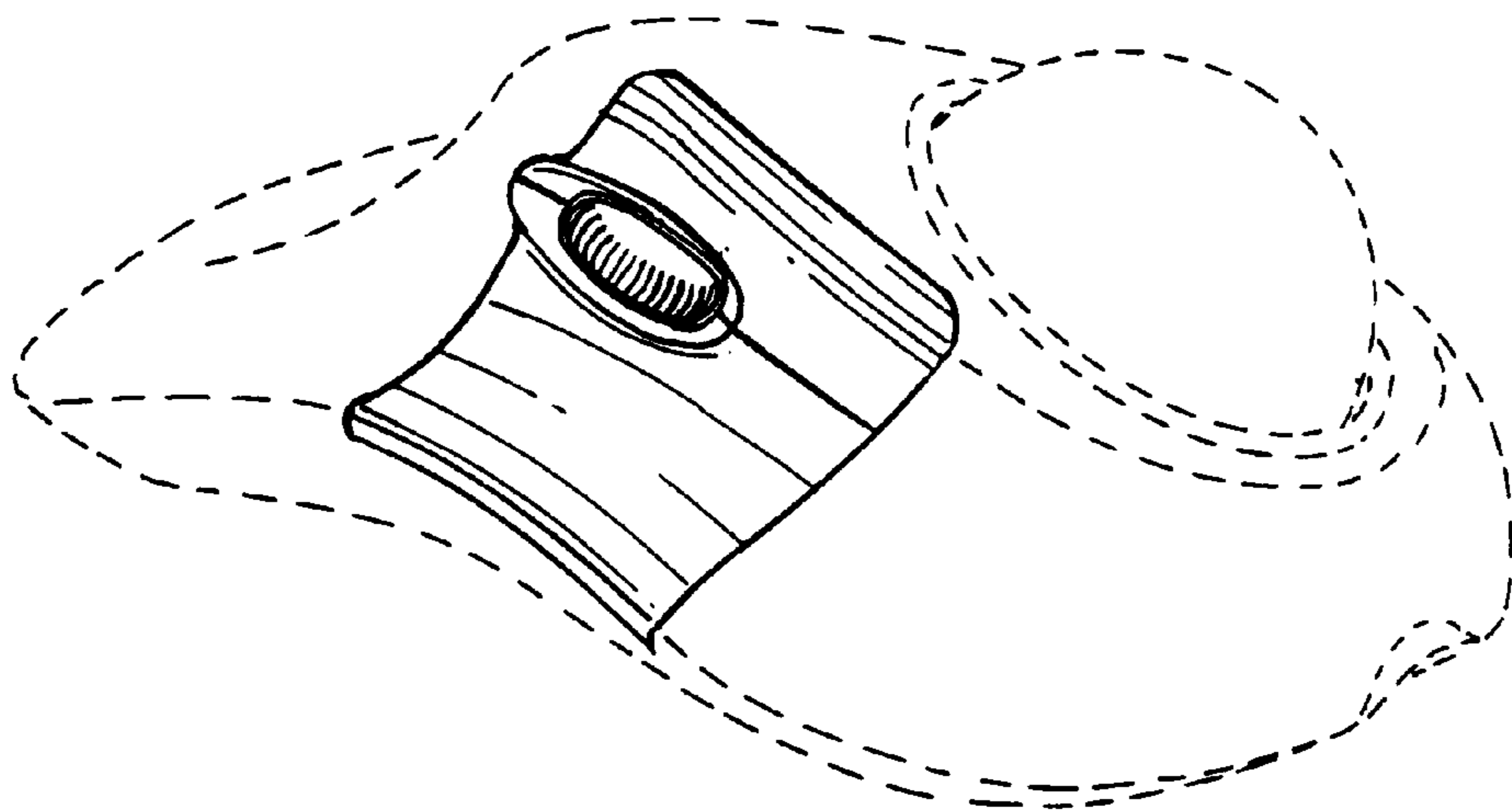


FIG. 6