



US00D438197S

(12) **United States Design Patent**  
**Arpe**

(10) **Patent No.:** **US D438,197 S**

(45) **Date of Patent:** **\*\* Feb. 27, 2001**

(54) **BASE STATION**

(75) **Inventor:** **Michael Arpe, Kiel (DE)**

(73) **Assignee:** **DeTeWe AG & Co., Berlin (DE)**

(\*\*) **Term:** **14 Years**

(21) **Appl. No.:** **29/113,026**

(22) **Filed:** **Oct. 28, 1999**

(30) **Foreign Application Priority Data**

Apr. 28, 1999 (DE) ..... 499 04 263

(51) **LOC (7) Cl.** ..... **14-03**

(52) **U.S. Cl.** ..... **D14/240**

(58) **Field of Search** ..... D14/137, 140,  
D14/142, 358, 155, 159, 240, 242, 241,  
308, 310, 311, 312; 379/419, 420, 428,  
440, 399, 412; 455/550-575, 90; D13/184,  
133, 152

(56) **References Cited**

**U.S. PATENT DOCUMENTS**

D. 299,451	*	1/1989	Ikeda	.....	D14/158
D. 333,302	*	2/1993	Ebihara et al.	.....	D14/118
D. 339,808	*	9/1993	Khoo et al.	.....	D14/251
D. 363,722	*	10/1995	Aldridge et al.	.....	D14/242
D. 368,097	*	3/1996	Heberling et al.	.....	D14/242
D. 375,297	*	11/1996	Casarez et al.	.....	D14/107
D. 377,652	*	1/1997	Sarkiniemi	.....	D14/240
D. 378,577	*	3/1997	Peroni	.....	D10/103

D. 379,993	*	6/1997	Devitt et al.	.....	D14/240
D. 384,672	*	10/1997	Heberling	.....	D14/242
D. 390,553	*	2/1998	Beaumont et al.	.....	D14/137
D. 392,644	*	3/1998	McGugan	.....	D14/240
D. 393,463	*	4/1998	Beaumont et al.	.....	D14/149
D. 394,266	*	5/1998	Hogenbirk	.....	D14/240
D. 395,048	*	6/1998	Kobayashi	.....	D14/240
D. 406,145	*	2/1999	Radakovic	.....	D14/242
D. 413,578	*	9/1999	Larson et al.	.....	D13/152
D. 415,769	*	10/1999	Waldner	.....	D14/240
D. 420,362	*	2/2000	Pedraza et al.	.....	D14/242
D. 423,002	*	4/2000	Pedersen	.....	D14/149
D. 423,513	*	4/2000	McKinnon et al.	.....	D14/240
D. 429,238	*	8/2000	Kolinen	.....	D14/240

\* cited by examiner

*Primary Examiner*—Jeffrey Asch

(74) *Attorney, Agent, or Firm*—Herbert L. Lerner;  
Laurence A. Greenberg; Werner H. Stemer

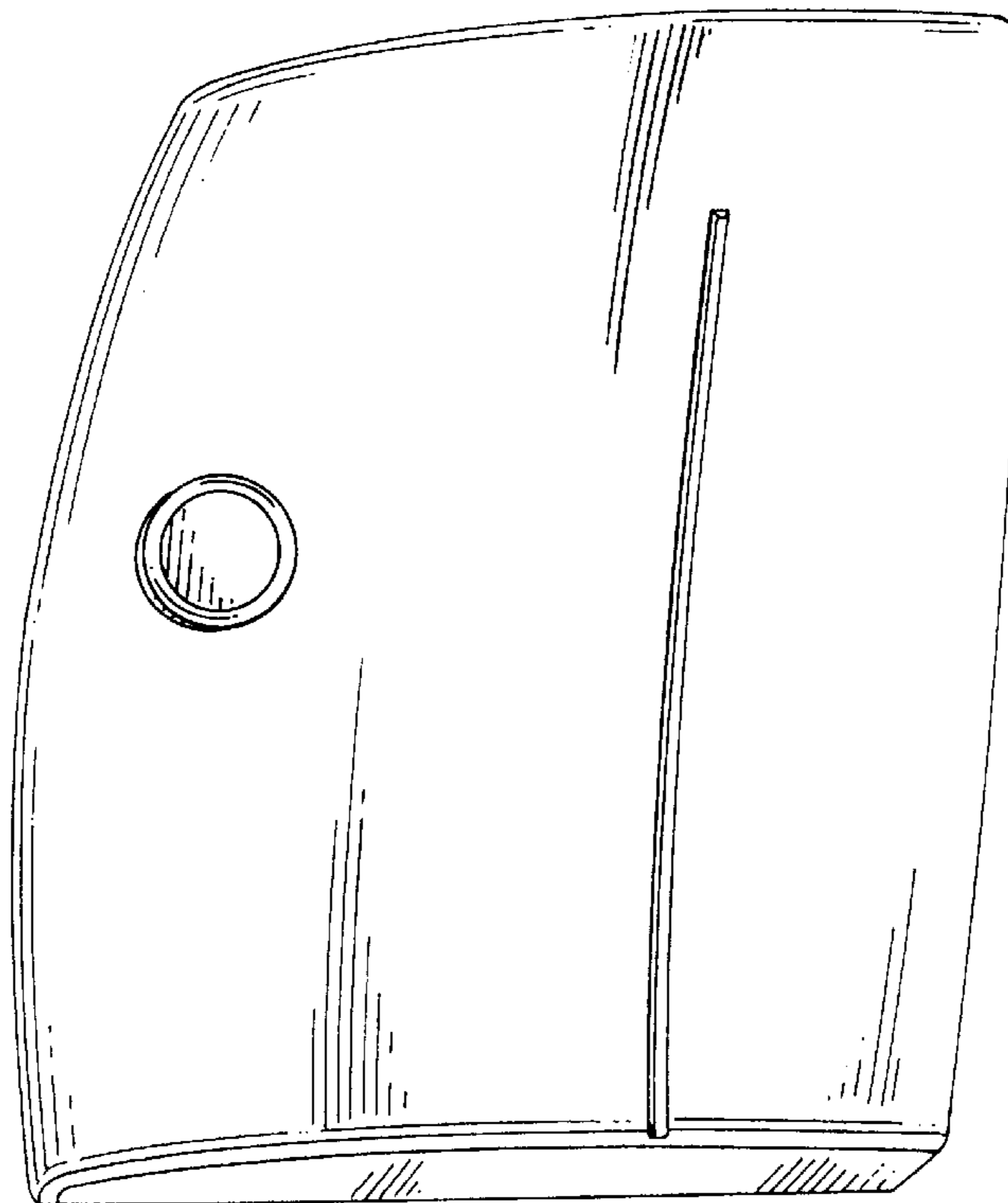
(57) **CLAIM**

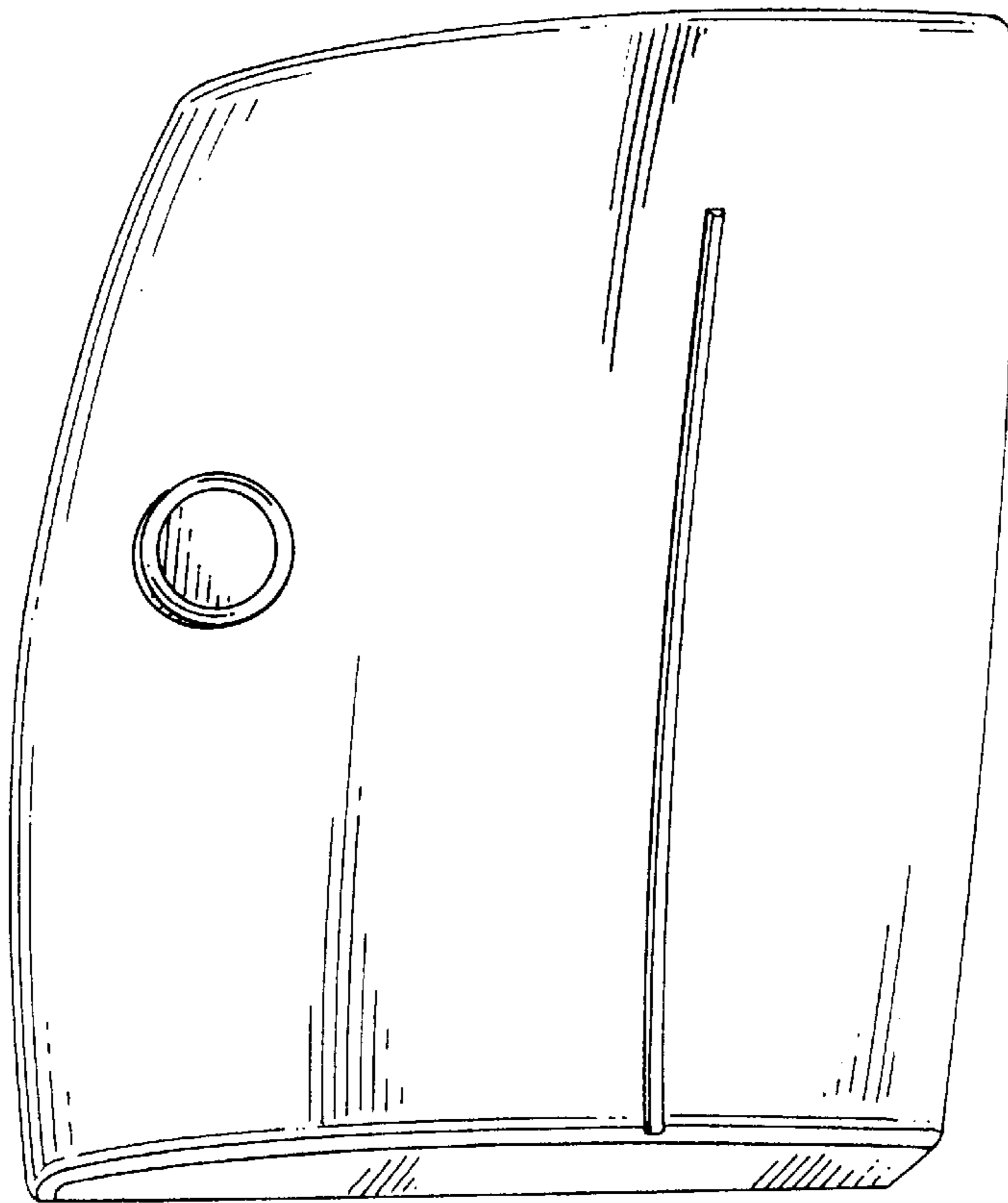
The ornamental design for a base station, as shown and described.

**DESCRIPTION**

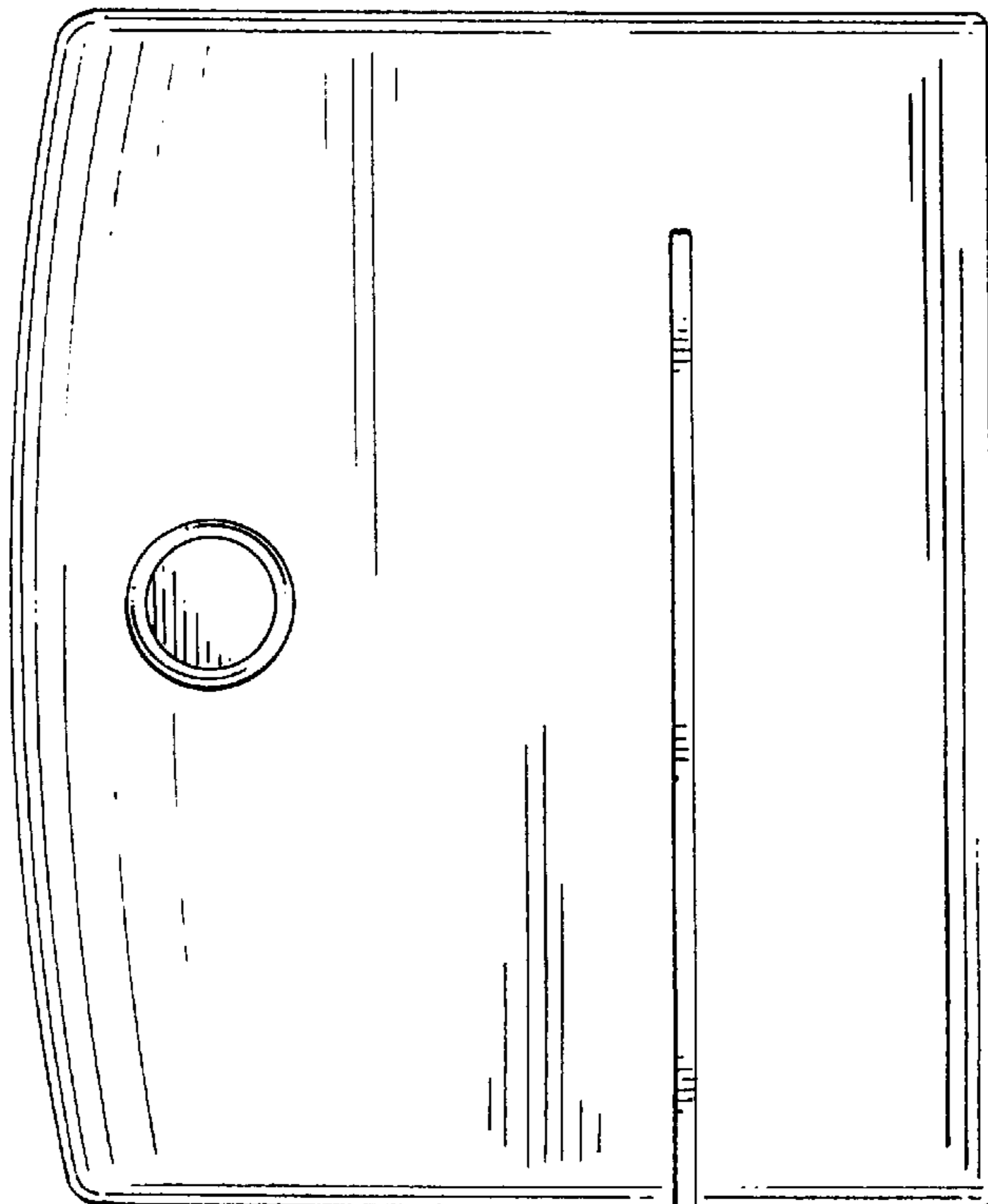
FIG. 1 is a perspective view of a base station;  
FIG. 2 is a top plan view thereof;  
FIG. 3 is a left, side-elevational view thereof;  
FIG. 4 is a right, side-elevational view thereof;  
FIG. 5 is a front-elevational view thereof; and,  
FIG. 6 is a rear-elevational view thereof.

**1 Claim, 2 Drawing Sheets**






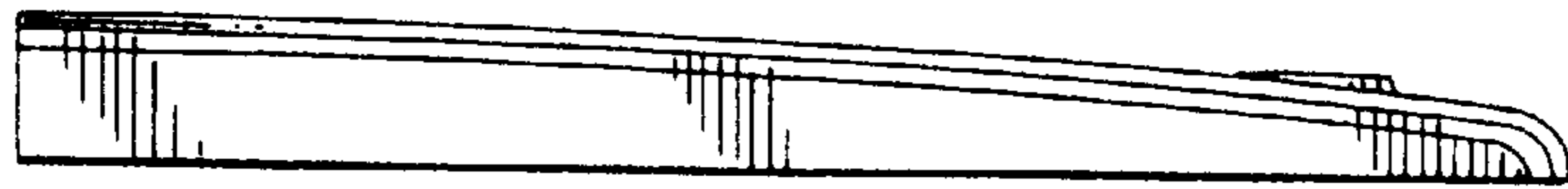
*Fig. 1*




*Fig. 2*



*Fig. 3*



*Fig. 4*



*Fig. 5*



*Fig. 6*